

Claims

1

Archive Date:10/01/2014

Claims:Adjustment Requests

Topic #814

Allowed Claim

An allowed claim (or adjustment request) contains at least one service that is reimbursable. Allowed claims display on the Paid Claims Section of the RA (Remittance Advice) with a dollar amount greater than "0" in the allowed amount fields. Only an allowed claim, which is also referred to as a claim in an allowed status, may be adjusted.

Topic #815

Denied Claim

A claim that was completely denied is considered to be in a denied status. To receive reimbursement for a claim that was completely denied, it must be corrected and submitted as a new claim.

Topic #512

Electronic

837 Transaction

Even if the original claim was submitted on paper, providers may submit electronic adjustment requests using an [837 \(837 Health Care Claim\) transaction](#).

Provider Electronic Solutions Software

The DHS (Department of Health Services) offers electronic billing software at no cost to providers. The PES (Provider Electronic Solutions) software allows providers to submit electronic adjustment requests using an 837 transaction. To obtain PES software, providers may download it from the [ForwardHealth Portal](#). For assistance installing and using PES software, providers may call the [EDI \(Electronic Data Interchange\) Helpdesk](#).

Portal Claim Adjustments

Providers can submit claim adjustments via the Portal. Providers may use the search function to find the specific claim to adjust. Once found, the provider can alter the claim to reflect the desired change and resubmit it to ForwardHealth. Any claim ForwardHealth has paid can be adjusted and resubmitted on the Portal, regardless of how the claim was originally submitted.

Topic #513

Follow-Up

Providers who believe an error has occurred or their issues have not been satisfactorily resolved have the following options:

- Submit a new adjustment request if the previous adjustment request is in an allowed status.
- Submit a new claim for the services if the adjustment request is in a denied status.
- Contact [Provider Services](#) for assistance with paper adjustment requests.
- Contact the [EDI \(Electronic Data Interchange\) Helpdesk](#) for assistance with electronic adjustment requests.

Topic #515

Paper

Paper adjustment requests must be submitted using the [Adjustment/Reconsideration Request \(F-13046 \(07/12\)\)](#) form.

Topic #816

Processing

Within 30 days of receipt, ForwardHealth generally reprocesses the original claim with the changes indicated on the adjustment request and responds on ForwardHealth remittance information.

Topic #514

Purpose

After reviewing both the claim and ForwardHealth [remittance information](#), a provider may determine that an allowed claim needs to be adjusted. Providers may file adjustment requests for reasons including the following:

- To correct billing or processing errors.
- To correct inappropriate payments (overpayments and underpayments).
- To add and delete services.
- To supply additional information that may affect the amount of reimbursement.
- To request professional consultant review (e.g., medical, dental).

Providers may initiate reconsideration of an allowed claim by submitting an adjustment request to ForwardHealth.

Topic #4857

Submitting Paper Attachments with Electronic Claim Adjustments

Providers may submit [paper attachments to accompany electronic claim adjustments](#). Providers should refer to their [companion guides](#) for directions on indicating that a paper attachment will be submitted by mail.

Good Faith Claims

Topic #518

Definition

A good faith claim may be submitted when a claim is denied due to a discrepancy between the member's enrollment information in the claims processing system and the member's actual enrollment. If a member presents a temporary card or an EE (Express Enrollment) card, BadgerCare Plus encourages providers to check the member's enrollment and, if the enrollment is not on file yet, make a photocopy of the member's temporary card or EE card. If Wisconsin's EVS (Enrollment Verification System) indicates that the member is not enrolled in BadgerCare Plus, providers should check enrollment again in two days or wait one week to submit a claim to ForwardHealth. If the EVS indicates that the member still is not enrolled after two days, or if the claim is denied with an enrollment-related EOB (Explanation of Benefits) code, providers should contact [Provider Services](#) for assistance.

Overpayments

Topic #528

Adjustment Request vs. Cash Refund

Except for nursing home and hospital providers, cash refunds may be submitted to ForwardHealth in lieu of an adjustment request. However, whenever possible, providers should submit an adjustment request for returning overpayments since both of the following are true:

- A cash refund does not provide documentation for provider records as an adjustment request does. (Providers may be required to submit proof of the refund at a later time.)
- Providers are not able to further adjust the claim after a cash refund is done if an additional reason for adjustment is determined.

Topic #532

Adjustment Requests

When correcting an overpayment through an adjustment request, providers may submit the adjustment request electronically or on paper. Providers should not submit provider-based billing claims through adjustment processing channels.

ForwardHealth processes an adjustment request if the provider is all of the following:

- Medicaid-enrolled on the DOS (date of service).
- Not currently under investigation for Medicaid fraud or abuse.
- Not subject to any intermediate sanctions under [DHS 106.08](#), Wis. Admin. Code.
- Claiming and receiving ForwardHealth reimbursement in sufficient amounts to allow the recovery of the overpayment within a very limited period of time. The period of time is usually no more than 60 days.

Electronic Adjustment Requests

Wisconsin Medicaid will deduct the overpayment when the [electronic adjustment request](#) is processed. Providers should use the [companion guide](#) for the appropriate 837 (837 Health Care Claim) transaction when submitting adjustment requests.

Paper Adjustment Requests

For [paper adjustment requests](#), providers are required to do the following:

- Submit an [Adjustment/Reconsideration Request \(F-13046 \(07/12\)\)](#) form through normal processing channels (not Timely Filing), regardless of the DOS.
- Indicate the reason for the overpayment, such as a duplicate reimbursement or an error in the quantity indicated on the claim.

After the paper adjustment request is processed, Wisconsin Medicaid will deduct the overpayment from future reimbursement amounts.

Topic #533

Cash Refunds

When submitting a personal check to ForwardHealth for an overpayment, providers should include a copy of the RA (Remittance Advice) for the claim to be adjusted and highlight the affected claim on the RA. If a copy of the RA is not available, providers should indicate the ICN (internal control number), the NPI (National Provider Identifier) (if applicable), and the payee ID from the RA for the claim to be adjusted. The check should be sent to the following address:

ForwardHealth
Financial Services Cash Unit
313 Blettner Blvd
Madison WI 53784

Topic #531

ForwardHealth-Initiated Adjustments

ForwardHealth may initiate an adjustment when a retroactive rate increase occurs or when an improper or excess payment has been made. ForwardHealth has the right to pursue overpayments resulting from computer or clerical errors that occurred during claims processing.

If ForwardHealth initiates an adjustment to recover overpayments, ForwardHealth remittance information will include details of the adjustment in the Claims Adjusted Section of the paper RA (Remittance Advice).

Topic #530

Requirements

As stated in [DHS 106.04\(5\)](#), Wis. Admin. Code, the provider is required to refund the overpayment within 30 days of the date of the overpayment if a provider receives overpayment for a claim because of duplicate reimbursement from ForwardHealth or other health insurance sources.

In the case of all other overpayments (e.g., incorrect claims processing, incorrect maximum allowable fee paid), providers are required to return the overpayment within 30 days of the date of discovery.

The return of overpayments may occur through one of the following methods:

- Return of overpayment through the adjustment request process.
- Return of overpayment with a cash refund.
- Return of overpayment with a voided claim.
- ForwardHealth-initiated adjustments.

Note: Nursing home and hospital providers may not return an overpayment with a cash refund. These providers routinely receive retroactive rate adjustments, requiring ForwardHealth to reprocess previously paid claims to reflect a new rate. This is not possible after a cash refund is done.

Topic #8417

Voiding Claims

Providers may void claims on the ForwardHealth Portal to return overpayments. This way of returning overpayments may be a more efficient and timely way for providers as a voided claim is a complete recoupment of the payment for the entire claim. Once a claim is voided, the claim can no longer be adjusted; however, the services indicated on the voided claim may be resubmitted on a new claim.

Responses

Topic #540

An Overview of the Remittance Advice

The RA (Remittance Advice) provides important information about the processing of claims and adjustment requests as well as additional financial transactions such as refunds or recoupment amounts withheld. ForwardHealth provides [electronic RAs](#) to providers on their secure ForwardHealth Portal accounts when at least one claim, adjustment request, or financial transaction is processed. RAs are generated from the appropriate ForwardHealth program when at least one claim, adjustment request, or financial transaction is processed. An RA is generated regardless of how a claim or adjustment is submitted (electronically or on paper). Generally, payment information is released and an RA is generated by ForwardHealth no sooner than the first state business day following the financial cycle.

Providers are required to access their secure [ForwardHealth provider Portal account](#) to obtain their RA.

RAs are accessible to providers in a TXT (text) format via the secure Provider area of the Portal. Providers are also able to download the RA from their secure provider Portal account in a CSV (comma-separated values) format.

Topic #5092

Provider Number on the Remittance Advice

Providers that are exempt from NPI (National Provider Identifier) requirements will see their provider number listed as the "Payee ID" on their RAs.

Topic #4818

Calculating Totals on the Remittance Advice for Adjusted and Paid Claims

The total amounts for all adjusted or paid claims reported on the RA (Remittance Advice) appear at the end of the adjusted claims and paid claims sections. ForwardHealth calculates the total for each section by adding the net amounts for all claims listed in that section. Cutback amounts are subtracted from the allowed amount to reach the total reimbursement for the claims.

Note: Some cutbacks that are reported in detail lines will appear as EOB (Explanation of Benefits) codes and will not display an exact dollar amount.

Topic #534

Claim Number

Each claim or adjustment request received by ForwardHealth is assigned a unique claim number (also known as the ICN (internal control number)). However, denied real-time compound and noncompound claims are not assigned an ICN, but receive an authorization number. Authorization numbers are not reported to the RA (Remittance Advice) or 835 (835 Health Care Claim Payment/Advice).

Interpreting Claim Numbers

The [ICN](#) consists of 13 digits that identify valuable information (e.g., the date the claim was received by ForwardHealth, how the claim was submitted) about the claim or adjustment request.

Interpreting Claim Numbers

Each claim and adjustment received by ForwardHealth is assigned a unique claim number (also known as the internal control number or ICN). This number identifies valuable information about the claim and adjustment request. The following diagram and table provide detailed information about interpreting the claim number.



Type of Number and Description	Applicable Numbers and Description
Region — Two digits indicate the region. The region indicates how ForwardHealth received the claim or adjustment request.	10 — Paper Claims with No Attachments 11 — Paper Claims with Attachments 20 — Electronic Claims with No Attachments 21 — Electronic Claims with Attachments 22 — Internet Claims with No Attachments 23 — Internet Claims with Attachments 25 — Point-of-Service Claims 26 — Point-of-Service Claims with Attachments 40 — Claims Converted from Former Processing System 45 — Adjustments Converted from Former Processing System 50–59 — Adjustments 80 — Claim Resubmissions 90–91 — Claims Requiring Special Handling
Year — Two digits indicate the year ForwardHealth received the claim or adjustment request.	For example, the year 2008 would appear as 08.
Julian date — Three digits indicate the day of the year, by Julian date, that ForwardHealth received the claim or adjustment request.	For example, February 3 would appear as 034.
Batch range — Three digits indicate the batch range assigned to the claim.	The batch range is used internally by ForwardHealth.
Sequence number — Three digits indicate the sequence number assigned within the batch range.	The sequence number is used internally by ForwardHealth.

Topic #535

Claim Status

ForwardHealth generally processes claims and adjustment requests within 30 days of receipt. Providers may check the status of a claim or adjustment request using the [AVR \(Automated Voice Response\)](#) system or the 276/277 (276/277 Health Care Claim Status Request and Response) transaction.

If a claim or adjustment request does not appear in claim status within 45 days of the date of submission, a copy of the original claim or adjustment request should be resubmitted through normal processing channels.

Topic #4746

Cutback Fields on the Remittance Advice for Adjusted and Paid Claims

Cutback fields indicate amounts that reduce the allowed amount of the claim. Examples of cutbacks include other insurance, member copayment, spenddown amounts, deductibles, or patient liability amounts. Amounts indicated in a cutback field are subtracted from the total allowed reimbursement.

Providers should note that cutback amounts indicated in the header of an adjusted or paid claim section apply only to the header. Not all cutback fields that apply to a detail line (such as copayments or spenddowns) will be indicated on the RA (Remittance Advice); the detail line EOB (Explanation of Benefits) codes inform providers that an amount was deducted from the total reimbursement but may not indicate the exact amount.

Note: Providers who receive [835 \(835 Health Care Claim Payment/Advice\)](#) transactions will be able to see all deducted amounts on paid and adjusted claims.

Topic #537

Electronic Remittance Information

Providers are required to access their secure [ForwardHealth provider Portal account](#) to obtain their RAs (Remittance Advices). Electronic RAs on the Portal are not available to the following providers because these providers are not allowed to establish Portal accounts by their Provider Agreements:

- In-state emergency providers.
- Out-of-state providers.
- Out-of-country providers.

RAs are accessible to providers in a TXT (text) format or from a CSV (comma-separated values) file via the secure Provider area of the Portal.

Text File

The TXT format file is generated by financial payer and listed by RA number and RA date on the secure provider Portal account under the "View Remittance Advices" menu. RAs from the last 97 days are available in the TXT format. When a user clicks on an RA, a pop-up window displays asking if the user would like to "Open" or "Save" the file. If "Open" is chosen, the document opens based on the user's application associated with opening text documents. If "Save" is chosen, the "Save As" window will open. The user can then browse to a location on their computer or network to save the document.

Users should be aware that "Word Wrap" must be turned off in the Notepad application. If it is not, it will cause distorted formatting. Also, users may need to resize the Notepad window in order to view all of the data. Providers wanting to print their files must ensure that the "Page Setup" application is set to the "Landscape" setting; otherwise the printed document will not contain all the information.

Comma-Separated Values Downloadable File

A CSV file is a file format accepted by a wide range of computer software programs. Downloadable CSV-formatted RAs allow users the benefits of building a customized RA specific to their use and saving the file to their computer. The CSV file on a provider's Portal appears as linear text separated by commas until it is downloaded into a compatible software program. Once downloaded, the file may be saved to a user's computer and the data manipulated, as desired.

To access the CSV file, providers should select the "View Remittance Advices" menu at the top of the provider's Portal home page.

The CSV files are generated per financial payer and listed by RA number and RA date. A separate CSV file is listed for the last 10 RAs. Providers can select specific sections of the RA by date to download making the information easy to read and organize.

The CSV file may be downloaded into a Microsoft Office Excel spreadsheet or into another compatible software program, such as Microsoft Office Access or OpenOffice 2.2.1. OpenOffice is a free software program obtainable from the Internet. Google Docs and ZDNet also offer free spreadsheet applications. Microsoft Office Excel, a widely used program, is a spreadsheet application for Microsoft Windows and Mac OS X. For maximum file capabilities when downloading the CSV file, the 1995 Office Excel for Windows (Version 7.0) included in Office 95 or a newer version is recommended. Earlier versions of Microsoft Office Excel will work with the CSV file; however, files exceeding 65,000 lines may need to be split into smaller files when downloading using earlier versions. Microsoft Office Access can manage larger data files.

Refer to the CSV User Guide on the [Portal User Guides page](#) of the Portal for instructions about Microsoft Office Excel functions that can be used to manipulate RA data downloaded from the CSV file.

835

Electronic remittance information may be obtained using the [835 \(835 Health Care Claim Payment/Advice\)](#) transaction. It provides useful information regarding the processing of claims and adjustment requests, which includes the status or action taken on a claim, claim detail, adjustment, or adjustment detail for all claims and adjustments processed that week, regardless of whether they are reimbursed or denied. However, a real-time compound or noncompound claim will not appear on remittance information if the claim is denied by ForwardHealth. ForwardHealth releases payment information to the 835 no sooner than on the first state business day following the financial cycle.

Provider Electronic Solutions Software

ForwardHealth offers electronic billing software at no cost to providers. The PES (Provider Electronic Solutions) software allows providers to submit electronic claims and claim reversals, and to download the 835 transaction. To obtain PES software, providers may download it from the [ForwardHealth Portal](#). For assistance installing and using PES software, providers may call the [EDI \(Electronic Data Interchange\) Helpdesk](#).

Topic #4822

Explanation of Benefit Codes in the Claim Header and in the Detail Lines

EOB (Explanation of Benefits) codes are four-digit numeric codes specific to ForwardHealth that correspond to a printed message about the status or action taken on a claim, claim detail, adjustment, or adjustment detail.

The claim processing sections of the RA (Remittance Advice) report EOBs for the claim header information and detail lines, as appropriate. Header information is a summary of the information from the claim, such as the DOS (date of service) that the claim covers or the total amount paid for the claim. Detail lines report information from the claim details, such as specific procedure codes or revenue codes, the amount billed for each code, and the amount paid for a detail line item.

Header EOBs are listed below the claim header information and pertain only to the header information. Detail line EOBs are listed after each detail line and pertain only to the detail line.

TEXT File

EOB codes and descriptions are listed in the RA information in the TXT (text) file.

CSV File

EOB codes are listed in the RA information from the CSV (comma-separated values) file; however, the printed messages corresponding to the codes do not appear in the file. The [EOB Code Listing](#) matching standard EOB codes to explanation text is available on the Portal for reference.

Topic #13437

ForwardHealth-Initiated Claim Adjustments

There are times when ForwardHealth must initiate a claim adjustment to address claim issues that do not require provider action and do not affect reimbursement.

Claims that are subject to this type of ForwardHealth-initiated claim adjustment will have EOB (Explanation of Benefits) code 8234 noted on the RA (Remittance Advice).

The adjusted claim will be assigned a new claim number, known as an ICN (internal control number). The new ICN will begin with "58." If the provider adjusts this claim in the future, the new ICN will be required when resubmitting the claim.

Topic #4820

Identifying the Claims Reported on the Remittance Advice

The RA (Remittance Advice) reports the first 12 characters of the MRN (medical record number) and/or a PCN (patient control number), also referred to as Patient Account Number, submitted on the original claims. The MRN and PCN fields are located beneath the member's name on any section of the RA that reports claims processing information.

Providers are strongly encouraged to enter these numbers on claims. Entering the MRN and/or the PCN on claims may assist providers in identifying the claims reported on the RA.

Note: Claims processing sections for dental and drug claims do not include the MRN or the PCN.

Topic #11537

National Correct Coding Initiative

As part of the federal PPACA (Patient Protection and Affordable Care Act) of 2010, the CMS (Centers for Medicare and Medicaid Services) are required to promote correct coding and control improper coding leading to inappropriate payment of claims under Medicaid. The NCCI (National Correct Coding Initiative) is the CMS response to this requirement. The NCCI includes the creation and implementation of claims processing edits to ensure correct coding on claims submitted for Medicaid reimbursement.

ForwardHealth is required to implement the NCCI in order to monitor all professional claims and outpatient hospital claims submitted with CPT (Current Procedural Terminology) or HCPCS (Healthcare Common Procedure Coding System) procedure codes for Wisconsin Medicaid, BadgerCare Plus, WCDP (Wisconsin Chronic Disease Program), and Family Planning Only Services for compliance with the following NCCI edits:

- MUE (Medically Unlikely Edits), or units-of-service detail edits.
- Procedure-to-procedure detail edits.

The NCCI editing will occur in addition to/along with current procedure code review and editing completed by McKesson ClaimCheck[®] and in ForwardHealth interChange.

Medically Unlikely Detail Edits

MUE, or units-of-service detail edits, define the maximum units of service that a provider would report under most circumstances for a single member on a single DOS (date of service) for each CPT or HCPCS procedure code. If a detail on a claim is denied for MUE, providers will receive an EOB (Explanation of Benefits) code on the RA (Remittance Advice) indicating that the detail was denied due to NCCI.

An example of an MUE would be if procedure code 11100 (i.e., biopsy of skin lesion) was billed with a quantity of two or more. This procedure is medically unlikely to occur more than once; therefore, if it is billed with units greater than one, the detail will be denied.

Procedure-to-Procedure Detail Edits

Procedure-to-procedure detail edits define pairs of CPT or HCPCS codes that should not be reported together on the same DOS for a variety of reasons. This edit applies across details on a single claim or across different claims. For example, an earlier claim that was paid may be denied and recouped if a more complete code is billed for the same DOS on a separate claim. If a detail on a claim is denied for procedure-to-procedure edit, providers will receive an EOB code on the RA indicating that the detail was denied due to NCCI.

An example of a procedure-to-procedure edit would be if procedure codes 11451 (i.e., removal of a sweat gland lesion) and 93000 (i.e., electrocardiogram) were billed on the same claim for the same DOS. Procedure code 11451 describes a more complex service than procedure code 93000, and therefore, the secondary procedure would be denied.

Quarterly Code List Updates

The CMS will issue quarterly revisions to the table of codes subject to NCCI edits that ForwardHealth will adopt and implement. Refer to the [CMS Web site](#) for downloadable code lists.

Claim Details Denied as a Result of National Correct Coding Initiative Edits

Providers should take the following steps if they are uncertain why particular services on a claim were denied:

- Review ForwardHealth remittance information for the EOB message related to the denial.
- Review the claim submitted to ensure all information is accurate and complete.
- Consult current CPT and HCPCS publications to make sure proper coding instructions were followed.
- Consult current ForwardHealth publications, including the Online Handbook, to make sure current policy and billing instructions were followed.
- Call [Provider Services](#) for further information or explanation.

If reimbursement for a claim or a detail on a claim is denied due to an MUE or procedure-to-procedure edit, providers may appeal the denial. Following are instructions for submitting an appeal:

- Complete the [Adjustment/Reconsideration Request \(F-13046 \(07/12\)\)](#) form. In Element 16, select the "Consultant review requested" checkbox and the "Other/comments" checkbox. In the "Other/comments" text box, indicate "Reconsideration of an NCCI denial."
- Attach notes/supporting documentation.
- Submit a claim, Adjustment/Reconsideration Request, and additional notes/supporting documentation to ForwardHealth for processing.

Topic #539

Obtaining the Remittance Advice

Providers are required to access their secure ForwardHealth provider Portal account to obtain RAs (Remittance Advice). The secure Portal allows providers to conduct business and exchange electronic transactions with ForwardHealth. A separate Portal account is required for each financial payer.

Providers who do not have a [ForwardHealth provider Portal account](#) may request one.

RAs are accessible to providers in a TXT (text) format via the secure provider Portal account. The TXT format file is generated per financial payer and listed by RA number and RA date on the secure provider Portal account under "View Remittance Advices" menu at the top of the provider's Portal home page. RAs from the last 97 days are available in the TXT format.

Providers can also access RAs in a CSV (comma-separated values) format from their secure provider Portal account. The CSV files are generated per financial payer and listed by RA number and RA date on the secure provider Portal account under "View Remittance Advices" menu at the top of the provider's Portal home page. A separate CSV file is listed for the last 10 RAs.

Topic #4745

Overview of Claims Processing Information on the Remittance Advice

The claims processing sections of the RA (Remittance Advice) includes information submitted on claims and the status of the claims. The claim status designations are paid, adjusted, or denied. The RA also supplies information about why the claim was adjusted or denied or how the reimbursement was calculated for the payment.

The claims processing information in the RA is grouped by the type of claim and the status of the claim. Providers receive claims processing sections that correspond to the types of claims that have been finalized during the current financial cycle.

The [claims processing sections](#) reflect the types of claims submitted, such as the following:

- Compound drug claims.
- Dental claims.
- Drug claims.
- Inpatient claims.
- Long term care claims.
- Medicare crossover institutional claims.
- Medicare crossover professional claims.
- Outpatient claims.
- Professional claims.

The claims processing sections are divided into the following status designations:

- Adjusted claims.
- Denied claims.
- Paid claims.

Claim Types on the Remittance Advice and Corresponding Provider Types

Claim Types	Provider Types
Dental claims	Dentists, dental hygienists, HealthCheck agencies that provide dental services.
Drug and compound drug claims	Pharmacies and dispensing physicians.
Inpatient claims	Inpatient hospital providers and institutes for mental disease providers.
Long term care claims	Nursing homes.
Medicare crossover institutional claims	Most providers who submit claims on the UB-04.
Medicare crossover professional claims	Most providers who submit claims on the 1500 Health Insurance Claim Form.
Outpatient claims	Outpatient hospital providers and hospice providers.
Professional claims	Ambulance providers, ambulatory surgery centers, anesthesiologist assistants, audiologists, case management providers, certified registered nurse anesthetists, chiropractors, community care organizations, community support programs, crisis intervention providers, day treatment providers, family planning clinics, federally qualified health centers, HealthCheck providers, HealthCheck "Other Services" providers, hearing instrument specialists, home health agencies, independent labs, individual medical supply providers, medical equipment vendors, mental health/substance abuse clinics, nurses in independent practice, nurse practitioners, occupational therapists, opticians, optometrists, personal care agencies, physical therapists, physician assistants, physician clinics, physicians, podiatrists, portable X-ray providers, prenatal care coordination providers, psychologists, rehabilitation agencies, respiratory therapists, rural health clinics, school-based services providers, specialized medical vehicle providers, speech and hearing clinics, speech-language pathologists, therapy groups.

Topic #4418

Reading Non-Claims Processing Sections of the Remittance Advice

Address Page

In the TXT (text) file, the Address page displays the provider name and "Pay to" address of the provider.

Banner Messages

The Banner Messages section of the RA (Remittance Advice) contains important, time-sensitive messages for providers. For

example, banner messages might inform providers of claim adjustments initiated by ForwardHealth, claim submission deadlines, and dates of upcoming training sessions. It is possible for each RA to include different messages; therefore, providers who receive multiple RAs should read all of their banner messages.

Banner messages appear on the TXT file, but not on the CSV (comma-separated values) file. Banner messages are posted in the "View Remittance Advices" menu on the provider's secure Portal account.

Explanation of Benefits Code Descriptions

[EOB \(Explanation of Benefits\) code descriptions](#) are listed in the RA information in the TXT file.

EOB codes are listed in the RA information from the CSV file; however, the printed messages corresponding to the codes do not appear in the file.

Financial Transactions Page

The Financial Transactions section details the provider's weekly financial activity. Financial transactions reported on the RA include payouts, refunds, accounts receivable, and payments for claims.

Payouts are payments made to the provider by ForwardHealth that do not correspond to a specific claim (i.e., nursing home assessment reimbursement).

Refunds are payments made to providers for overpayments.

The Accounts Receivable section displays the accounts receivable for amounts owed by providers. The accounts receivable is set to automatically recover any outstanding balance so that money owed is automatically recouped from the provider. If the full amount cannot be recouped during the current financial cycle, an outstanding balance will appear in the "Balance" column.

In the Accounts Receivable section, the "Amount Recouped In Current Cycle" column, when applicable, shows the recoupment amount for the financial cycle as a separate number from the "Recoupment Amount To Date." The "Recoupment Amount To Date" column shows the total amount recouped for each accounts receivable, *including* the amount recouped in the current cycle. The "Total Recoupment" *line* shows the sum of all recoupments to date in the "Recoupment Amount To Date" column and the sum of all recoupments for the current financial cycle in the "Amount Recouped In Current Cycle" column.

For each claim adjustment listed on the RA, a separate accounts receivable will be established and will be listed in the Financial Transactions section. The accounts receivable will be established for the entire amount of the original paid claim. This reflects the way ForwardHealth adjusts claims — by first recouping the entire amount of the original paid claim.

Each new claim adjustment is assigned an identification number called the "Adjustment ICN (internal control number)." For other financial transactions, the adjustment ICN is determined by the following formula.

Type of Character and Description	Applicable Characters and Description
Transaction — The first character indicates the type of financial transaction that created the accounts receivable.	V — Capitation adjustment
	1 — OBRA Level 1 screening void request
	2 — OBRA Nurse Aide Training/Testing void request
Identifier — 10 additional numbers are assigned to	The identifier is used internally

complete the Adjustment ICN.	by ForwardHealth.
------------------------------	-------------------

Service Code Descriptions

The Service Code Descriptions section lists all the service codes (i.e., procedure codes or revenue codes) reported on the RA with their corresponding descriptions.

Summary

The Summary section reviews the provider's claim activity and financial transactions with the payer (Medicaid, ADAP (Wisconsin AIDS Drug Assistance Program), WCDP (Wisconsin Chronic Disease Program), or WWWP (Wisconsin Well Woman Program)) for the current financial cycle, the month-to-date, and the year-to-date, if applicable.

Under the "Claims Data" heading, providers can review the total number of claims that have been paid, adjusted, or denied along with the total amount reimbursed for all paid and adjusted claims. Only WWWP providers will see amounts reported for "Claims in Process." Other providers will always see zeroes in these fields.

Under the "Earnings Data" heading, providers will see total reimbursement amounts for other financial transactions, such as reimbursement for OBRA (Omnibus Budget Reconciliation Act of 1987) Level 1 screening, reimbursement for OBRA Nurse Aid Training/Testing, and capitation payments.

Note: HMOs should note that capitation payments are only reported in the Summary section of the RA. HMOs receive supplemental reports of their financial transactions from ForwardHealth.

The "Earnings Data" portion also summarizes refunds and voids and reports the net payment for the current financial cycle, the month-to-date, and the year-to-date, if applicable.

Providers should note that the Summary section will include outstanding checks 90 days after issuance and/or payments made to lien holders, if applicable.

Topic #368

Reading the Claim Adjustments Section of the Remittance Advice

Providers receive a Claim Adjustments section in the RA (Remittance Advice) if any of their claims were adjusted during the current financial cycle. A claim may be adjusted because one of the following occurred:

- An adjustment request was submitted by the provider.
- ForwardHealth initiated an adjustment.
- A cash refund was submitted to ForwardHealth.

To adjust a claim, ForwardHealth recoups the *entire amount* of the original paid claim and calculates a new payment amount for the claim adjustment. ForwardHealth does not recoup the *difference* — or pay the *difference* — between the original claim amount and the claim adjustment amount.

In the Claim Adjustments section, the original claim information in the claim header is surrounded by parentheses. Information about the claim adjustment appears directly below the original claim header information. Providers should check the Adjustment EOB (Explanation of Benefits) code(s) for a summary of why the claim was adjusted; other header EOBs will provide additional information.

The Claim Adjustments section only lists detail lines for a claim adjustment if that claim adjustment has detail line EOBs. This section does not list detail lines for the original paid claim.

Note: For adjusted compound and noncompound claims, only the compound drug sections include detail lines.

Below the claim header and the detail information will be located one of three possible responses with a corresponding dollar amount: "Additional Payment," "Overpayment To Be Withheld," or "Refund Amount Applied." The response indicated depends on the difference between the original claim amount and the claim adjustment amount.

If the difference is a positive dollar amount, indicating that ForwardHealth owes additional monies to the provider, then the amount appears in the "Additional Payment" line.

If the difference is a negative dollar amount, indicating that the provider owes ForwardHealth additional monies, then the amount appears in the "Overpayment To Be Withheld" line. ForwardHealth automatically withholds this amount from payments made to the provider during the same financial cycle or during subsequent financial cycles, if necessary. This amount also appears in the Financial Transactions section as an outstanding balance under "Accounts Receivable."

An amount appears for "Refund Amount Applied" if ForwardHealth makes a payment to refund a cash receipt to a provider.

Topic #4824

Reading the Claims Denied Section of the Remittance Advice

Providers receive a [Claims Denied](#) section in the RA (Remittance Advice) if any of their claims were denied during the current financial cycle.

In the denied claims section, providers will see the original claim header information reported along with EOB (Explanation of Benefits) codes for the claim header and the detail lines, as applicable. Providers should refer to the EOB Code Description section of the RA to determine why the claim was denied.

Sample Professional Services Claims Denied Section of the Remittance Advice

Remittance Advice — Professional Service Claims Denied Sample									
REPORT: CRA-HCDN-R		FORWARDHEALTH INTERCHANGE				DATE: MM/DD/CCYY			
RA#: 999999999		<Financial Cycle Description>				PAGE: 9,999			
PAYER: XXXX		PROVIDER REMITTANCE ADVICE							
PROFESSIONAL SERVICE CLAIMS DENIED									
XX						PAYEE ID 9999999999999999			
XX						NPI 99999999999			
XX						CHECK/EFT NUMBER 999999999			
XXXXXXXXXXXXXXXXXXXXXXXXXXXXXXXXXXXX, XX XXXXX-XXXX						PAYMENT DATE MM/DD/CCYY			
--ICN--	PCN	MRN	SERVICE DATES FROM TO	BILLED AMOUNT	OTH INS AMOUNT	SPENDDOWN AMOUNT			
MEMBER NAME: XXXXXXXXXXXXXXXXXXXXXXXXXXXXXXXX		MEMBER NO.: XXXXXXXXXXXXX							
RRYYJJJBSSS	XXXXXXXXXXXX	XXXXXXXXXXXX	MMDDYY MMDDYY	999,999,999.99	9,999,999.99	999,999.99			
HEADER EOB: 9999									
PROC CD	MODIFIERS	ALLW UNITS	SERVICE DATES FROM TO	RENDERING PROVIDER	PA NUMBER BILLED AMT	DETAIL EOB			
XXXXX	XX XX XX XX	9999.99	MMDDYY MMDDYY	XXX XXXXXXXXXXXXXXXX	XXXXXXXXXX	9999 9999 9999 9999 9999 9999 9999 9999 9999 9999			
					9,999,999.99	9999 9999 9999 9999 9999 9999 9999 9999 9999 9999			
XXXXX	XX XX XX XX	9999.99	MMDDYY MMDDYY	XXX XXXXXXXXXXXXXXXX	XXXXXXXXXX	9999 9999 9999 9999 9999 9999 9999 9999 9999 9999			
					9,999,999.99	9999 9999 9999 9999 9999 9999 9999 9999 9999 9999			
XXXXX	XX XX XX XX	9999.99	MMDDYY MMDDYY	XXX XXXXXXXXXXXXXXXX	XXXXXXXXXX	9999 9999 9999 9999 9999 9999 9999 9999 9999 9999			
					9,999,999.99	9999 9999 9999 9999 9999 9999 9999 9999 9999 9999			
XXXXX	XX XX XX XX	9999.99	MMDDYY MMDDYY	XXX XXXXXXXXXXXXXXXX	XXXXXXXXXX	9999 9999 9999 9999 9999 9999 9999 9999 9999 9999			
					9,999,999.99	9999 9999 9999 9999 9999 9999 9999 9999 9999 9999			
TOTAL PROFESSIONAL SERVICE CLAIMS DENIED:					9,999,999,999.99	99,999,999.99	9,999,999.99		
TOTAL NO. DENIED:					999,999				

Topic #4825

Reading the Claims Paid Section of the Remittance Advice

Providers receive a [Claims Paid](#) section in the RA (Remittance Advice) if any of their claims were determined payable during the current financial cycle.

In a paid claims section, providers will see the original claim information reported along with EOB (Explanation of Benefits) codes for both the header and the detail lines, if applicable. Providers should refer to the EOB Code Description section of the RA for more information about how the reimbursement amount was determined.

programs).

- ADAP (Wisconsin AIDS Drug Assistance Program).
- WCDP (Wisconsin Chronic Disease Program).
- WWWP (Wisconsin Well Woman Program).

A separate Portal account is required for each financial payer.

Note: Each of the three payers generate separate RAs for the claims, adjustment requests, or other financial transactions submitted to the payer. A provider who submits claims, adjustment requests, or other financial transactions to more than one of these payers may receive several RAs.

The RA is generated per provider enrollment. Providers who have a single NPI (National Provider Identifier) that is used for multiple enrollments should be aware that an RA will be generated for each enrollment, but the same NPI will be reported on each of the RAs.

For instance, a hospital has obtained a single NPI. The hospital has a clinic, a lab, and a pharmacy that are all enrolled with ForwardHealth. The clinic, the lab, and the pharmacy submit separate claims that indicate the same NPI as the hospital. Separate RAs will be generated for the hospital, the clinic, the lab, and the pharmacy.

Topic #6237

Reporting a Lost Check

To report a lost check to ForwardHealth, providers are required to mail or fax a letter to ForwardHealth Financial Services. Providers are required to include the following information in the letter:

- Provider's name and address, including the ZIP+4 code.
- Provider's identification number.
 - For healthcare providers, include the NPI (National Provider Identifier) and taxonomy code.
 - For non-healthcare providers, include the provider identification number.
- Check number, check date, and check amount. (This should be recorded on the RA (Remittance Advice).)
- A written request to stop payment and reissue the check.
- The signature of an authorized financial representative. (An individual provider is considered his or her own authorized financial representative.)

Fax the letter to ForwardHealth at (608) 221-4567 or mail it to the following address:

ForwardHealth
Financial Services
313 Blettner Blvd
Madison WI 53784

Topic #5018

Searching for and Viewing All Claims on the Portal

All claims, including compound, noncompound, and dental claims, are available for viewing on the ForwardHealth Portal.

To search and view claims on the Portal, providers may do the following:

- Go to the Portal.

- Log in to the secure Provider area of the Portal.
- The most recent claims processed by ForwardHealth will be viewable on the provider's home page or the provider may select "claim search" and enter the applicable information to search for additional claims.
- Select the claim the provider wants to view.

Topic #4829

Sections of the Remittance Advice

The RA (Remittance Advice) information in the TXT (text) file includes the following sections:

- Address page.
- Banner messages.
- Paper check information, if applicable.
- Claims processing information.
- EOB (Explanation of Benefits) code descriptions.
- Financial transactions.
- Service code descriptions.
- Summary.

The RA information in the CSV (comma-separated values) file includes the following sections:

- Payment.
- Payment hold.
- Service codes and descriptions.
- Financial transactions.
- Summary.
- Inpatient claims.
- Outpatient claims.
- Professional claims.
- Medicare crossovers — Professional.
- Medicare crossovers — Institutional.
- Compound drug claims.
- Drug claims.
- Dental claims.
- Long term care claims.
- Financial transactions.
- Summary.

Providers can select specific sections of the RA in the CSV file within each RA date to be downloaded making the information easy to read and to organize.

Remittance Advice Header Information

The first page of each section of the RA (except the address page of the TXT file) displays the same RA header information.

The following fields are on the left-hand side of the header:

- The technical name of the RA section (e.g., CRA-TRAN-R), which is an internal ForwardHealth designation.
- The RA number, which is a unique number assigned to each RA that is generated.
- The name of the payer (Medicaid, ADAP (Wisconsin AIDS Drug Assistance Program), WCDP (Wisconsin Chronic Disease Program), or WWWP (Wisconsin Well Woman Program)).

- The "Pay to" address of the provider. The "Pay to" address is used for mailing purposes.

The following information is in the middle of the header:

- A description of the financial cycle.
- The name of the RA section (e.g., "Financial Transactions" or "Professional Services Claims Paid").

The right-hand side of the header reports the following information:

- The date of the financial cycle and date the RA was generated.
- The page number.
- The "Payee ID" of the provider. A payee ID is defined as the identification number of a unique entity receiving payment for goods and/or services from ForwardHealth. The payee ID is up to 15 characters long and may be based on a pre-existing identification number, such as the Medicaid provider number. The payee ID is an internal ForwardHealth designation. The Medicaid provider number will display in this field for providers who do not have an NPI (National Provider Identifier).
- The NPI of the provider, if applicable. This field will be blank for those providers who do not have an NPI.
- The number of the check issued for the RA, if applicable. The date of payment on the check, if applicable.

Topic #544

Verifying Accuracy of Claims Processing

After obtaining ForwardHealth remittance information, providers should compare it to the claims or adjustment requests to verify that ForwardHealth processed elements of the claims or adjustment requests as submitted. To ensure correct reimbursement, providers should do the following:

- Identify and correct any discrepancy that affected the way a claim processed.
- Correct and resubmit claims that are denied.
- Submit an adjustment request for allowed claims that require a change or correction.

When posting a payment or denial to a member's account, providers should note the date on the ForwardHealth remittance information that indicates that the claim or adjustment has finalized. Providers are required to supply this information if further follow-up actions are necessary.

Responsibilities

Topic #516

Accuracy of Claims

The provider is responsible for the accuracy, truthfulness, and completeness of all claims submitted whether prepared or submitted by the provider or by an outside billing service or clearinghouse.

Providers may submit claims only *after* the service is provided.

A provider may not seek reimbursement from ForwardHealth for a [noncovered service](#) by charging ForwardHealth for a [covered service](#) that was not actually provided to the member and then applying the reimbursement toward the noncovered service. In addition, a provider may not seek reimbursement for two separate covered services to receive additional reimbursement over the maximum allowed amount for the one service that was provided. Such actions are considered fraudulent.

Topic #366

Copayment Amounts

[Copayment amounts](#) collected from members should not be deducted from the charges submitted on claims. Providers should indicate their usual and customary charges for all services provided.

In addition, copayment amounts should not be included when indicating the amount paid by other health insurance sources.

The appropriate copayment amount is automatically deducted from allowed payments. Remittance information reflects the automatic deduction of applicable copayment amounts.

Topic #547

Submission Deadline

ForwardHealth recommends that providers submit claims at least on a monthly basis. Billing on a monthly basis allows the maximum time available for filing and refiling before the mandatory submission deadline.

With few exceptions, state and federal laws require that providers submit correctly completed claims before the submission deadline.

Providers are responsible for resolving claims. Members are not responsible for resolving claims. To resolve claims before the submission deadline, ForwardHealth encourages providers to use all available resources.

Claims

To receive reimbursement, claims and adjustment requests must be received within 365 days of the DOS (date of service). This deadline applies to claims, corrected claims, and adjustments to claims.

Crossover Claims

To receive reimbursement for services that are allowed by Medicare, claims and adjustment requests for coinsurance, copayment, and deductible must be received within 365 days of the DOS or within 90 days of the Medicare processing date, whichever is later. This deadline applies to all claims, corrected claims, and adjustments to claims. Providers should submit these claims through normal processing channels (not timely filing).

Exceptions to the Submission Deadline

State and federal laws provide eight exceptions to the submission deadline. According to federal regulations and [DHS 106.03](#), Wis. Admin. Code, ForwardHealth may consider exceptions to the submission deadline only in the following circumstances:

- Change in a nursing home resident's [level of care](#) or [liability amount](#).
- Decision made by a court order, fair hearing, or the DHS (Department of Health Services).
- Denial due to discrepancy between the member's enrollment information in ForwardHealth interChange and the member's actual enrollment.
- Reconsideration or recoupment.
- Retroactive enrollment for persons on GR (General Relief).
- Medicare denial occurs after ForwardHealth's submission deadline.
- Refund request from an other health insurance source.
- Retroactive member enrollment.

ForwardHealth has no authority to approve any other exceptions to the submission deadline.

Claims or adjustment requests that meet one of the exceptions to the submission deadline may be submitted to [Timely Filing](#).

Topic #517

Usual and Customary Charges

For most services, providers are required to indicate their usual and customary charge when submitting claims. The usual and customary charge is the provider's charge for providing the same service to persons not entitled to the program's benefits. For providers using a sliding fee scale, the usual and customary charge is the median of the individual provider's charge for the service when provided to non-program patients. For providers who have not established usual and customary charges, the charge should be reasonably related to the provider's cost for providing the service.

Providers may not discriminate against BadgerCare Plus or Medicaid members by charging a higher fee for the same service than that charged to a private-pay patient.

For services requiring a member copayment, providers should still indicate their usual and customary charge. The copayment amount collected from the member should not be deducted from the charge submitted. When applicable, ForwardHealth automatically deducts the copayment amount.

For most services, ForwardHealth reimburses the lesser of the provider's usual and customary charge or the maximum allowable fee established.

Submission

Topic #4454

1500 Health Insurance Claim Form Completion Instructions for Specialized Medical Vehicle Services

The following sample 1500 Health Insurance Claim Forms for SMV (specialized medical vehicle) services are available:

- [One Trip Originating in Rural County with Hospital Discharge.](#)
- [Two Trips with Unloaded Mileage and Waiting Time.](#)

Use the following claim form completion instructions, not the claim form's printed descriptions, to avoid denial or inaccurate claim payment. Complete all required elements as appropriate. Be advised that every code used, even if it is entered in a non-required element, is required to be a valid code. Do not include attachments unless instructed to do so.

Members enrolled in BadgerCare Plus or Medicaid receive a ForwardHealth identification card. Always verify a member's enrollment before providing nonemergency services to determine if there are any limitations on covered services and to obtain the correct spelling of the member's name.

When submitting a claim with multiple pages, providers are required to indicate page numbers using the format "Page X of X" in the upper right corner of the claim form.

Submit completed paper claims to the following address:

ForwardHealth
Claims and Adjustments
313 Blettner Blvd
Madison WI 53784

Element 1 — Medicare, Medicaid, TRICARE CHAMPUS, CHAMPVA, Group Health Plan, FECA, Blk Lung, Other
Enter claim sort indicator "X" in the Medicaid check box for the service billed.

Element 1a — Insured's ID Number

Enter the member identification number. Do not enter any other numbers or letters. Use the ForwardHealth card or Wisconsin's EVS (Enrollment Verification System) to obtain the correct member ID.

Element 2 — Patient's Name

Enter the member's last name, first name, and middle initial. Use the EVS to obtain the correct spelling of the member's name. If the name or spelling of the name on the ForwardHealth card and the EVS do not match, use the spelling from the EVS.

Element 3 — Patient's Birth Date, Sex

Enter the member's birth date in MMDDYY format (e.g., February 3, 1955, would be 020355) or in MMDDCCYY format (e.g., February 3, 1955, would be 02031955). Specify whether the member is male or female by placing an "X" in the appropriate box.

Element 4 — Insured's Name

Data are required in this element for OCR (Optical Character Recognition) processing. Any information populated by a provider's

computer software is acceptable data for this element (e.g., "Same"). If computer software does not automatically complete this element, enter information such as the member's last name, first name, and middle initial.

Element 5 — Patient's Address

Enter the complete address of the member's place of residence, if known.

Element 6 — Patient Relationship to Insured (not required)

Element 7 — Insured's Address (not required)

Element 8 — Patient Status (not required)

Element 9 — Other Insured's Name (not required)

Element 9a — Other Insured's Policy or Group Number (not required)

Element 9b — Other Insured's Date of Birth, Sex (not required)

Element 9c — Employer's Name or School Name (not required)

Element 9d — Insurance Plan Name or Program Name (not required)

Element 10a-10c — Is Patient's Condition Related to: (not required)

Element 10d — Reserved for Local Use (not required)

Element 11 — Insured's Policy Group or FECA Number (not required)

Element 11a — Insured's Date of Birth, Sex (not required)

Element 11b — Employer's Name or School Name (not required)

Element 11c — Insurance Plan Name or Program Name (not required)

Element 11d — Is there another Health Benefit Plan? (not required)

Element 12 — Patient's or Authorized Person's Signature (not required)

Element 13 — Insured's or Authorized Person's Signature (not required)

Element 14 — Date of Current Illness, Injury, or Pregnancy (not required)

Element 15 — If Patient Has Had Same or Similar Illness (not required)

Element 16 — Dates Patient Unable to Work in Current Occupation (not required)

Element 17 — Name of Referring Provider or Other Source

Enter the referring/prescribing physician's name. The referring provider is the medical practitioner who signed the [Certification of Need for Specialized Medical Vehicle Transportation \(F-1197 \(06/09\)\)](#) form documenting the member's need for SMV transportation. If Element 17 is completed, either Element 17a or Element 17b must also be completed, depending on the type of provider identification number to be indicated for the referring provider (i.e., Medicaid provider number or NPI (National Provider Identifier)).

This element is required to be completed for all SMV services, except when the transportation is the result of a nursing home or hospital discharge. Element 17 is left blank in this situation.

Element 17a (required, if applicable)

Enter a provider identification qualifier in the first shaded field to the right of Element 17a and the identification number itself in the second shaded field to the right of Element 17a to indicate a referring provider. This element is only required if the identification number of the referring provider is a Medicaid provider number. Providers are required to use G2 in this element.

Element 17b — NPI

Enter the NPI of the referring/prescribing physician.

Element 18 — Hospitalization Dates Related to Current Services (not required)

Element 19 — Reserved for Local Use (not required)

Element 20 — Outside Lab Charges (not required)

Element 21 — Diagnosis or Nature of Illness or Injury

Enter ICD-9-CM (International Classification of Diseases, Ninth Revision, Clinical Modification) diagnosis code V63.0 for all SMV claims. Any claim that has a diagnosis code other than V63.0 will be denied.

Element 22 — Medicaid Resubmission (not required)

Element 23 — Prior Authorization Number (not required)

Element 24

The six service lines in Element 24 have been divided horizontally. Enter service information in the bottom, unshaded area of the six service lines. The horizontal division of each service line is not intended to allow the billing of 12 lines of service.

Element 24A — Date(s) of Service

Enter to and from DOS (dates of service) in MMDDYY or MMDDCCYY format. If the service was provided on only one DOS, enter the date under "From." Leave "To" blank or re-enter the "From" date.

If the service was provided on consecutive days, those dates may be indicated as a range of dates by entering the first date as the "From" DOS and the last date as the "To" DOS in MMDDYY or MMDDCCYY format.

A range of dates may be indicated only if the POS (place of service), the procedure code (and modifiers, if applicable), the charge, the units, and the rendering provider were identical for each DOS within the range.

Element 24B — Place of Service

Enter the appropriate two-digit POS code for each of the member's destinations.

Element 24C — EMG (not required)

Element 24D — Procedures, Services, or Supplies

Enter the single most appropriate five-character procedure code. ForwardHealth denies claims received without an appropriate procedure code.

Modifiers

Enter the appropriate (up to four per procedure code) modifier(s) in the "Modifier" column of Element 24D.

Element 24E — Diagnosis Pointer

Enter the number(s) that corresponds to the appropriate ICD-9-CM diagnosis code(s) listed in Element 21. Up to four diagnosis

pointers per detail may be indicated. Valid diagnosis pointers, digits 1 through 8, should *not* be separated by commas or spaces.

Element 24F — Charges

Enter the total charge for each line item.

Enter the dollar amount right justified in the dollar area of the field. Do not use commas when reporting dollar amounts. Dollar signs should not be entered. Enter "00" in the cents area if the amount is a whole number.

Providers are to bill ForwardHealth their usual and customary charge. The usual and customary charge is the provider's charge for providing the same service to persons not entitled to ForwardHealth benefits.

Element 24G — Days or Units

Enter the number of days or units. Only include a decimal when billing fractions (e.g., 1.50).

Element 24H — EPSDT/Family Plan (not required)

Element 24I — ID Qual (not required)

Element 24J — Rendering Provider ID (not required)

Element 25 — Federal Tax ID Number (not required)

Element 26 — Patient's Account No. (not required)

Optional - Providers may enter up to 14 characters of the patient's internal office account number. This number will appear on the RA (Remittance Advice) and/or the 835 (835 Health Care Claim Payment/Advice) transaction.

Element 27 — Accept Assignment (not required)

Element 28 — Total Charge

Enter the total charges for this claim. If submitting a multiple-page claim, enter the total charge for the claim (i.e., the sum of all details from all pages of the claim) *only on the last page of the claim*.

Enter the dollar amount right justified in the dollar area of the field. Do not use commas when reporting dollar amounts. Dollar signs should not be entered. Enter "00" in the cents area if the amount is a whole number.

Element 29 — Amount Paid (not required)

Element 30 — Balance Due

Enter the balance due as determined by subtracting the amount paid in Element 29 from the amount in Element 28. If submitting a multiple-page claim, enter the balance due for the claim (i.e., the sum of all details from all pages of the claim minus the amount paid by commercial insurance) *only on the last page of the claim*.

Enter the dollar amount right justified in the dollar area of the field. Do not use commas when reporting dollar amounts. Dollar signs should not be entered. Enter "00" in the cents area if the amount is a whole number.

Element 31 — Signature of Physician or Supplier, Including Degrees or Credentials

The provider or authorized representative must sign in Element 31. The month, day, and year the form is signed must also be entered in MMDDYY or MMDDCCYY format.

Note: The signature may be a computer-printed or typed name and date or a signature stamp with the date.

Element 32 — Service Facility Location Information (not required)

Element 32a — NPI (not required)**Element 32b (not required)****Element 33 — Billing Provider Info & Ph #**

Enter the name of the provider submitting the claim and the practice location address. The minimum requirement is the provider's name, street, city, state, and ZIP+4 code. Do not enter a Post Office Box or a ZIP+4 code associated with a PO Box. The practice location address entered must correspond with the NPI listed in Element 33a and match the practice location address on the provider's file maintained by ForwardHealth.

Element 33a — NPI (not required)**Element 33b**

Enter the qualifier "G2" followed by the billing provider's provider number. Do not include a space between the qualifier ("G2") and the provider number.

**Sample 1500 Health Insurance Claim Form for
Specialized Medical Vehicle Services**
One Trip Originating in Rural County with Hospital Discharge

1500

HEALTH INSURANCE CLAIM FORM

APPROVED BY NATIONAL UNIFORM CLAIM COMMITTEE 08/05

<input type="checkbox"/> PICA		<input type="checkbox"/> PICA	
1. MEDICARE <input type="checkbox"/> MEDICAID <input checked="" type="checkbox"/> TRICARE <input type="checkbox"/> CHAMPVA <input type="checkbox"/> GROUP <input type="checkbox"/> FECA <input type="checkbox"/> OTHER <input type="checkbox"/> <small>(Medicare #) (Medicaid #) (Sponsor's SSN) (Member ID#) (SSN or ID) (SSN) (ID)</small>		1a. INSURED'S I.D. NUMBER (For Program in Item 1) 1234567890	
2. PATIENT'S NAME (Last Name, First Name, Middle Initial) MEMBER, IM A		3. PATIENT'S BIRTH DATE <small>MM DD YY</small> SEX <input checked="" type="checkbox"/> M <input type="checkbox"/> F MM DD YY	
5. PATIENT'S ADDRESS (No., Street) 609 WILLOW ST		6. PATIENT RELATIONSHIP TO INSURED Self <input type="checkbox"/> Spouse <input type="checkbox"/> Child <input type="checkbox"/> Other <input type="checkbox"/>	
7. INSURED'S ADDRESS (No., Street) CITY: ANYTOWN STATE: WI		7. INSURED'S ADDRESS (No., Street) CITY: _____ STATE: _____	
8. PATIENT STATUS Single <input type="checkbox"/> Married <input type="checkbox"/> Other <input type="checkbox"/>		8. PATIENT STATUS Single <input type="checkbox"/> Married <input type="checkbox"/> Other <input type="checkbox"/>	
9. OTHER INSURED'S NAME (Last Name, First Name, Middle Initial) a. OTHER INSURED'S POLICY OR GROUP NUMBER b. OTHER INSURED'S DATE OF BIRTH <small>MM DD YY</small> SEX <input type="checkbox"/> M <input type="checkbox"/> F c. EMPLOYER'S NAME OR SCHOOL NAME d. INSURANCE PLAN NAME OR PROGRAM NAME		10. IS PATIENT'S CONDITION RELATED TO: a. EMPLOYMENT? (Current or Previous) <input type="checkbox"/> YES <input type="checkbox"/> NO b. AUTO ACCIDENT? <input type="checkbox"/> YES <input type="checkbox"/> NO PLACE (State) _____ c. OTHER ACCIDENT? <input type="checkbox"/> YES <input type="checkbox"/> NO 10d. RESERVED FOR LOCAL USE	
11. INSURED'S POLICY GROUP OR FECA NUMBER a. INSURED'S DATE OF BIRTH <small>MM DD YY</small> SEX <input type="checkbox"/> M <input type="checkbox"/> F b. EMPLOYER'S NAME OR SCHOOL NAME c. INSURANCE PLAN NAME OR PROGRAM NAME d. IS THERE ANOTHER HEALTH BENEFIT PLAN? <input type="checkbox"/> YES <input type="checkbox"/> NO <i>If yes, return to and complete item 9 a-d.</i>		12. PATIENT'S OR AUTHORIZED PERSON'S SIGNATURE I authorize the release of any medical or other information necessary to process this claim. I also request payment of government benefits either to myself or to the party who accepts assignment below. SIGNED _____ DATE _____	
13. INSURED'S OR AUTHORIZED PERSON'S SIGNATURE I authorize payment of medical benefits to the undersigned physician or supplier for services described below. SIGNED _____		14. DATE OF CURRENT ILLNESS (First symptom) OR INJURY (Accident) OR PREGNANCY (LMP) FROM <small>MM DD YY</small> TO <small>MM DD YY</small>	
15. IF PATIENT HAS HAD SAME OR SIMILAR ILLNESS, GIVE FIRST DATE <small>MM DD YY</small> 17a. _____ 17b. NPI		16. DATES PATIENT UNABLE TO WORK IN CURRENT OCCUPATION FROM <small>MM DD YY</small> TO <small>MM DD YY</small> 18. HOSPITALIZATION DATES RELATED TO CURRENT SERVICES FROM <small>MM DD YY</small> TO <small>MM DD YY</small> 20. OUTSIDE LAB? <input type="checkbox"/> YES <input type="checkbox"/> NO \$ CHARGES _____	
19. RESERVED FOR LOCAL USE 21. DIAGNOSIS OR NATURE OF ILLNESS OR INJURY (Relate Items 1, 2, 3 or 4 to item 24E by Line) 1. V63.0 3. _____ 2. _____ 4. _____		22. MEDICAID RESUBMISSION CODE ORIGINAL REF. NO. 23. PRIOR AUTHORIZATION NUMBER	
24. A. DATE(S) OF SERVICE From <small>MM DD YY</small> To <small>MM DD YY</small> B. PLACE OF SERVICE C. EMG D. PROCEDURES, SERVICES, OR SUPPLIES (Explain Unusual Circumstances) CPT/HCPCS MODIFIER E. DIAGNOSIS POINTER		F. \$ CHARGES G. DAYS OR UNITS H. IF 2011 Family Plan I. ID. QUAL J. RENDERING PROVIDER ID. #	
1 11 21 11 32 A0130 U1 HR 1 XXX XX 1 NPI		2 11 21 11 32 S0209 U1 HR 1 XXX XX 73 NPI	
3		NPI	
4		NPI	
5		NPI	
6		NPI	
25. FEDERAL TAX I.D. NUMBER SSN EIN <input type="checkbox"/> <input type="checkbox"/>		26. PATIENT'S ACCOUNT NO. 1234JED	
27. ACCEPT ASSIGNMENT? (For govt. claims, see back) <input type="checkbox"/> YES <input type="checkbox"/> NO		28. TOTAL CHARGE \$ XXX XX 29. AMOUNT PAID \$ XXX XX 30. BALANCE DUE \$ XXX XX	
31. SIGNATURE OF PHYSICIAN OR SUPPLIER INCLUDING DEGREES OR CREDENTIALS (I certify that the statements on the reverse apply to this bill and are made a part thereof.) <i>J. M. Records</i> 11302011 SIGNED _____ DATE _____		32. SERVICE FACILITY LOCATION INFORMATION a. NPI b. G287654321	
33. BILLING PROVIDER INFO & PH # () I.M. PROVIDER 1 W WILLIAMS ST ANYTOWN WI 55555-1234			

NUCC Instruction Manual available at: www.nucc.org

APPROVED OMB-0938-0999 FORM CMS-1500 (08-05)

 CARRIER
 PATIENT AND INSURED INFORMATION
 PHYSICIAN OR SUPPLIER INFORMATION

Sample 1500 Health Insurance Claim Form for Specialized Medical Vehicle Services Two Trips with Unloaded Mileage and Waiting Time

1500

HEALTH INSURANCE CLAIM FORM

APPROVED BY NATIONAL UNIFORM CLAIM COMMITTEE 08/05

PICA <input type="checkbox"/>										PICA <input type="checkbox"/>																			
1. MEDICARE <input type="checkbox"/> MEDICAID <input checked="" type="checkbox"/> TRICARE <input type="checkbox"/> CHAMPVA <input type="checkbox"/> GROUP HEALTH PLAN <input type="checkbox"/> FECA BLK LUNG <input type="checkbox"/> OTHER <input type="checkbox"/> (Medicare #) (Medicaid #) (Sponsor's SSN) (Member ID#) (SSN or ID) (SSN) (ID)										1a. INSURED'S I.D. NUMBER (For Program in Item 1) 1234567890																			
2. PATIENT'S NAME (Last Name, First Name, Middle Initial) MEMBER, IM A										4. INSURED'S NAME (Last Name, First Name, Middle Initial) SAME																			
5. PATIENT'S ADDRESS (No., Street) 609 WILLOW ST										7. INSURED'S ADDRESS (No., Street)																			
CITY ANYTOWN					STATE WI					CITY					STATE														
ZIP CODE 55555					TELEPHONE (Include Area Code) (444) 444-4444					ZIP CODE					TELEPHONE (Include Area Code)														
9. OTHER INSURED'S NAME (Last Name, First Name, Middle Initial)										10. IS PATIENT'S CONDITION RELATED TO:										11. INSURED'S POLICY GROUP OR FECA NUMBER									
a. OTHER INSURED'S POLICY OR GROUP NUMBER										a. EMPLOYMENT? (Current or Previous) <input type="checkbox"/> YES <input type="checkbox"/> NO										a. INSURED'S DATE OF BIRTH MM DD YY M <input type="checkbox"/> F <input type="checkbox"/> SEX									
b. OTHER INSURED'S DATE OF BIRTH MM DD YY M <input type="checkbox"/> F <input type="checkbox"/> SEX										b. AUTO ACCIDENT? <input type="checkbox"/> YES <input type="checkbox"/> NO PLACE (State)										b. EMPLOYER'S NAME OR SCHOOL NAME									
c. EMPLOYER'S NAME OR SCHOOL NAME										c. OTHER ACCIDENT? <input type="checkbox"/> YES <input type="checkbox"/> NO										c. INSURANCE PLAN NAME OR PROGRAM NAME									
d. INSURANCE PLAN NAME OR PROGRAM NAME										10d. RESERVED FOR LOCAL USE										d. IS THERE ANOTHER HEALTH BENEFIT PLAN? <input type="checkbox"/> YES <input type="checkbox"/> NO If yes, return to and complete item 9 a-d.									
READ BACK OF FORM BEFORE COMPLETING & SIGNING THIS FORM.																													
12. PATIENT'S OR AUTHORIZED PERSON'S SIGNATURE I authorize the release of any medical or other information necessary to process this claim. I also request payment of government benefits either to myself or to the party who accepts assignment below.																													
SIGNED										DATE										SIGNED									
14. DATE OF CURRENT ILLNESS (First symptom) OR INJURY (Accident) OR PREGNANCY (LMP) MM DD YY										15. IF PATIENT HAS HAD SAME OR SIMILAR ILLNESS, GIVE FIRST DATE MM DD YY										16. DATES PATIENT UNABLE TO WORK IN CURRENT OCCUPATION FROM MM DD YY TO MM DD YY									
17. NAME OF REFERRING PROVIDER OR OTHER SOURCE I.M. REFERRING PROVIDER										17a. NPI 0111111110										18. HOSPITALIZATION DATES RELATED TO CURRENT SERVICES FROM MM DD YY TO MM DD YY									
19. RESERVED FOR LOCAL USE										20. OUTSIDE LAB? <input type="checkbox"/> YES <input type="checkbox"/> NO \$ CHARGES										22. MEDICAID RESUBMISSION CODE ORIGINAL REF. NO.									
21. DIAGNOSIS OR NATURE OF ILLNESS OR INJURY (Relate Items 1, 2, 3 or 4 to Item 24E by Line) 1. V63.0										23. PRIOR AUTHORIZATION NUMBER										24. A. DATE(S) OF SERVICE From MM DD YY To MM DD YY B. PLACE OF SERVICE C. EMG D. PROCEDURES, SERVICES, OR SUPPLIES (Explain Unusual Circumstances) CPT/HCPCS MODIFIER E. DIAGNOSIS POINTER F. \$ CHARGES G. DAYS OR UNITS H. F501 Family Plan I. ID. QUAL. J. RENDERING PROVIDER ID. #									
1 11 25 11 11 S0209 U1 TP 1 XXX XX 4.0 NPI										2 11 25 11 11 A0130 U1 1 XXX XX 1.0 NPI										3 11 25 11 11 S0209 U1 1 XXX XX 15.0 NPI									
4 11 25 11 11 A0170 U1 1 XXX XX 2.0 NPI										5 11 25 11 32 S0209 U2 1 XXX XX 20.0 NPI										6									
25. FEDERAL TAX I.D. NUMBER SSN EIN <input type="checkbox"/> <input type="checkbox"/>										26. PATIENT'S ACCOUNT NO. 1234JED										27. ACCEPT ASSIGNMENT? <input type="checkbox"/> YES <input type="checkbox"/> NO									
28. TOTAL CHARGE \$ XXXX XX										29. AMOUNT PAID \$ XXXX XX										30. BALANCE DUE \$ XXXX XX									
31. SIGNATURE OF PHYSICIAN OR SUPPLIER INCLUDING DEGREES OR CREDENTIALS (I certify that the statements on the reverse apply to this bill and are made a part thereof.) <i>J. M. Provider</i> 11302011										32. SERVICE FACILITY LOCATION INFORMATION a. NPI b.										33. BILLING PROVIDER INFO & PH # () I.M. PROVIDER 1 W WILLIAMS ST ANYTOWN WI 55555-1234 a. NPI b. G287654321									

NUCC Instruction Manual available at: www.nucc.org

APPROVED OMB-0938-0999 FORM CMS-1500 (08-05)

Topic #542

Attached Documentation

Providers should not submit additional documentation with a claim *unless* specifically requested.

Topic #15737

Claims for Services Prescribed, Referred, or Ordered

Claims for services that are prescribed, referred, or ordered must include the NPI (National Provider Identifier) of the Medicaid-enrolled provider who prescribed, referred, or ordered the service. Claims that do not include the NPI of a Medicaid-enrolled provider will be denied. (However, providers should *not* include the NPI of a provider who prescribes, refers, or orders services on claims for services that are not prescribed, referred, or ordered, as those claims will also deny if the provider is not Medicaid-enrolled.)

Contacting Prescribing/Referring/Ordering Provider After a Claim Denial

If a claim for services prescribed, referred, or ordered is denied because the prescribing/referring/ordering provider was not Medicaid-enrolled, the rendering provider should contact the prescribing/referring/ordering provider and do the following:

- Communicate that the prescribing/referring/ordering provider is required to be Medicaid-enrolled.
- Inform the prescribing/referring/ordering provider of the limited enrollment available for prescribing/referring/ordering providers.
- Resubmit the claim once the prescribing/referring/ordering provider has enrolled in Wisconsin Medicaid.

Exception for Services Prescribed, Referred, or Ordered Prior to a Member's Medicaid Enrollment

Providers may submit claims for services prescribed, referred, or ordered by a non-Medicaid-enrolled provider if the member was not yet enrolled in Wisconsin Medicaid at the time the prescription, referral, or order was written (and the member has since enrolled in Wisconsin Medicaid). However, once the prescription, referral, or order expires, the prescribing/referring/ordering provider is required to enroll in Wisconsin Medicaid if he or she continues to prescribe, refer, or order services for the member.

The procedures for submitting claims for this exception depend on the type of claim submitted:

- Institutional, professional, and dental claims for this exception must be sent to the following address:

ForwardHealth
P.R.O. Exception Requests
Ste 50
313 Blettner Blvd
Madison WI 53784

A copy of the prescription, referral, or order must be included with the claim.

- Pharmacy and compound claims for this exception do *not* require any special handling. These claims include a prescription date, so they can be processed to bypass the prescriber Medicaid enrollment requirement in situations where the provider prescribed services before the member was Medicaid-enrolled.

Topic #6957

Copy Claims on the ForwardHealth Portal

Providers can copy institutional, professional, and dental paid claims on the ForwardHealth Portal. Providers can open any paid claim, click the "Copy" button, and all of the information on the claim will be copied over to a new claim form. Providers can then make any desired changes to the claim form and click "Submit" to submit as a new claim. After submission, ForwardHealth will issue a response with a new ICN (internal control number) along with the claim status.

Topic #5017

Correct Errors on Claims and Resubmit to ForwardHealth on the Portal

Providers can view [EOB \(Explanation of Benefits\) codes](#) and descriptions for any claim submitted to ForwardHealth on the ForwardHealth Portal. The EOBs help providers determine why a claim did not process successfully, so providers may correct the error online and resubmit the claim. The EOB appears on the bottom of the screen and references the applicable claim header or detail.

Topic #4997

Direct Data Entry of Professional and Institutional Claims on the Portal

Providers can submit the following claims to ForwardHealth via DDE (Direct Data Entry) on the ForwardHealth Portal:

- Professional claims.
- Institutional claims.
- Dental claims.
- Compound drug claims.
- Noncompound drug claims.

DDE is an online application that allows providers to submit claims directly to ForwardHealth.

When submitting claims via DDE, required fields are indicated with an asterisk next to the field. If a required field is left blank, the claim will not be submitted and a message will appear prompting the provider to complete the specific required field(s). Portal help is available for each online application screen. In addition, search functions accompany certain fields so providers do not need to look up the following information in secondary resources.

On professional claim forms, providers may search for and select the following:

- Procedure codes.
- Modifiers.
- Diagnosis codes.
- Place of service codes.

On institutional claim forms, providers may search for and select the following:

- Type of bill.
- Patient status.
- Visit point of origin.
- Visit priority.
- Diagnosis codes.

- Revenue codes.
- Procedure codes.
- Modifiers.

On dental claims, providers may search for and select the following:

- Procedure codes.
- Rendering providers.
- Area of the oral cavity.
- Place of service codes.

On compound and noncompound drug claims, providers may search for and select the following:

- Diagnosis codes.
- NDCs (National Drug Codes).
- Place of service codes.
- Professional service codes.
- Reason for service codes.
- Result of service codes.

Using DDE, providers may submit claims for compound drugs and single-entity drugs. Any provider, including a provider of DME (durable medical equipment) or of DMS (disposable medical supplies) who submits noncompound drug claims, may submit these claims via DDE. All claims, including POS (Point-of-Sale) claims, are viewable via DDE.

Topic #344

Electronic Claim Submission

Providers are encouraged to submit claims electronically. Electronic claim submission does the following:

- Adapts to existing systems.
- Allows flexible submission methods.
- Improves cash flow.
- Offers efficient and timely payments.
- Reduces billing and processing errors.
- Reduces clerical effort.

Topic #1818

Electronic Claim Submission for Specialized Medical Vehicle Services

SMV (specialized medical vehicle) providers are required to receive DHS (Department of Health Services) approval before they may use electronic claims submission. The DHS requires that all SMV providers be audited before receiving this approval. Once an audit is completed, providers receive a letter from the DHS notifying them whether or not they are eligible to begin electronic claims submission. If providers are eligible, the letter will contain instructions on how to proceed setting up electronic claims submission.

Providers are encouraged to submit claims electronically if that option is available to them. Users may submit claims using PES (Provider Electronic Solutions) software. To obtain PES software, providers may download it from the [ForwardHealth Portal](#). For assistance installing and using PES software, providers may call the [EDI \(Electronic Data Interchange\) Helpdesk](#).

Topic #16937

Electronic Claims and Claim Adjustments with Other Commercial Health Insurance Information

Effective for claims and claim adjustments submitted electronically via the Portal or PES software on and after June 16, 2014, other insurance information must be submitted at the detail level on professional, institutional, and dental claims and adjustments if it was processed at the detail level by the primary insurance. Except for a few instances, Wisconsin Medicaid or BadgerCare Plus is the payer of last resort for any covered services; therefore, providers are required to make a reasonable effort to exhaust all existing other health insurance sources before submitting claims to ForwardHealth or to a state-contracted MCO (managed care organization).

Other insurance information that is submitted at the detail level via the Portal or PES software will be processed at the detail level by ForwardHealth.

Under HIPAA (Health Insurance Portability and Accountability Act of 1996), claims and adjustments submitted using an 837 (837 Health Care Claim) transaction must include detail-level information for other insurance if they were processed at the detail level by the primary insurance.

Adjustments to Claims Submitted Prior to June 16, 2014

Providers who submit professional, institutional, or dental claim adjustments electronically on and after June 16, 2014, for claims originally submitted prior to June 16, 2014, are required to submit other insurance information at the detail level on the adjustment if it was processed at the detail level by the primary insurance.

Topic #365

Extraordinary Claims

[Extraordinary claims](#) are claims that have been denied by a BadgerCare Plus HMO (health maintenance organization) or SSI (Supplemental Security Income) HMO and should be submitted to fee-for-service.

Topic #4837

HIPAA-Compliant Data Requirements

Procedure Codes

All fields submitted on paper and electronic claims are edited to ensure HIPAA (Health Insurance Portability and Accountability Act of 1996) compliance before being processed. Compliant code sets include CPT (Current Procedural Terminology) and HCPCS (Healthcare Common Procedure Coding System) procedure codes entered into all fields, including those fields that are "Not Required" or "Optional."

If the information in all fields is not valid and recognized by ForwardHealth, the claim will be denied.

Provider Numbers

For health care providers, NPIs (National Provider Identifiers) are required in all provider number fields on paper claims and 837 (837 Health Care Claim) transactions, including rendering, billing, referring, prescribing, attending, and "Other" provider fields.

Non-healthcare providers, including personal care providers, SMV (specialized medical vehicle) providers, blood banks, and CCOs (community care organizations) should enter valid provider numbers into fields that require a provider number.

Topic #562

Managed Care Organizations

Claims for services that are covered in a member's state-contracted MCO (managed care organization) should be submitted to that MCO.

Topic #10837

Note Field for Most Claims Submitted Electronically

In some instances, ForwardHealth requires providers to include a description of a service identified by an unlisted, or NOC (not otherwise classified), procedure code. Providers submitting claims electronically should include a description of a NOC procedure code in a "Notes" field, if required. The Notes field allows providers to enter up to 80 characters. In some cases, the Notes field allows providers to submit NOC procedure code information on a claim electronically instead of on a paper claim or with a paper attachment to an electronic claim.

The Notes field should only be used for NOC procedure codes that do not require PA (prior authorization).

Claims Submitted Via the ForwardHealth Portal Direct Data Entry or Provider Electronic Solutions

A Notes field is available on the ForwardHealth Portal DDE (Direct Data Entry) and PES (Provider Electronic Solutions) software when providers submit the following types of claims:

- Professional.
- Institutional.
- Dental.

On the Professional form, the Notes field is available on each detail. On the Institutional and Dental forms, the Notes field is only available on the header.

Claims Submitted Via 837 Health Care Claim Transactions

ForwardHealth accepts and utilizes information submitted by providers about NOC procedure codes in certain loops/segments on the 837 (837 Health Care Claim) transactions. Refer to the [companion guides](#) for more information.

Topic #561

Paper Claim Form Preparation and Data Alignment Requirements

Optical Character Recognition

Paper claims submitted to ForwardHealth on the 1500 Health Insurance Claim Form and UB-04 Claim Form are processed using OCR (Optical Character Recognition) software that recognizes printed, alphanumeric text. OCR software increases efficiency by alleviating the need for keying in data from paper claims.

The data alignment requirements do not apply to the [Compound Drug Claim \(F-13073 \(07/12\)\)](#) and the [Noncompound Drug Claim \(F-13072 \(07/12\)\)](#).

Speed and Accuracy of Claims Processing

OCR software processes claim forms by reading text within fields on claim forms. After a paper claim form is received by ForwardHealth, the claim form is scanned so that an image can be displayed electronically. The OCR software reads the electronic image on file and populates the information into the ForwardHealth interChange system. This technology increases accuracy by removing the possibility of errors being made during manual keying.

OCR software speeds paper claim processing, but only if providers prepare their claim forms correctly. In order for OCR software to read the claim form accurately, the quality of copy and the alignment of text within individual fields on the claim form need to be precise. If data are misaligned, the claim could be processed incorrectly. If data cannot be read by the OCR software, the process will stop and the electronic image of the claim form will need to be reviewed and keyed manually. This will cause an increase in processing time.

Handwritten Claims

Submitting handwritten claims should be avoided whenever possible. ForwardHealth accepts handwritten claims; however, it is very difficult for OCR software to read a handwritten claim. If a handwritten claim cannot be read by the OCR software, it will need to be keyed manually from the electronic image of the claim form. Providers should avoid submitting claims with handwritten corrections as this can also cause OCR software processing delays.

Use Original Claim Forms

Only original 1500 Health Insurance Claim Forms and UB-04 Claim Forms should be submitted. Original claim forms are printed in red ink and may be obtained from a federal forms supplier. ForwardHealth does not provide these claim forms. Claims that are submitted as photocopies cannot be read by OCR software and will need to be keyed manually from an electronic image of the claim form. This could result in processing delays.

Use Laser or Ink Jet Printers

It is recommended that claims are printed using laser or ink jet printers rather than printers that use DOT matrix. DOT matrix printers have breaks in the letters and numbers, which may cause the OCR software to misread the claim form. Use of old or worn ink cartridges should also be avoided. If the claim form is read incorrectly by the OCR software, the claim may be denied or reimbursed incorrectly. The process may also be stopped if it is unable to read the claim form, which will cause a delay while it is manually reviewed.

Alignment

Alignment within each field on the claim form needs to be accurate. If text within a field is aligned incorrectly, the OCR software may not recognize that data are present within the field or may not read the data correctly. For example, if a reimbursement amount of \$300.00 is entered into a field on the claim form, but the last "0" is not aligned within the field, the OCR software may read the number as \$30.00, and the claim will be reimbursed incorrectly.

To get the best alignment on the claim form, providers should center information vertically within each field, and align all information on the same horizontal plane. Avoid squeezing two lines of text into one of the six line items on the 1500 Health Insurance Claim Form.

The following sample claim forms demonstrate correct and incorrect alignment:

- [Correct alignment](#) for the 1500 Health Insurance Claim Form.
- [Incorrect alignment](#) for the 1500 Health Insurance Claim Form.
- [Correct alignment](#) for the UB-04 Claim Form.
- [Incorrect alignment](#) for the UB-04 Claim Form.

Clarity

Clarity is very important. If information on the claim form is not clear enough to be read by the OCR software, the process may stop, prompting manual review.

The following guidelines will produce the clearest image and optimize processing time:

- Use 10-point or 12-point Times New Roman or Courier New font.
- Type all claim data in uppercase letters.
- Use only black ink to complete the claim form.
- Avoid using italics, bold, or script.
- Make sure characters do not touch.
- Make sure there are no lines from the printer cartridge anywhere on the claim form.
- Avoid using special characters such as dollar signs, decimals, dashes, asterisks, or backslashes, unless it is specified that these characters should be used.
- Use Xs in check boxes. Avoid using letters such as "Y" for "Yes," "N" for "No," "M" for "Male," or "F" for "Female."
- Do not highlight any information on the claim form. Highlighted information blackens when it is imaged, and the OCR software will be unable to read it.

Note: The above guidelines will also produce the clearest image for claims that need to be keyed manually from an electronic image.

Staples, Correction Liquid, and Correction Tape

The use of staples, correction liquid, correction tape, labels, or stickers on claim forms should be avoided. Staples need to be removed from claim forms before they can be imaged, which can damage the claim and cause a delay in processing time. Correction liquid, correction tape, labels, and stickers can cause data to be read incorrectly or cause the OCR process to stop, prompting manual review. If the form cannot be read by the OCR software, it will need to be keyed manually from an electronic image.

Additional Diagnosis Codes

ForwardHealth will accept up to eight diagnosis codes in Element 21 of the 1500 Health Insurance Claim Form. To correctly add additional diagnosis codes in this element so that it can be read properly by the OCR software, providers should indicate the fifth diagnosis code between the first and third diagnosis code blanks, the sixth diagnosis code between the second and fourth diagnosis code blanks, the seventh diagnosis code to the right of the third diagnosis code blank, and the eighth diagnosis code to the right of the fourth diagnosis code blank. Providers should not number any additional diagnosis codes.

Anchor Fields

Anchor fields are areas on the 1500 Health Insurance Claim Form and the UB-04 Claim Form that the OCR software uses to identify what type of form is being processed. The following fields on the 1500 Health Insurance Claim Form are anchor fields:

- Element 2 (Patient's Name).
- Element 4 (Insured's Name).

- Element 24 (Detail 1).

The following fields on the UB-04 Claim Form are anchor fields:

- Form Locator 4 (Type of Bill).
- Form Locator 5 (Fed. Tax No.).
- Form Locator 9 (Patient Address).
- Form Locator 58A (Insured's Name).

Since ForwardHealth uses these fields to identify the form as a 1500 Health Insurance Claim Form or a UB-04 Claim Form, it is required that these fields are completed for processing.

Sample of a Correctly Aligned 1500 Health Insurance Claim Form

1500

HEALTH INSURANCE CLAIM FORM

APPROVED BY NATIONAL UNIFORM CLAIM COMMITTEE 08/05

<input type="checkbox"/> PICA		<input type="checkbox"/> PICA	
1. MEDICARE <input type="checkbox"/> (Medicare #) <input checked="" type="checkbox"/> MEDICAID <input type="checkbox"/> (Medicaid #) <input type="checkbox"/> TRICARE <input type="checkbox"/> CHAMPVA <input type="checkbox"/> GROUP HEALTH PLAN <input type="checkbox"/> (SSN or ID) <input type="checkbox"/> FECA <input type="checkbox"/> (SSN) <input type="checkbox"/> OTHER <input type="checkbox"/> (ID)		1a. INSURED'S I.D. NUMBER (For Program in Item 1) 1234567890	
2. PATIENT'S NAME (Last Name, First Name, Middle Initial) MEMBER, IM A		3. PATIENT'S BIRTH DATE MM DD YY M <input type="checkbox"/> F <input checked="" type="checkbox"/>	
5. PATIENT'S ADDRESS (No., Street) 609 WILLOW ST		6. PATIENT RELATIONSHIP TO INSURED Self <input type="checkbox"/> Spouse <input type="checkbox"/> Child <input type="checkbox"/> Other <input type="checkbox"/>	
7. INSURED'S ADDRESS (No., Street) CITY ANYTOWN STATE WI		8. PATIENT STATUS Single <input type="checkbox"/> Married <input type="checkbox"/> Other <input type="checkbox"/>	
9. OTHER INSURED'S NAME (Last Name, First Name, Middle Initial) O-I-P		10. IS PATIENT'S CONDITION RELATED TO: a. EMPLOYMENT? (Current or Previous) <input type="checkbox"/> YES <input type="checkbox"/> NO b. AUTO ACCIDENT? <input type="checkbox"/> YES <input type="checkbox"/> NO c. OTHER ACCIDENT? <input type="checkbox"/> YES <input type="checkbox"/> NO	
11. INSURED'S POLICY GROUP OR FECA NUMBER a. INSURED'S DATE OF BIRTH MM DD YY M <input type="checkbox"/> F <input type="checkbox"/> SEX b. EMPLOYER'S NAME OR SCHOOL NAME c. INSURANCE PLAN NAME OR PROGRAM NAME		12. IS THERE ANOTHER HEALTH BENEFIT PLAN? <input type="checkbox"/> YES <input type="checkbox"/> NO <i>If yes, return to and complete item 9 a-d.</i>	
13. INSURED'S OR AUTHORIZED PERSON'S SIGNATURE I authorize payment of medical benefits to the undersigned physician or supplier for services described below. SIGNED _____ DATE _____		14. DATE OF CURRENT ILLNESS (First symptom) OR INJURY (Accident) OR PREGNANCY (LMP) MM DD YY	
15. IF PATIENT HAS HAD SAME OR SIMILAR ILLNESS, GIVE FIRST DATE MM DD YY		16. DATES PATIENT UNABLE TO WORK IN CURRENT OCCUPATION FROM MM DD YY TO MM DD YY	
17. NAME OF REFERRING PROVIDER OR OTHER SOURCE I.M. REFERRING PROVIDER		18. HOSPITALIZATION DATES RELATED TO CURRENT SERVICES FROM MM DD YY TO MM DD YY	
19. RESERVED FOR LOCAL USE		20. OUTSIDE LAB? <input type="checkbox"/> YES <input type="checkbox"/> NO \$ CHARGES	
21. DIAGNOSIS OR NATURE OF ILLNESS OR INJURY (Relate Items 1, 2, 3 or 4 to Item 24E by Line) 1. LXXX, X 3. _____ 2. _____ 4. _____		22. MEDICAID RESUBMISSION CODE ORIGINAL REF. NO. 23. PRIOR AUTHORIZATION NUMBER	
24. A. DATE(S) OF SERVICE From MM DD YY To MM DD YY B. PLACE OF SERVICE EMG C. D. PROCEDURES, SERVICES, OR SUPPLIES (Explain Unusual Circumstances) CPT/HCPCS MODIFIER E. DIAGNOSIS POINTER F. \$ CHARGES G. DATES OR UNITS H. ICD-9 QUAL I. J. RENDERING PROVIDER ID. #		25. FEDERAL TAX I.D. NUMBER SSN EIN 26. PATIENT'S ACCOUNT NO. 27. ACCEPT ASSIGNMENT? (For govt. claims, see back) YES <input type="checkbox"/> NO <input type="checkbox"/> 28. TOTAL CHARGE \$ XXX XX 29. AMOUNT PAID \$ XX XX 30. BALANCE DUE \$ XX XX	
31. SIGNATURE OF PHYSICIAN OR SUPPLIER INCLUDING DEGREES OR CREDENTIALS (I certify that the statements on the reverse apply to this bill and are made a part thereof.) J. M. Provider MMDDCCYY SIGNED _____ DATE _____		32. SERVICE FACILITY LOCATION INFORMATION a. NPI b. 1234JED	
33. BILLING PROVIDER INFO & PH # I.M. PROVIDER 1 W WILLIAMS ST ANYTOWN WI 55555-1234 a. 0222222220 b. ZZ123456789X		34. RESERVED FOR LOCAL USE	

NUCC Instruction Manual available at: www.nucc.org

APPROVED OMB-0938-0999 FORM CMS-1500 (08-05)

CARRIER
PATIENT AND INSURED INFORMATION
PHYSICIAN OR SUPPLIER INFORMATION

Sample of an Incorrectly Aligned 1500 Health Insurance Claim Form

1500

HEALTH INSURANCE CLAIM FORM

APPROVED BY NATIONAL UNIFORM CLAIM COMMITTEE 08/05

PICA ☐ ☐

1. MEDICARE <input type="checkbox"/> MEDICAID <input checked="" type="checkbox"/> TRICARE <input type="checkbox"/> CHAMPVA <input type="checkbox"/> GROUP HEALTH PLAN <input type="checkbox"/> FECA BLX (LUNG) <input type="checkbox"/> OTHER <input type="checkbox"/>		1a. INSURED'S I.D. NUMBER (For Program in Item 1)	
(Medicare #) (Medicaid #) (Sponsor's SSN) (Member ID#) (SSN or ID) (SSN)		1234567890	
2. PATIENT'S NAME (Last Name, First Name, Middle Initial)		4. INSURED'S NAME (Last Name, First Name, Middle Initial)	
MEMBER, IM A		SAME	
5. PATIENT'S ADDRESS (No., Street)		7. INSURED'S ADDRESS (No., Street)	
609 WILLOW ST			
CITY ANYTOWN STATE WI		CITY STATE	
ZIP CODE 55555 TELEPHONE (Include Area Code) () 444 444 4444		ZIP CODE TELEPHONE (Include Area Code) ()	
9. OTHER INSURED'S NAME (Last Name, First Name, Middle Initial)		11. INSURED'S POLICY GROUP OR FECA NUMBER	
O-P			
a. OTHER INSURED'S POLICY OR GROUP NUMBER		a. INSURED'S DATE OF BIRTH MM DD YY SEX M <input type="checkbox"/> F <input type="checkbox"/>	
b. OTHER INSURED'S DATE OF BIRTH MM DD YY SEX M <input type="checkbox"/> F <input type="checkbox"/>		b. EMPLOYER'S NAME OR SCHOOL NAME	
c. EMPLOYER'S NAME OR SCHOOL NAME		c. INSURANCE PLAN NAME OR PROGRAM NAME	
d. INSURANCE PLAN NAME OR PROGRAM NAME		d. IS THERE ANOTHER HEALTH BENEFIT PLAN? <input type="checkbox"/> YES <input type="checkbox"/> NO If yes, return to and complete item 9 a-d.	
12. PATIENT'S OR AUTHORIZED PERSON'S SIGNATURE I authorize the release of any medical or other information necessary to process this claim. I also request payment of government benefits either to myself or to the party who accepts assignment below.			
SIGNED DATE			
14. DATE OF CURRENT ILLNESS (First symptom) OR INJURY (Accident) OR PREGNANCY (LMP)		15. IF PATIENT HAS HAD SAME OR SIMILAR ILLNESS, GIVE FIRST DATE MM DD YY	
17. NAME OF REFERRING PROVIDER OR OTHER SOURCE		18. HOSPITALIZATION DATES RELATED TO CURRENT SERVICES FROM MM DD YY TO MM DD YY	
I.M. REFERRING PROVIDER			
19. RESERVED FOR LOCAL USE		20. OUTSIDE LAB? <input type="checkbox"/> YES <input type="checkbox"/> NO \$ CHARGES	
21. DIAGNOSIS OR NATURE OF ILLNESS OR INJURY (Relate Items 1, 2, 3 or 4 to item 24E by Line)		22. MEDICAID RESUBMISSION CODE ORIGINAL REF. NO.	
1. XXX X			
2. 3. 4. 5. 6.		23. PRIOR AUTHORIZATION NUMBER	
24. A. DATE(S) OF SERVICE From MM DD YY To MM DD YY B. PLACE OF SERVICE EMG C. D. PROCEDURES, SERVICES, OR SUPPLIES (Explain Unusual Circumstances) CPT/HCPCS MODIFIER E. DIAGNOSIS POINTER		F. \$ CHARGES G. DAYS OR UNITS H. ICD-9-CM I. ID. QUAL J. RENDERING PROVIDER ID. #	
1 MM DD YY XX XXXX XX X		XXX XX 1	
2		NPI	
3		NPI	
4		NPI	
5		NPI	
6		NPI	
25. FEDERAL TAX I.D. NUMBER SSN EIN		26. PATIENT'S ACCOUNT NO.	
		1234JED	
31. SIGNATURE OF PHYSICIAN OR SUPPLIER INCLUDING DEGREES OR CREDENTIALS (I certify that the statements on the reverse apply to this bill and are made a part thereof.)		27. ACCEPT ASSIGNMENT? <input type="checkbox"/> YES <input type="checkbox"/> NO	
J. M. Provider			
MMDDCCYY		28. TOTAL CHARGE \$ XXX XX 29. AMOUNT PAID \$ XX XX 30. BALANCE DUE \$ XX XX	
SIGNED		33. BILLING PROVIDER INFO & PH #	
a. NPI b.		I.M. PROVIDER	
		1 W WILLIAMS ST	
		ANYTOWN WI 55555-1234	
		0222222220 ZZ123456789X	

NUCC Instruction Manual available at: www.nucc.org

APPROVED CMB 0808-0999 FORM CMS-1500 (08-05)

Sample of a Correctly Aligned UB-04 Claim Form

1 BILLING PROVIDER 444 E CLAIREMONT ANYTOWN WI 55555-1234 (444) 444-4444										2 PATIENT NAME MEMBER, IM A										3 PATIENT ADDRESS ON FILE										4 TYPE OF BILL XXX									
5 MED REC # 11 7654321										6 STATEMENT COVERS PERIOD FROM MMDDCCYY										7 THROUGH MMDDCCYY																			
8 PATIENT NAME										9 PATIENT ADDRESS										10 ON FILE																			
11 SEX X										12 DATE XX										13 ADM TYPE XX																			
14 DATE										15 SRC										16 DHR																			
17 STAT										18										19																			
20										21										22																			
23										24										25																			
26										27										28																			
29 ACCT STATE										30										31																			
32 OCCURRENCE DATE										33 OCCURRENCE DATE										34 OCCURRENCE DATE																			
35 OCCURRENCE DATE										36 OCCURRENCE DATE										37																			
38										39 VALUE CODES AMOUNT										40 VALUE CODES AMOUNT																			
41 VALUE CODES AMOUNT										42										43																			
44										45										46																			
47										48										49																			
50										51										52																			
53										54										55																			
56										57										58																			
59										60										61																			
62										63										64																			
65										66										67																			
68										69										70																			
71										72										73																			
74										75										76																			
77										78										79																			
80										81										82																			
83										84										85																			
86										87										88																			
89										90										91																			
92										93										94																			
95										96										97																			
98										99										100																			
101										102										103																			
104										105										106																			
107										108										109																			
110										111										112																			
113										114										115																			
116										117										118																			
119										120										121																			
122										123										124																			
125										126										127																			
128										129										130																			
131										132										133																			
134										135										136																			
137										138										139																			
140										141										142																			
143										144										145																			
146										147										148																			
149										150										151																			
152										153										154																			
155										156										157																			
158										159										160																			
161										162										163																			
164										165										166																			
167										168										169																			
170										171										172																			
173										174										175																			
176										177										178																			
179										180										181																			
182										183										184																			
185										186										187																			
188										189										190																			
191										192										193																			
194										195										196																			
197										198										199																			
200										201										202																			
203										204										205																			
206										207										208																			
209										210										211																			
212										213										214																			
215										216										217																			
218										219										220																			
221										222										223																			
224										225										226																			
227										228										229																			
230										231										232																			
233										234										235																			
236										237										238																			
239										240										241																			
242										243										244																			
245										246										247																			
248										249										250																			
251										252										253																			
254										255										256																			
257										258										259																			
260										261										262																			
263										264										265																			
266										267										268																			
269										270										271																			
272										273										274																			
275										276										277																			
278										279										280																			
281										282										283																			
284										285										286																			
287										288										289																			
290										291										292																			
293										294										295																			
296										297										298																			
299										300										301																			
302										303										304																			
305										306										307																			
308										309										310																			
311										312										313																			
314										315										316																			
317										318										319																			
320										321										322																			
323										324										325																			
326										327										328																			
329										330										331																			
332										333										334																			
335										336										337																			
338										339										340																			
341										342										343																			
344										345										346																			
347										348										349																			
350										351										352																			
353										354										355																			
356										357										358																			
359										360										361																			
362										363										364																			
365										366										367																			
368										369										370																			
371										372										373																			
374										375										376																			
377										378										379																			
380										381										382																			
383										384										385																			
386										387										388																			
389										390										391																			
392										393										394																			
395										396										397																			
398										399										400																			
401										402										403																			
404										405										406																			
407										408										409																			
410										411										412																			
413										414										415																			
416										417										418																			
419										420										421																			
422										423										424																			
425										426										427																			
428										429										430																			
431										432										433																			
434										435										436																			
437										438										439																			
440										441										442																			
443										444										445																			
446										447										448																			
449										450										451																			
452										453										454																			
455										456										457																			
458										459										460																			
461										462										463																			
464										465										466																			
467										468										469																			
470										471										472																			
473										474										475																			
476										477										478																			
479										480										481																			
482										483										484																			
485										486										487																			
488										489										490																			
491										492										493																			
494										495										496																			
497										498										499																			
500										501										502																			
503										504										505																			
506										507										508																			
509										510										511																			
512										513										514																			
515										516										517																			
518										519										520																			
521										522										523																			
524										525										526																			
527										528										529																			
530										531										532																			
533										534										535																			
536										537										538																			
539										540										541																			
542										543										544																			
545										546										547																			
548										549										550																			
551										552										553																			
554										555										556																			
557										558										559																			
560										561										562																			
563										564										565																			
566										567										568																			
569										570										571																			
572										573										574																			
575										576										577																			
578										579										580																			
581										582										583																			
584										585										586																			
587										588										589																			
590										591										592																			
593										594										595																			
596										597										598																			
599										600										601																			
602										603										604																			
605										606										607																			
608										609										610																			
611										612										613																			
614										615										616																			
617										618										619																			
620										621										622																			
623										624										625																			
626										627										628																			
629										630										631																			
632										633										634																			
635										636										637																			
638										639										640																			
641										642										643																			
644										645										646																			
647										648										649																			
650										651										652																			
653										654										655																			
656										657										658																			
659										660										661																			
662										663										664																			
665										666										667																			
668										669										670																			
671										672										673																			
674										675										676																			
677										678										679																			
680										681										682																			
683										684										685																			
686										687										688																			
689										690										691																			
692										693										694																			
695										696										697																			
698										699										700																			
701										702										703																			
704										705										706																			
707										708										709																			
710										711										712																			
713										714										715																			
716										717										718																			
719										720										721																			
722										723										724																			
725										726										727																			
728										729										730																			
731										732										733																			
734										735										736																			
737										738										739																			
740										741										742																			
743										744										745																			
746										747										748																			
749										750										751																			
752										753										754																			
755										756										757																			
758										759										760																			
761										762										763																			
764										765										766																			
767										768										769																			
770										771										772																			
773										774										775																			
776										777										778																			
779										780										781																			
782										783										784																			
785										786										787																			
788										789										790																			
791										792										793																			
794										795										796																			

Sample of an Incorrectly Aligned UB-04 Claim Form

IM BILLING PROVIDER										2		3a PAT CNTRL #		b. MED REC #		c. TYPE OF BILL							
444 E CLAIREMONT												11-7854321				XXX							
ANYTOWN WI 55555-1234												5 FEB TAX NO.		6 STATEMENT COVERS PERIOD FROM		7							
(444) 444-4444												01-2345678		MMDDCCYY MMDDCCYY									
9 PATIENT NAME										a		9 PATIENT ADDRESS										a ON FILE	
10 BIRTHDATE										b		11 SEX										c	
12 DATE										13 ADMISSION		14 TYPE		15 SRC		16 DNR		17 STAT					
18										19		20		21		22							
31 OCCURRENCE DATE										32 CODE		33 OCCURRENCE DATE		34 CODE		35 OCCURRENCE DATE		36 CODE					
37										38		39		40		41							
42 REV CD										43 DESCRIPTION		44 HCPCS / RATE / HPPS CODE		45 SERV DATE		46 SERV UNITS		47 TOTAL CHARGES					
XXXX												XXXXXX		MMDDYY		1.0		XX XX					
XXXX												XXXXXX		MMDDYY		1.0		XX XX					
XXXX												XXXXXX		MMDDYY		1.0		XX XX					
PAGE 1 OF 1										CREATION DATE		TOTALS		XXX XX		0111111110							
50 PAYER NAME										51 HEALTH PLAN ID		52 REL RPD		53 ASU BEN		54 FIBOR PAYMENTS		55 EST. AMOUNT DUE					
T19 MEDICAID																56 NP1							
58 INSURED'S NAME										59 P REL		60 INSURED'S UNIQUE ID		61 GROUP NAME		62 INSURANCE GROUP NO.							
SAME												1234567890				57 OTHER PRV ID							
63 TREATMENT AUTHORIZATION CODES										64 DOCUMENT CONTROL NUMBER		65 EMPLOYER NAME											
XXXX																							
69 ADMIT DX										70 PATIENT REASON DX		71 PPS CODE		72 ECI		73							
74 PRINCIPAL PROCEDURE CODE										75 OTHER PROCEDURE CODE		76 ATTENDING NP		77 OPERATING NP		78 OTHER NP							
79 OTHER PROCEDURE CODE										80 OTHER PROCEDURE CODE		81		82		83							
80 REMARKS										81		82		83		84							
B3 123456789X																							
85										86		87		88		89							
90										91		92		93		94							

Topic #1817

Paper Claim Submission

Paper claims for SMV (specialized medical vehicle) services must be submitted using the 1500 Health Insurance Claim Form (dated 08/05). Claims for SMV services submitted on any other claim form are denied.

Providers should use the appropriate claim form instructions for SMV services when submitting these claims.

Obtaining the Claim Forms

ForwardHealth does not provide the 1500 Health Insurance Claim Form. The form may be obtained from any federal forms supplier.

Topic #4817

Submitting Paper Attachments with Electronic Claims

Providers may submit paper attachments to accompany electronic claims and electronic claim adjustments. Providers should refer to their [companion guides](#) for directions on indicating that a paper attachment will be submitted by mail.

Paper attachments that go with electronic claim transactions must be submitted with the [Claim Form Attachment Cover Page \(F-13470 \(10/08\)\)](#). Providers are required to indicate an ACN (attachment control number) for paper attachment(s) submitted with electronic claims. (The ACN is an alphanumeric entry between 2 and 80 digits assigned by the provider to identify the attachment.) The ACN must be indicated on the cover page so that ForwardHealth can match the paper attachment(s) to the correct electronic claim.

ForwardHealth will hold an electronic claim transaction or a paper attachment(s) for up to 30 calendar days to find a match. If a match cannot be made within 30 days, the claim will be processed without the attachment and will be denied if an attachment is required. When such a claim is denied, both the paper attachment(s) and the electronic claim will need to be resubmitted.

Providers are required to send paper attachments relating to electronic claim transactions to the following address:

ForwardHealth
Claims and Adjustments
313 Blettner Blvd
Madison WI 53784

This does not apply to compound and noncompound claims.

Topic #11677

Uploading Claim Attachments Via the Portal

Providers are able to upload attachments for most claims via the secure Provider area of the ForwardHealth Portal. This allows providers to submit all components for claims electronically.

Providers are able to upload attachments via the Portal when a claim is suspended and an attachment was indicated but not yet received. Providers are able to upload attachments for any suspended claim that was submitted electronically. Providers should note that all attachments for a suspended claim must be submitted within the same business day.

Claim Types

Providers will be able to upload attachments to claims via the Portal for the following claim types:

- Professional.
- Institutional.
- Dental.

The submission policy for compound and noncompound drug claims does not allow attachments.

Document Formats

Providers are able to upload documents in the following formats:

- JPEG (Joint Photographic Experts Group) (.jpg or .jpeg).
- PDF (Portable Document Format) (.pdf).
- Rich Text Format (.rtf).
- Text File (.txt).

JPEG files must be stored with a ".jpg" or ".jpeg" extension; text files must be stored with a ".txt" extension; rich text format files must be stored with a ".rtf" extension; and PDF files must be stored with a ".pdf" extension.

Microsoft Word files (.doc) cannot be uploaded but can be saved and uploaded in Rich Text Format or Text File formats.

Uploading Claim Attachments

Claims Submitted by Direct Data Entry

When a provider submits a DDE (Direct Data Entry) claim and indicates an attachment will also be included, a feature button will appear and link to the DDE claim screen where attachments can be uploaded.

Providers are still required to indicate on the DDE claim that the claim will include an attachment via the "Attachments" panel.

Claims will suspend for 30 days before denying for not receiving the attachment.

Claims Submitted by Provider Electronic Software and 837 Health Care Claim Transactions

Providers submitting claims via 837 (837 Health Care Claim) transactions are required to indicate attachments via the PWK segment. Providers submitting claims via PES (Provider Electronic Solutions) software will be required to indicate attachments via the attachment control field. Once the claim has been submitted, providers will be able to search for the claim on the Portal and upload the attachment via the Portal. Refer to the Implementation Guides for how to use the PWK segment in 837 transactions and the [PES Manual](#) for how to use the attachment control field.

Claims will suspend with 30 days before denying for not receiving the attachment.

Topic #3385

Vehicle Without Wheelchair Ramp or Lift

When billing for services provided in an HSV (human service vehicle) that is not equipped with a wheelchair ramp or lift, providers are required to use the following procedure codes:

- A0120 (Non-emergency transportation: mini-bus, mountain area transports, or other transportation systems).
- S0215 (Non-emergency transportation: mileage, per mile).

Timely Filing Appeals Requests

Topic #549

Requirements

When a claim or adjustment request meets one of the [exceptions](#) to the submission deadline, the provider is required to submit a [Timely Filing Appeals Request \(F-13047 \(07/12\)\)](#) form with a paper claim or an [Adjustment/Reconsideration Request \(F-13046 \(07/12\)\)](#) form to override the submission deadline.

DOS (dates of service) that are beyond the submission deadline should be submitted separately from DOS that are within the deadline. Claims or adjustment requests received that contain both current and late DOS are processed through normal channels without review by Timely Filing and late DOS will be denied.

Topic #551

Resubmission

Decisions on [Timely Filing Appeals Requests \(F-13047 \(07/12\)\)](#) cannot be appealed. Providers may resubmit the claim to Timely Filing if both of the following occur:

- The provider submits additional documentation as requested.
- ForwardHealth receives the documentation before the specified deadline for the exception to the submission deadline.

Topic #744

Submission

To receive consideration for an exception to the submission deadline, providers are required to submit the following:

- A properly completed [Timely Filing Appeals Request \(F-13047 \(07/12\)\)](#) form for each claim and each adjustment to allow for electronic documentation of individual claims and adjustments submitted to ForwardHealth.
- A legible claim or adjustment request.
- All required documentation as specified for the exception to the submission deadline.

To receive consideration, a Timely Filing Appeals Request must be received before the deadline specified for the exception to the submission deadline.

When completing the claim or adjustment request, providers are required to indicate the procedure code, diagnosis code, POS (place of service) code, etc., as effective for the DOS (date of service). However, providers should use the current claim form and instructions or adjustment request form and instructions. Reimbursement for Timely Filing Appeals Requests is contingent upon the claim or adjustment request meeting program requirements for the DOS.

The following table lists the filing deadlines and documentation requirements as they correspond to each of the eight allowable exceptions.

Change in Nursing Home Resident's Level of Care or Liability Amount

Description of the Exception	Documentation Requirements	Submission Address
This exception occurs when a nursing home claim is initially received within the submission deadline and reimbursed incorrectly due to a change in the member's authorized level of care or liability amount.	To receive consideration, the request must be submitted within 455 days from the DOS and the correct liability amount or level of care must be indicated on the Adjustment/Reconsideration Request (F-13046 (07/12)) form. The most recent claim number (also known as the ICN (internal control number)) must be indicated on the Adjustment/Reconsideration Request form. This number may be the result of a ForwardHealth-initiated adjustment.	ForwardHealth Timely Filing Ste 50 313 Blettner Blvd Madison WI 53784

Decision Made by a Court, Fair Hearing, or the Department of Health Services

Description of the Exception	Documentation Requirements	Submission Address
This exception occurs when a decision is made by a court, fair hearing, or the DHS (Department of Health Services).	To receive consideration, the request must be submitted within 90 days from the date of the decision of the hearing. A complete copy of the notice received from the court, fair hearing, or DHS must be submitted with the request.	ForwardHealth Timely Filing Ste 50 313 Blettner Blvd Madison WI 53784

Denial Due to Discrepancy Between the Member's Enrollment Information in ForwardHealth interChange and the Member's Actual Enrollment

Description of the Exception	Documentation Requirements	Submission Address
This exception occurs when a claim is initially received by the deadline but is denied due to a discrepancy between the member's enrollment information in ForwardHealth interChange and the member's actual enrollment.	To receive consideration, the following documentation must be submitted within 455 days from the DOS: <ul style="list-style-type: none"> A copy of remittance information showing the claim was submitted in a timely manner and denied with a qualifying enrollment-related explanation. A photocopy of one of the following indicating enrollment on the DOS: <ul style="list-style-type: none"> White paper BadgerCare Plus EE (Express Enrollment) for pregnant women or children identification card. White paper TE (Temporary Enrollment) for Family Planning Only Services identification card. The response received through Wisconsin's EVS (Enrollment Verification System) from a commercial eligibility vendor. The transaction log number received through WiCall. 	ForwardHealth Good Faith/Timely Filing Ste 50 313 Blettner Blvd Madison WI 53784

ForwardHealth Reconsideration or Recoupment		
Description of the Exception	Documentation Requirements	Submission Address
This exception occurs when ForwardHealth reconsiders a previously processed claim. ForwardHealth will initiate an adjustment on a previously paid claim.	If a subsequent provider submission is required, the request must be submitted within 90 days from the date of the RA (Remittance Advice) message. A copy of the RA message that shows the ForwardHealth-initiated adjustment must be submitted with the request.	ForwardHealth Timely Filing Ste 50 313 Blettner Blvd Madison WI 53784

Retroactive Enrollment for Persons on General Relief		
Description of the Exception	Documentation Requirements	Submission Address
This exception occurs when the local county or tribal agency requests a return of a GR (general relief) payment from the provider because a member has become retroactively enrolled for Wisconsin Medicaid or BadgerCare Plus.	To receive consideration, the request must be submitted within 180 days from the date the backdated enrollment was added to the member's enrollment information. The request must be submitted with one of the following: <ul style="list-style-type: none"> "GR retroactive enrollment" indicated on the claim. A copy of the letter received from the local county or tribal agency. 	ForwardHealth GR Retro Eligibility Ste 50 313 Blettner Blvd Madison WI 53784

Medicare Denial Occurs After the Submission Deadline		
Description of the Exception	Documentation Requirements	Submission Address
This exception occurs when claims submitted to Medicare (within 365 days of the DOS) are denied by Medicare after the 365-day submission deadline. A waiver of the submission deadline will not be granted when Medicare denies a claim for one of the following reasons: <ul style="list-style-type: none"> The charges were previously submitted to Medicare. The member name and identification number do not match. The services were previously denied by Medicare. The provider retroactively applied for Medicare enrollment and did not become enrolled. 	To receive consideration, the following must be submitted within 90 days of the Medicare processing date: <ul style="list-style-type: none"> A copy of the Medicare remittance information. The appropriate Medicare disclaimer code must be indicated on the claim. 	ForwardHealth Timely Filing Ste 50 313 Blettner Blvd Madison WI 53784

Refund Request from an Other Health Insurance Source		
Description of the Exception	Documentation Requirements	Submission Address
This exception occurs when an other health insurance source reviews a previously paid claim and determines that reimbursement was inappropriate.	To receive consideration, the following documentation must be submitted within 90 days from the date of recoupment notification:	ForwardHealth Timely Filing Ste 50

	<ul style="list-style-type: none"> • A copy of the commercial health insurance remittance information. • A copy of the remittance information showing recoupment for crossover claims when Medicare is recouping payment. 	313 Blettner Blvd Madison WI 53784
--	---	---

Retroactive Member Enrollment		
Description of the Exception	Documentation Requirements	Submission Address
This exception occurs when a claim cannot be submitted within the submission deadline due to a delay in the determination of a member's retroactive enrollment.	To receive consideration, the request must be submitted within 180 days from the date the backdated enrollment was added to the member's enrollment information. In addition, "retroactive enrollment" must be indicated on the claim.	ForwardHealth Timely Filing Ste 50 313 Blettner Blvd Madison WI 53784

Coordination of Benefits

2

Archive Date:10/01/2014

Coordination of Benefits:Commercial Health Insurance

Topic #601

Definition of Commercial Health Insurance

Commercial health insurance is defined as any type of health benefit not obtained from Medicare or Wisconsin Medicaid and BadgerCare Plus. The insurance may be employer-sponsored or privately purchased. Commercial health insurance may be provided on a fee-for-service basis or through a managed care plan.

Topic #603

Services Not Requiring Commercial Health Insurance Billing

Providers are not required to bill commercial health insurance sources before submitting claims for the following:

- Case management services.
- CCS (Comprehensive Community Services).
- Crisis Intervention services.
- CRS (Community Recovery Services).
- CSP (Community Support Program) services.
- Family planning services.
- PNCC (prenatal care coordination) services.
- Preventive pediatric services.
- SMV (specialized medical vehicle) services.

Medicare

Topic #672

Definition of Medicare

Medicare is a health insurance program for people 65 years of age or older, for certain people with disabilities under age 65, and for people with ESRD (end-stage renal disease). Medicare is a federal government program created under Title XVIII of the Social Security Act.

Medicare coverage is divided into four parts:

- Part A (i.e., Hospital Insurance). Part A helps to pay for medically necessary services, including inpatient hospital services, services provided in critical access hospitals (i.e., small facilities that give limited inpatient services and outpatient services to beneficiaries who reside in rural areas), services provided in skilled nursing facilities, hospice services, and some home health services.
- Part B (i.e., Supplemental Medical Insurance). Part B helps to pay for medically necessary services, including physician services, outpatient hospital services, and some other services that Part A does not cover (such as PT (physical therapy) services, OT (occupational therapy) services, and some home health services).
- Part C (i.e., Medicare Advantage).
- Part D (i.e., drug benefit).

Reimbursement for Services Provided for Accident Victims

Topic #657

Billing Options

Providers may choose to seek payment from either of the following:

- Civil liabilities (e.g., injuries from an automobile accident).
- Worker's compensation.

However, as stated in [DHS 106.03\(8\)](#), Wis. Admin. Code, BadgerCare Plus and Wisconsin Medicaid will not reimburse providers if they receive payment from either of these sources.

The provider may choose a different option for each DOS (date of service). For example, the decision to submit one claim to ForwardHealth does not mean that all claims pertaining to the member's accident must be submitted to ForwardHealth.

Topic #829

Points of Consideration

Providers should consider the time and costs involved when choosing whether to submit a claim to ForwardHealth or seek payment from a settlement.

Time

Providers are not required to seek payment from worker's compensation or civil liabilities, rather than seeking reimbursement from BadgerCare Plus or Wisconsin Medicaid, because of the time involved to settle these cases. While some worker's compensation cases and certain civil liability cases may be settled quickly, others may take several years before settlement is reached.

Costs

Providers may receive more than the allowed amount from the settlement; however, in some cases the settlement may not be enough to cover all costs involved.

Topic #826

Seeking Payment from Settlement

After choosing to seek payment from a settlement, the provider may *instead* submit the claim to ForwardHealth as long as it is submitted before the claims submission deadline. For example, the provider may instead choose to submit the claim to ForwardHealth because no reimbursement was received from the liability settlement or because a settlement has not yet been reached.

Topic #827

Submitting Claims to ForwardHealth

If the provider chooses to submit a claim to ForwardHealth, he or she may not seek further payment for that claim in any liability settlement that may follow. Once a claim is submitted to ForwardHealth, the provider may not decide to seek reimbursement for that claim in a liability settlement. Refunding payment and then seeking payment from a settlement may constitute a felony. If a settlement occurs, ForwardHealth retains the sole right to recover medical costs.

Providers are required to indicate when services are provided to an accident victim on claims submitted to ForwardHealth. If the member has other health insurance coverage, the provider is required to exhaust the other health insurance sources before submitting the claim to ForwardHealth.

Covered and Noncovered Services

3

Archive Date:10/01/2014

Covered and Noncovered Services:Codes

Topic #830

Diagnosis Codes

All diagnosis codes indicated on claims (and PA (prior authorization) requests when applicable) must be the most specific ICD-9-CM (International Classification of Diseases, Ninth Revision, Clinical Modification) diagnosis code. Providers are responsible for keeping current with diagnosis code changes. Etiology and manifestation codes may not be used as a primary diagnosis.

The required use of valid diagnosis codes includes the use of the most specific diagnosis code. Valid, most specific diagnosis codes may have up to five digits. Claims submitted with three- or four-digit codes where four- and five-digit codes are available may be denied.

Topic #1816

SMV (specialized medical vehicle) providers are required to submit all claims using the national ICD-9-CM (International Classification of Disease, Ninth Revision, Clinical Modification) code V63.0.

Topic #1815

Modifiers

Designated HCPCS (Healthcare Common Procedure Coding System) modifiers are required on all claims and adjustments. Modifiers are not required on PA (prior authorization) requests.

Trip Number

All SMV (specialized medical vehicle) procedure codes require the use of a trip number modifier. Trip number modifiers U1, U2, U3, U4, U5, and U6 are used to identify procedure codes related to the same trip for the same member by the same provider on the same DOS (date of service).

Unloaded Mileage

Modifier TP (medical transport, unloaded vehicle) must be used with procedure code S0209 to indicate unloaded mileage when submitting claims.

Multiple Carry Trips

Modifier TK (extra patient or passenger, non-ambulance) is required on claims to indicate multiple carry trips when two or more members are transported on the same trip. Only the most direct route (i.e., the shortest distance) between the member pick-up points and the destination are covered.

When providers transport more than one member at the same time, Wisconsin Medicaid will reimburse for only one member at the standard base rate and mileage. Wisconsin Medicaid will reimburse for any additional members at the multiple carry base rate and mileage. Providers should use the TK modifier only when submitting claims for the additional member(s); the TK modifier should not be used for the member who is billed at the standard rate.

If transportation is provided to multiple members and multiple destinations using direct routes, the provider may choose the member with the greatest total mileage to bill at the standard rates.

Nursing Home Discharge Trips

Claims submitted for transportation provided to a member following a nursing home discharge require the use of modifier NR (nursing home discharge). Claims do not require a referring physician's provider number or a PA number, regardless of the mileage.

Hospital Discharge Trips

Claims submitted for transportation provided to a member following a hospital discharge require the use of modifier HR (hospital discharge). Claims do not require a referring physician's provider number or a PA number, regardless of the mileage.

Refer to the following tables for modifier descriptions.

Trip Modifiers	
National Modifier	ForwardHealth Modifier Description for Specialized Medical Vehicle Services
U1	First or only trip
U2	Second trip
U3	Third trip
U4	Fourth trip
U5	Fifth trip
U6	Sixth trip

Additional Modifiers for Specialized Medical Vehicle Services	
Modifier	National Modifier Description
TK	Extra patient or passenger, non-ambulance
TP	Medical transport, unloaded vehicle
HR	Hospital discharge
NR	Nursing home discharge

Topic #1814

Place of Service Codes

POS (place of service) codes describe the SMV (specialized medical vehicle) destination. All transportation PA (prior authorization) requests, claims, and adjustments are required to indicate the appropriate POS code from the following chart.

POS Code	Description
03	School
04	Homeless Shelter
05	Indian Health Service Free-Standing Facility
06	Indian Health Service Provider-Based Facility

07	Tribal 638 Free-Standing Facility
08	Tribal 638 Provider-Based Facility
11	Office
12	Home
21	Inpatient Hospital
22	Outpatient Hospital
23	Emergency Room — Hospital
24	Ambulatory Surgical Center
31	Skilled Nursing Facility
32	Nursing Facility
50	Federally Qualified Health Center
51	Inpatient Psychiatric Facility
54	Facilities for Developmental Disabilities
71	Public Health Clinic
72	Rural Health Clinic
99	Other Place of Service

Topic #1813

Procedure Code and Modifier Chart

The following chart lists the procedure codes and accompanying modifiers that SMV (specialized medical vehicle) providers should use. Refer to the [maximum allowable fee schedule](#) for the maximum allowable fees for these procedure codes.

HCPCS (Healthcare Common Procedure Coding System) Procedure Code	Description	Valid Modifiers for Procedure Code				
		Trip Modifiers	Rural County Trip Modifier	Discharge Modifiers	Unloaded Mileage Modifier	Multiple Carry Modifier
A0130	Non-emergency transportation: wheelchair van [includes the first five miles]	U1, U2, U3, U4, U5, U6	TN	HR, NR	Not Required	TK
A0120	Non-emergency transportation: mini-bus, mountain area transports, or other transportation systems	U1, U2, U3, U4, U5, U6	TN	HR, NR	Not Required	TK
A0170*	Transportation ancillary: parking fees, tolls, other [waiting time per hour]	U1, U2, U3, U4, U5, U6	Not Required	Not Required	Not Required	Not Required
S0209	Wheelchair van, mileage, per mile	U1, U2, U3, U4, U5, U6	TN	HR, NR	TP	TK
S0215	Non-emergency transportation: mileage, per mile	U1, U2, U3, U4, U5, U6	TN	HR, NR	Not Required	TK
T2001	Non-emergency transportation: patient	U1, U2, U3,	Not	Not	Not	Not

	attendant/escort [per trip]	U4, U5, U6	Required	Required	Required	Required
T2005	Non-emergency transportation; stretcher van [includes the first five miles]	U1, U2, U3, U4, U5, U6	TN	HR, NR	Not Required	TK
T2049	Non-emergency transportation; stretcher van, mileage; per mile	U1, U2, U3, U4, U5, U6	TN	HR, NR	TP	TK

*This code is for waiting time only.

Topic #1812

Procedure Codes

Designated HCPCS (Healthcare Common Procedure Coding System) procedure codes are required on all PA (prior authorization) requests, claims, and adjustments. Wisconsin Medicaid does not reimburse for claims or adjustments received without proper procedure codes.

Base Rate

Providers are required to use procedure code A0130 (nonemergency transportation: wheelchair van) to submit claims for the base rate.

- The base rate includes the first five miles of the trip.
- When billing for the SMV (specialized medical vehicle) base rate, providers are required to indicate units as one base rate for the first five miles of the trip. The base rate should only be indicated as a unit of "1."

Mileage

Providers may use procedure code S0209 (wheelchair van, mileage, per mile) to submit claims for additional mileage over the base rate. When billing for mileage, providers should use exact mileage, including tenths of a mile (1.0 mile = 1.0 unit).

Waiting Time

Providers are required to use procedure code A0170 (transportation ancillary: parking fees, tolls, other) to submit claims for waiting time. Waiting time occurs when an SMV provider waits for the member to return to the vehicle while the member receives medical services. When billing for waiting time, providers are required to indicate units of time in fractions of an hour (1.0 hour = 1.0 unit) (e.g., 1 hour, 40 minutes = 1.7 units).

Additional Attendant

Providers are required to use procedure code T2001 to submit claims for an additional attendant. When billing for an additional attendant, providers are required to indicate one unit per trip with the additional attendant (1trip = 1 unit).

Use of Cot or Stretcher

Providers should use the following procedure codes only when submitting claims for trips that involve the use of a cot or stretcher to transport the member:

- T2005 (Non-emergency transportation; stretcher van).
- T2049 (Non-emergency transportation; stretcher van, mileage; per mile).

When a trip involves the use of a cot or stretcher, providers should use T2005 when submitting claims for the trip's base rate and T2049 when submitting claims for additional mileage over the base rate.

Topic #643

Unlisted Procedure Codes

According to the HCPCS (Healthcare Common Procedure Coding System) code book, if a service is provided that is not accurately described by other HCPCS CPT (Current Procedural Terminology) procedure codes, the service should be reported using an unlisted procedure code.

Before considering using an unlisted, or NOC (not otherwise classified), procedure code, a provider should determine if there is another more specific code that could be indicated to describe the procedure or service being performed/provided. If there is no more specific code available, the provider is required to submit the appropriate documentation, which could include a PA (prior authorization) request, to justify use of the unlisted procedure code and to describe the procedure or service rendered. Submitting the proper documentation, which could include a PA request, may result in more timely claims processing.

Unlisted procedure codes should not be used to request adjusted reimbursement for a procedure for which there is a more specific code available.

Unlisted Codes That Do Not Require Prior Authorization or Additional Supporting Documentation

For a limited group of unlisted procedure codes, ForwardHealth has established specific policies for their use and associated reimbursement. These codes do not require PA or additional documentation to be submitted with the claim. Providers should refer to their service-specific area of the Online Handbook on the ForwardHealth Portal for details about these unlisted codes.

For most unlisted codes, ForwardHealth requires additional documentation.

Unlisted Codes That Require Prior Authorization

Certain unlisted procedure codes require PA. Providers should follow their service-specific PA instructions and documentation requirements for requesting PA. For a list of procedure codes for which ForwardHealth requires PA, refer to the service-specific interactive [maximum allowable fee schedules](#).

In addition to a properly completed PA request, documentation submitted on the service-specific PA attachment or as additional supporting documentation with the PA request should provide the following information:

- Specifically identify or describe the name of the procedure/service being performed or billed under the unlisted code.
- List/justify why other codes are not appropriate.
- Include only relevant documentation.
- Include all required clinical/supporting documentation.

For most situations, once the provider has an approved PA request for the unlisted procedure code, there is no need to submit additional documentation along with the claim.

Unlisted Codes That Do Not Require Prior Authorization

If an unlisted procedure code does not require PA, documentation submitted with the claim to justify use of the unlisted code and to describe the procedure/service rendered must be sufficient to allow ForwardHealth to determine the nature and scope of the

procedure and to determine whether or not the procedure is covered and was medically necessary, as defined in Wisconsin Administrative Code.

The documentation submitted should provide the following information related to the unlisted code:

- Specifically identify or describe the name of the procedure/service being performed or billed under the unlisted code.
- List/justify why other codes are not appropriate.
- Include only relevant documentation.

How to Submit Claims and Related Documentation

Claims including an unlisted procedure code and supporting documentation may be submitted to ForwardHealth in the following ways:

- On paper with supporting information/description included in Element 19 of the 1500 Health Insurance Claim Form.
- On paper with supporting documentation submitted on paper. This option should be used if Element 19 does not allow enough space for the description or when billing multiple unlisted procedure codes. Providers should indicate "See Attachment" in Element 19 of the paper claim and send the supporting documentation along with the paper claim.
- Electronically, either using DDE (Direct Data Entry) through the ForwardHealth Portal, PES (Provider Electronic Solutions) transactions, or 837 Health Care Claim electronic transactions, with supporting documentation included electronically in the Notes field. The Notes field is limited to 80 characters.
- Electronically with an indication that supporting documentation will be submitted separately on paper. This option should be used if the Notes field does not allow enough space for the description or when billing multiple unlisted procedure codes. Providers should indicate "See Attachment" in the Notes field of the electronic transaction and submit the supporting documentation on paper.
- Upload claim attachments via the secure Provider area of the Portal.

Covered Services and Requirements

Topic #1811

Additional Attendants

In accordance with [DHS 107.23\(3\)\(b\)3](#), Wis. Admin. Code, the services of a second or third SMV (specialized medical vehicle) attendant are covered if:

- The member's condition requires the presence of another person for restraint or lifting (for example, if the member is being transported by cot or stretcher).
- The provider has obtained a statement of the appropriateness of the second attendant. The statement must be in writing and must be obtained from the nurse midwife, nurse practitioner, physician, or physician assistant who signed the [Certification of Need for Specialized Medical Vehicle Transportation \(F-1197 \(06/09\)\)](#) form. The statement may be included on the Certification of Need for Specialized Medical Vehicle Transportation form. The Certification of Need for Specialized Medical Vehicle Transportation form is not accepted in lieu of a statement.
- The SMV provider retains a copy of the statement in his or her records.

The additional attendant's name must be stated on the [Specialized Medical Vehicle Transportation Trip Ticket/Medical Care Verification \(F-1050 \(07/08\)\)](#) form.

Topic #1810

Allowed Destinations

SMV (specialized medical vehicle) services are covered if the transportation is to a facility where the member receives covered services and the member meets enrollment requirements.

SMV providers are strongly encouraged to obtain verification of the medical nature of the trip for the purpose of a future audit by obtaining a signed statement from the medical service provider or his or her authorized representative. Providers may use the [Specialized Medical Vehicle Transportation Trip Ticket/Medical Care Verification form \(F-1050 \(07/08\)\)](#) or its equivalent, and retain this form in their records.

Topic #44

Definition of Covered Services

A covered service is a service, item, or supply for which reimbursement is available when *all* program requirements are met. [DHS 101.03\(35\)](#) and [107](#), Wis. Admin. Code, contain more information about covered services.

Topic #1809

General Medicaid Transportation Policy

Three types of transportation are covered for members enrolled in Medicaid and BadgerCare Plus going to and from covered services:

- Common carrier transportation.
- SMV (specialized medical vehicle) transportation.
- Ambulance transportation.

Common Carrier Vehicles

Common carrier is any mode of transportation, other than an ambulance or SMV.

Specialized Medical Vehicles

Wisconsin Medicaid reimburses SMV providers for transporting members with a documented physical or mental disability that prevents them from traveling safely in a common carrier or private motor vehicle to covered services. Necessity for SMV transportation must be documented.

Ambulance Transportation

Wisconsin Medicaid reimburses Medicaid-enrolled ambulance providers for transporting a member enrolled in Medicaid or BadgerCare Plus if the member suffers from an illness or injury that prevents him or her from traveling safely by any other means.

Topic #1804

Indefinitely Disabled Members

In accordance with [DHS 107.23\(1\)\(c\)1](#), Wis. Admin. Code, "indefinitely disabled" is defined as a chronic, debilitating physical impairment that includes an inability to move about without personal assistance or mechanical aids (for example, a wheelchair, walker, or crutches) or a mental impairment that includes an inability to reliably and safely use common carrier transportation because of organic conditions affecting cognitive abilities or psychiatric symptoms that interfere with the member's safety or that might result in unsafe or unpredictable behavior.

Topic #84

Medical Necessity

Wisconsin Medicaid reimburses only for services that are medically necessary as defined under [DHS 101.03\(96m\)](#), Wis. Admin. Code. Wisconsin Medicaid may deny or recoup payment if a service fails to meet Medicaid medical necessity requirements.

Topic #1802

Member Enrollment Requirements

As stated in [DHS 107.23\(1\)\(c\)2](#), [3](#), and [4](#), Wis. Admin. Code, SMV (specialized medical vehicle) transportation is covered for Medicaid and BadgerCare Plus members who meet both of the following criteria:

- Need transportation to obtain a ForwardHealth-covered service.
- Are legally blind or temporarily or indefinitely disabled to the extent that they cannot safely use another type of transportation, as documented in writing by a nurse midwife, nurse practitioner, physician, or physician assistant. This documentation must be provided on the [Certification of Need for Specialized Medical Vehicle Transportation form \(F-1197 \(06/09\)\)](#). This documentation must be renewed every 36 months for members who are legally blind or indefinitely

disabled. For members who are temporarily disabled, the documentation is valid for no more than 90 days from the date the documentation is signed.

Wisconsin Medicaid does not reimburse for SMV transportation used for any purpose other than transportation to and from covered services. Members who do not qualify for SMV transportation should contact their local county or tribal agency for assistance with their transportation needs when appropriate.

Topic #86

Member Payment for Covered Services

Under state and federal laws, a Medicaid-enrolled provider may not collect payment from a member, or authorized person acting on behalf of the member, for covered services even if the services are covered but do not meet program requirements. Denial of a claim by ForwardHealth does not necessarily render a member liable. However, a covered service for which PA (prior authorization) was denied is treated as a noncovered service. (If a member chooses to receive an originally requested service instead of the service approved on a modified PA request, it is also treated as a noncovered service.) If a member requests a covered service for which PA was denied (or modified), the provider may collect payment from the member if [certain conditions](#) are met.

If a provider collects payment from a member, or an authorized person acting on behalf of the member, for a covered service, the provider may be subject to [program sanctions](#) including termination of Medicaid enrollment.

Topic #4291

Non-emergency Medical Transportation Services

Non-emergency medical transportation services by common carrier or SMV (specialized medical vehicle) are covered for members enrolled in Family Planning Only Services and the TB-Only (Tuberculosis-Related Services-Only) Benefit. Transportation services are limited to trips to receive covered [family planning services](#) or [TB-related services](#) as indicated in their benefit plan.

To be reimbursed for transportation services provided to Family Planning Only Services or TB-Only members, SMV providers must meet all of ForwardHealth's policies and requirements for providing SMV services. This includes documentation requirements, such as having a completed [Certification of Need for Specialized Medical Vehicle Transportation \(F-1197 \(06/09\)\)](#) form for the member in the provider's records.

Topic #66

Program Requirements

For a covered service to meet program requirements, the service must be provided by a qualified Medicaid-enrolled provider to an enrolled member. In addition, the service must meet all applicable program requirements, including, but not limited to, medical necessity, PA (prior authorization), claims submission, prescription, and documentation requirements.

Topic #1808

School-Based Services Transportation

As stated in [DHS \(Department of Health Services\) 107.36\(1\)\(h\)](#), Wis. Admin. Code, Wisconsin Medicaid will not reimburse

SMVs (specialized medical vehicles) for transporting a child to school or another location to receive IEP (Individual Education Program) medical services when that transportation is in the child's IEP.

An IEP is a written statement for a child with a disability that is developed, reviewed, and revised in accordance with [s. 115.787](#), Wis. Stats. The IEP guides the delivery of special education supports and services for a child with a disability.

When SMV services are in a child's IEP, the child's school district or CESA (Cooperative Educational Service Agency) is responsible for submitting claims to ForwardHealth for the service under the SBS (school-based services) benefit. The DHS Transportation Manager may reimburse SMVs for transporting a child from and to school for a medical appointment, such as a doctor's appointment, when the medical care and transportation are not in the child's IEP.

Topic #824

Services That Do Not Meet Program Requirements

As stated in [DHS 107.02\(2\)](#), Wis. Admin. Code, BadgerCare Plus and Wisconsin Medicaid may deny or recoup payment for covered services that fail to meet program requirements.

Examples of covered services that do not meet program requirements include the following:

- Services for which records or other documentation were not prepared or maintained.
- Services for which the provider fails to meet any or all of the requirements of [DHS 106.03](#), Wis. Admin. Code, including, but not limited to, the requirements regarding timely submission of claims.
- Services that fail to comply with requirements or state and federal statutes, rules, and regulations.
- Services that the DHS (Department of Health Services), the PRO (Peer Review Organization) review process, or BadgerCare Plus determines to be inappropriate, in excess of accepted standards of reasonableness or less costly alternative services, or of excessive frequency or duration.
- Services provided by a provider who fails or refuses to meet and maintain any of the enrollment requirements under [DHS 105](#), Wis. Admin. Code.
- Services provided by a provider who fails or refuses to provide access to records.
- Services provided inconsistent with an intermediate sanction or sanctions imposed by the DHS.

Topic #1801

Temporarily Disabled Members

All temporarily disabled members (for example, members recovering from an accident or illness) are required to have a [Certification of Need for Specialized Medical Vehicle Transportation form \(F-1197 \(06/09\)\)](#) describing the disability, including a statement regarding the specific problem that prevents the safe usage of common carrier transportation (as stated in [DHS 107.23 \[1\]\[c\]3](#), Wis. Admin. Code) and the expected number of days the member will be eligible for SMV transportation.

For temporary disabilities, the Certification of Need for Specialized Medical Vehicle Transportation form is valid for no more than 90 days from the date it was signed. Members are required to obtain an updated Certification of Need for Specialized Medical Vehicle Transportation form upon expiration of the form if further transportation is needed.

Topic #1807

Transportation by Cot or Stretcher

SMV (specialized medical vehicle) providers may transport members on cots or stretchers if they meet all of the following criteria:

- A nurse midwife, nurse practitioner, registered nurse, physician, or physician assistant prescribes transportation by cot or stretcher for the member ([DHS 107.23\[1\]\[c\]4](#), Wis. Admin. Code).
- The SMV is equipped with a fastener assembly that secures the cot or stretcher to the side and the floor during transport. The cot or stretcher may not be secured to any door ([DHS 107.23\[3\]\[b\]10](#), Wis. Admin. Code).
- The member is medically stable. The SMV personnel may not monitor or administer any nonemergency medical services or procedures during transport ([DHS 107.23\[3\]\[b\]10](#), Wis. Admin. Code).

SMV providers are also required to indicate the use of a cot or stretcher on the [Specialized Medical Vehicle Transportation Trip Ticket/Medical Care Verification \(F-1050 \(07/08\)\)](#) form.

Topic #1806

Transportation to Nonmedical Facilities

In accordance with [DHS 107.23\(3\)\(b\)5](#), Wis. Admin. Code, SMV (specialized medical vehicle) trips to nonmedical facilities are covered only if the member receives a covered service at the facility on the date of transport.

Topic #1805

Transportation to Pharmacies

Trips to destinations where a prescription or other medical supplies pick-up is the only covered service are not covered. However, SMVs (specialized medical vehicles) may stop at pharmacies en route to or from covered services to pick up prescriptions. Providers may submit a claim for waiting time if they stop at a pharmacy en route to or from covered services to pick-up prescriptions.

Topic #3384

Vehicle Without Wheelchair Ramp or Lift

Wisconsin Medicaid may reimburse for SMV (specialized medical vehicle) transportation services provided in HSVs (human services vehicles) that are not equipped with a wheelchair ramp or lift as long as the provider operates at least two vehicles that are equipped with a wheelchair ramp or lift. If a provider uses only one or two vehicles, these vehicle(s) must be equipped with a wheelchair ramp or lift.

SMV providers using at least two vehicles equipped with a wheelchair ramp or lift may use additional HSVs that are not equipped with a ramp or lift. Vehicles that do not have a wheelchair ramp or lift must meet the HSV requirements of Trans. 301.01-301.61, Wis. Admin. Code, and it must be possible to equip the vehicle(s) with the special equipment needed for transporting a person who uses a wheelchair, as required under Trans. 301.60-301.66, Wis. Admin. Code.

Members Eligible for Transportation by SMV

Members who meet the criteria for SMV travel, but do not use a wheelchair, can be transported in HSVs that are not equipped with a wheelchair ramp or lift. Transportation of an individual who uses a wheelchair is covered only if the individual is transported in a vehicle that is equipped with a wheelchair ramp or lift. The use of a portable ramp or lift does not meet the requirement of "equipped with a wheelchair ramp or lift." ForwardHealth will recoup payment made for such trips.

Adding New Vehicles

Providers are allowed to transport members in the additional vehicle(s) as soon as the newly added vehicle is insured and inspected as required under [DHS 105.39](#) and Trans 301, Wis. Admin. Code. However, ForwardHealth must receive the inspection and insurance verification documentation along with the Specialized Medical Vehicle Information Chart within 14 calendar days of the first DOS (date of service). If the required documentation is not received within 14 calendar days of the first DOS, ForwardHealth may recoup payments made for trips provided using the new vehicle(s) before the required documentation is received.

Noncovered Services

Topic #68

Definition of Noncovered Services

A noncovered service is a service, item, or supply for which reimbursement is not available. [DHS 101.03\(103\)](#) and [107](#), Wis. Admin. Code, contain more information about noncovered services. In addition, [DHS 107.03](#), Wis. Admin. Code, contains a general list of noncovered services.

Topic #104

Member Payment for Noncovered Services

A provider may collect payment from a member for noncovered services if [certain conditions](#) are met.

Providers may not collect payment from a member, or authorized person acting on behalf of the member, for certain noncovered services or activities provided in connection with covered services, including the following:

- Charges for missed appointments.
- Charges for telephone calls.
- Charges for time involved in completing necessary forms, claims, or reports.
- Translation services.

Missed Appointments

The federal CMS (Centers for Medicare and Medicaid Services) does not allow state Medicaid programs to permit providers to collect payment from a member, or authorized person acting on behalf of the member, for a missed appointment.

Avoiding Missed Appointments

ForwardHealth offers the following suggestions to help avoid missed appointments:

- Remind members of upcoming appointments (by telephone or postcard) prior to scheduled appointments.
- If a member needs assistance in obtaining transportation to a medical appointment, encourage the member to call MTM, Inc. (Medical Transportation Management, Inc.) for NEMT (non-emergency medical transportation). Most Medicaid and BadgerCare Plus members may receive NEMT services through MTM, Inc. if they have no other way to receive a ride. Refer to the [NEMT service area](#) for more information.
- If the appointment is made through the HealthCheck screening or targeted case management programs, encourage the staff from those programs to ensure that the scheduled appointments are kept.

Translation Services

Translation services are considered part of the provider's overhead cost and are not separately reimbursable. Providers may not collect payment from a member, or authorized person acting on behalf of the member, for translation services.

Providers should call the Affirmative Action and Civil Rights Compliance Officer at (608) 266-9372 for information about when translation services are required by federal law. Providers may also write to the following address:

AA/CRC Office
1 W Wilson St Rm 561
PO Box 7850
Madison WI 53707-7850

Trip Elements

Topic #1799

Base Rate

The SMV (specialized medical vehicle) base rate covers the following services:

- Dispatch of the SMV to the member pick-up point.
- Escort of the member to and from the door of the member's pick-up point and his or her drop-off point.
- The first five miles traveled by the SMV beginning at the member's pick-up point.

Providers may *not* submit claims for additional charges to ForwardHealth if they choose to assist a member inside the pick-up or drop-off point.

Topic #1798

Definition of a Trip

A trip consists of the distance from the point of member pickup to the member's destination point. For example, if a member is picked up at his or her home and is transported to a clinic, one trip has been completed when the member is dropped off at the clinic.

Mileage is covered for the *shortest, most direct* route from the point of member pickup to the member's destination.

Topic #1797

Mileage

Mileage is the distance traveled beyond the first five miles included in the base rate.

Topic #1796

Multiple Carry Trips

Multiple carry refers to the transportation of more than one Medicaid or BadgerCare Plus member at the same time.

Providers are required to indicate on the [Specialized Medical Vehicle Transportation Trip Ticket/Medical Care Verification \(F-1050 \(07/08\)\)](#) form whether there are multiple riders and the name of the primary rider.

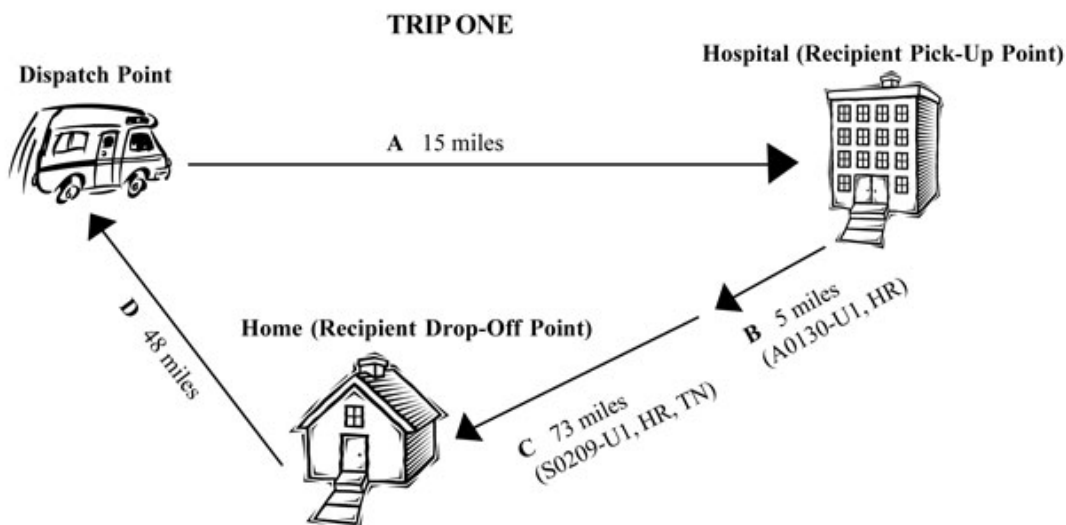
Topic #1795

Trip Examples

The following are illustrated examples of different types of SMV (specialized medical vehicle) trips:

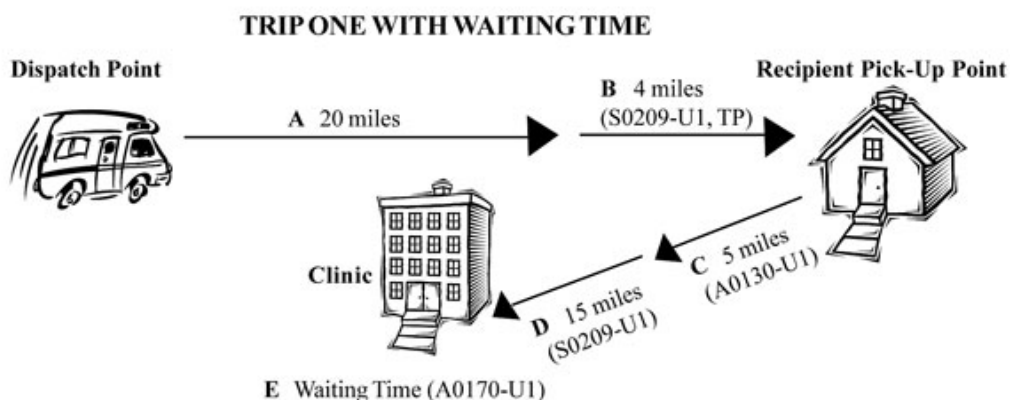
- [One trip originating in a rural county with hospital discharge.](#)
- [Two trips with unloaded mileage and waiting time.](#)

Illustration of one trip originating in a rural county with hospital discharge

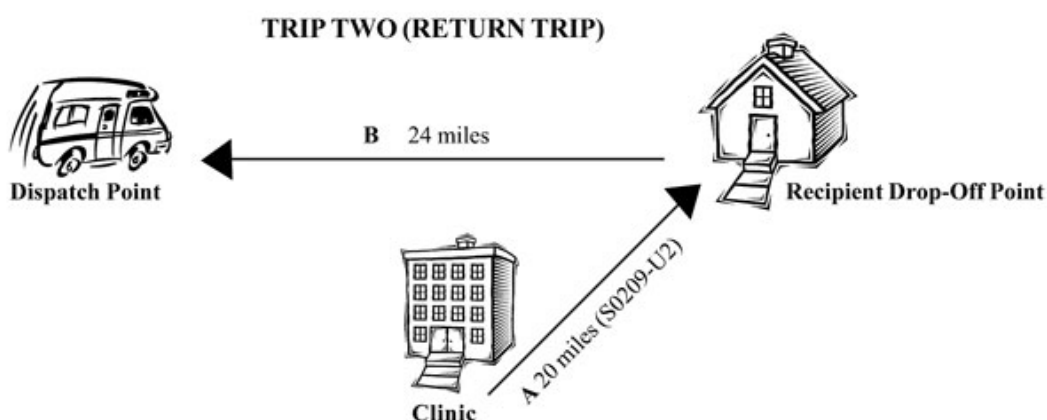


- A** Van travels to recipient pick-up point — no unloaded mileage because distance is 15 miles. Wisconsin Medicaid reimburses for unloaded mileage when the specialized medical vehicle (SMV) travels empty more than 20 miles by the shortest route available from the dispatch point (i.e., SMV starting location) to the recipient's location.
- B** Van picks up discharged recipient at hospital; base rate (A0130-U1, HR) includes first five miles.
- C** Remaining 73 miles to recipient's home count as mileage. Any trip originating in a rural county must use modifier "TN" (S0209-U1, HR, TN).
- D** Van returns to base empty. Unloaded mileage not allowed.

Illustration of two trips with unloaded mileage and waiting time



- A** Van begins travel of first 20 miles to recipient pick-up point — no unloaded mileage.
- B** Van completes final four miles of travel to recipient pick-up point (S0209-U1, TP). Unloaded mileage applies because distance is 24 miles. Wisconsin Medicaid reimburses for unloaded mileage when the SMV travels empty more than 20 miles by the shortest route available from the dispatch point (i.e., SMV starting location) to the recipient's location.
- C** Van picks up recipient and travels to clinic; base rate (A0130-U1) includes first five miles.
- D** Remaining 15 miles to clinic count as mileage (S0209-U1).
- E** Van waits for recipient at clinic for two hours — counts as waiting time (A0170-U1).



- A** Van transports recipient to home (drop-off point) — base rate not billable because waiting time is billed. Billed as mileage (S0209-U2).
- B** Van returns to dispatch point empty. Unloaded mileage not allowed.

Topic #1794

Unloaded Mileage

Unloaded mileage is the distance traveled without a passenger (regardless of whether or not that passenger is a Medicaid or BadgerCare Plus member) to pick up the member for transport to or from covered services. Wisconsin Medicaid reimburses for unloaded mileage under the following circumstances:

- The SMV (specialized medical vehicle) travels empty more than 20 miles by the shortest route available from the dispatch point (i.e., SMV starting location) to the member's location. Unloaded mileage is *not* reimbursed for travel less than 20 miles.
- Unloaded mileage is reimbursed only once when multiple members are being carried on one trip.
- Unloaded mileage is not reimbursed for an SMV returning empty to its home base.

Although SMV providers are required to document the total unloaded mileage for a trip in their records, providers may only submit claims for unloaded mileage beyond 20 miles. For example, if a trip includes 35 miles of unloaded mileage, the claim should indicate an unloaded mileage of only 15 miles.

Providers are required to indicate unloaded mileage on the [Specialized Medical Vehicle Transportation Trip Ticket/Medical Care Verification form \(F-1050 \(07/08\)\)](#).

Topic #1793

Waiting Time

Waiting time refers to time spent by the SMV (specialized medical vehicle) provider waiting for the member to return to the vehicle while the member receives medical services. Wisconsin Medicaid reimburses for waiting time:

- For only one member, even if the driver waits for multiple members at one location.
- For up to a maximum of six hours per member per DOS (date of service).
- When a second base rate for the return trip for that member, or any other member for whom the provider waited, is not billed.
- When both a "to" and "from" trip occurs. For example, if an SMV transports a member from home to a clinic, waits at the clinic, and then transports the member from the clinic to home.

Providers are required to indicate the starting and ending times of any waiting time on the [Specialized Medical Vehicle Transportation Trip Ticket/Medical Care Verification form \(F-1050 \(07/08\)\)](#).

SMV providers who submit claims for waiting time are required to physically wait at the location where the member receives the medical service. The provider may not perform any other transports or activities during the waiting time.

Managed Care

4

Archive Date:10/01/2014

Managed Care:Claims

Topic #385

Appeals to BadgerCare Plus and Wisconsin Medicaid

The provider has 60 calendar days to file an appeal with BadgerCare Plus or Wisconsin Medicaid after the HMO (health maintenance organization) or SSI (Supplemental Security Income) HMO either does not respond in writing within 45 calendar days or if the provider is dissatisfied with the HMO's or SSI HMO's response.

BadgerCare Plus or Wisconsin Medicaid will not review appeals that were not first made to the HMO or SSI HMO. If a provider sends an appeal directly to BadgerCare Plus or Wisconsin Medicaid without first filing it with the HMO or SSI HMO, the appeal will be returned to the provider.

Appeals will only be reviewed for enrollees who were eligible for and who were enrolled in a BadgerCare Plus HMO or Medicaid SSI HMO on the date of service in question.

Appeals must be made in writing and must include:

- A letter, clearly marked "APPEAL," explaining why the claim should be paid or a completed [Managed Care Program Provider Appeal \(F-12022 \(03/09\)\)](#) form.
- A copy of the claim, clearly marked "APPEAL."
- A copy of the provider's letter to the HMO or SSI HMO.
- A copy of the HMO's or SSI HMO's response to the provider.
- A copy of the member's medical record that supports the claim if the denial is based on a medical decision (emergency, medical necessity, prior authorization, etc.), or any documentation that supports the case.
- A copy of the RA (Remittance Advice) showing the date, denial, and denial reason.

The appeal will be reviewed and any additional information needed will be requested from the provider or the HMO or SSI HMO. Once all pertinent information is received, BadgerCare Plus or Wisconsin Medicaid has 45 calendar days to make a final decision.

The provider and the HMO or SSI HMO will be notified in writing of the final decision. If the decision is in favor of the provider, the HMO or SSI HMO is required to pay the provider within 45 calendar days of the final decision. The decision is final, and all parties must abide by the decision.

Topic #384

Appeals to HMOs and SSI HMOs

Providers are required to first file an appeal directly with the BadgerCare Plus HMO (health maintenance organization) or Medicaid SSI (Supplemental Security Income) HMO within 60 calendar days of receipt of the initial denial. Providers are required to include a letter explaining why the HMO or SSI HMO should pay the claim. The appeal should be sent to the address indicated on the HMO's or SSI HMO's denial notice.

The HMO or SSI HMO then has 45 calendar days to respond in writing to the appeal. The HMO or SSI HMO decides whether to pay the claim and sends the provider a letter stating the decision.

If the HMO or SSI HMO does not respond in writing within 45 calendar days, or if the provider is dissatisfied with the HMO's or

SSI HMO's response, the provider may send a written appeal to ForwardHealth within 60 calendar days.

Topic #386

Claims Submission

BadgerCare Plus HMOs (health maintenance organizations) and Medicaid SSI (Supplemental Security Income) HMOs have requirements for timely filing of claims, and providers are required to follow HMO and SSI HMO claims submission guidelines. Contact the enrollee's HMO or SSI HMO for organization-specific submission deadlines.

Topic #387

Extraordinary Claims

Extraordinary claims are BadgerCare Plus or Medicaid claims for a BadgerCare Plus HMO (health maintenance organization) or Medicaid SSI (Supplemental Security Income) HMO enrollee that have been denied by an HMO or SSI HMO but may be paid as fee-for-service claims.

The following are some examples of extraordinary claims situations:

- The enrollee was not enrolled in an HMO or SSI HMO at the time he or she was admitted to an inpatient hospital, but then enrolled in an HMO or SSI HMO during the hospital stay. In this case, all claims related to the stay (including physician claims) should be submitted to fee-for-service. For the physician claims associated with the inpatient hospital stay, the provider is required to include the date of admittance and date of discharge in Element 18 of the paper 1500 Health Insurance Claim Form.
- The claims are for orthodontia/prosthodontia services that began before HMO or SSI HMO coverage. Include a record with the claim of when the bands were placed.

Submitting Extraordinary Claims

When submitting an extraordinary claim, include the following:

- A legible copy of the completed claim form, in accordance with billing guidelines.
- A letter detailing the problem, any claim denials, and any steps taken to correct the situation.

Submit extraordinary claims to:

ForwardHealth
Managed Care Extraordinary Claims
PO Box 6470
Madison WI 53716-0470

Topic #389

Provider Appeals

When a BadgerCare Plus HMO (health maintenance organization) or Medicaid SSI (Supplemental Security Income) HMO denies a provider's claim, the HMO or SSI HMO is required to send the provider a notice informing him or her of the right to file an appeal.

An HMO or SSI HMO network or non-network provider may file an appeal to the HMO or SSI HMO when:

- A claim submitted to the HMO or SSI HMO is denied payment.
- The full amount of a submitted claim is not paid.

Providers are required to file an appeal with the HMO or SSI HMO *before* filing an appeal with ForwardHealth.

Covered and Noncovered Services

Topic #16197

Care4Kids Program Benefit Package

Covered Services

Members enrolled in the [Care4Kids program](#) are eligible to receive all medically necessary services covered under Wisconsin Medicaid; however, Care4Kids will have the flexibility to provide services in a manner that best meets the unique needs of children in out-of-home care, including streamlining PA (prior authorization) requirements and offering select services in home settings. Members will also be allowed to go to any Medicaid-enrolled provider for emergency medical services or family planning services.

Noncovered Services

The following services are not provided as covered benefits through the Care4Kids program, but can be reimbursed for eligible Medicaid members on a fee-for-service basis:

- Chiropractic services.
- CRS (Community Recovery Services).
- CSP (Community Support Programs).
- CCS (Comprehensive Community Services).
- Crisis intervention services.
- Directly observed therapy for individuals with tuberculosis.
- MTM (Medication therapy management).
- NEMT (Non-emergency medical transportation) services.
- Prescription and over-the-counter drugs and diabetic supplies dispensed by the pharmacy.
- [Provider-administered drugs](#) and their administration, and the administration of [Synagis](#).
- SBS (School-based services).
- Targeted case management.

Children's Hospital of Wisconsin will establish working relationships, defined in writing through a memorandum of understanding, with providers of the following services:

- CSP.
- CCS.
- Crisis intervention services.
- SBS.
- Targeted case management services.

Providers of these services must coordinate with Care4Kids to help assure continuity of care, eliminate duplication, and reduce fragmentation of services.

Topic #390

Covered Services

HMOs

HMOs (health maintenance organizations) are required to provide at least the same benefits as those provided under fee-for-service arrangements. Although ForwardHealth requires contracted HMOs and Medicaid SSI (Supplemental Security Income) HMOs to provide all medically necessary covered services, the following services may be provided by BadgerCare Plus HMOs at their discretion:

- Dental.
- Chiropractic.

If the HMO does not include these services in their benefit package, the enrollee receives the services on a fee-for-service basis.

Topic #391

Noncovered Services

The following are not covered by BadgerCare Plus HMOs (health maintenance organizations) or Medicaid SSI (Supplemental Security Income) HMOs but are provided to enrollees on a fee-for-service basis provided the member's fee-for-service plan covers the service:

- CRS (Community Recovery Services).
- CSP (Community Support Program) benefits.
- Crisis intervention services.
- Environmental lead inspections.
- CCC (child care coordination) services.
- Pharmacy services and diabetic supplies.
- PNCC (prenatal care coordination) services.
- Provider-administered drugs, including all "J" codes, drug-related "Q" codes, and a limited number of related [administration codes](#).
- SBS (school-based services).
- Targeted case management services.
- NEMT (non-emergency medical transportation) services.
- DOT (directly observed therapy) and monitoring for TB-Only (Tuberculosis-Only Related Services).

Topic #13877

Striving to Quit Initiative — First Breath

Background Information

According to the CDC (Centers for Disease Control and Prevention), almost one million individuals in Wisconsin smoke every day. While the smoking rate for adults overall in the state is about 20 percent, the rate is higher — about 33 percent — for BadgerCare Plus members. Wisconsin Medicaid has received a five-year \$9.2 million grant from the CMS (Centers for Medicare and Medicaid Services) to help BadgerCare Plus members enrolled in participating HMOs (health maintenance organizations) to quit smoking through the Striving to Quit initiative. Striving to Quit includes the following separate, evidence-based programs:

- Wisconsin Tobacco Quit Line (i.e., Quit Line), which offers telephone counseling to eligible members who smoke.
- First Breath, which targets eligible pregnant women who smoke by connecting them to trained tobacco cessation counselors for face-to-face tobacco cessation counseling.

First Breath

The First Breath program offers eligible pregnant women who smoke (or who have quit smoking in the last six months) face-to-face tobacco cessation counseling during their prenatal care visits and up to five face-to-face counseling visits plus additional telephone calls for support during the postpartum phase. To participate in the First Breath program, members may be referred to First Breath by their prenatal care provider or may independently call First Breath without a referral at (800) 448-5148. Members who participate in First Breath via Striving to Quit may be eligible to receive financial incentives of up to \$160.00 for participation in treatment and for quitting smoking.

Enrollment Criteria

To be eligible to receive enhanced services from the First Breath program via Striving to Quit, BadgerCare Plus members must meet the following criteria:

- Be enrolled in the BadgerCare Plus Standard Plan.
- Be a pregnant smoker.
- Express an interest in quitting smoking.
- Be enrolled in one of the following HMOs:
 - Children's Community Health Plan.
 - CommunityConnect HealthPlan.
 - Managed Health Services.
 - MercyCare Health Plans.
 - Molina Health Care.
 - Network Health Plan.
 - Physicians Plus Insurance Corporation.
 - Unity Health Plans Insurance Corporation.
- Reside in one of the following counties:
 - Dane.
 - Kenosha.
 - Milwaukee.
 - Racine.
 - Rock.

Covered Services

The following services are covered by Striving to Quit via First Breath:

- Up to 10 one-on-one counseling sessions during regular prenatal care appointments by First Breath providers.
- Five one-on-one counseling sessions with a trained First Breath Health Educator following delivery.
- Up to six telephone calls with the First Breath Health Educator following delivery.

Provider Responsibilities

Providers are responsible for screening pregnant BadgerCare Plus HMO members for smoking and enrolling them in the First Breath program or referring members to the First Breath program.

Clinics that currently provide First Breath services are responsible for the following:

- Screening for smoking and enrolling members in First Breath.
- Encouraging members to enroll in Striving to Quit.
- Providing regular First Breath counseling during prenatal care visits.
- Completing First Breath data forms and submitting the forms via fax to (608) 251-4136 or mail to the following address:

Wisconsin Women's Health Foundation
2503 Todd Dr
Madison WI 53713

Clinics that do not currently provide First Breath smoking cessation services should refer members to First Breath.

Screening and Making Referrals

For clinics that currently provide First Breath services, there are no changes to current procedures.

The following language is suggested for providers to use to encourage members to enroll in First Breath:

One of the benefits of enrolling in First Breath now is that you may be eligible to participate in a stop smoking study that provides free counseling services to help you quit and will pay you for taking part in certain activities. You can learn more about the program when someone from the First Breath office calls you or when you call them.

Clinics that do not currently provide First Breath services should encourage pregnant BadgerCare Plus members to seek help to quit by using the above language. Clinic staff or the member may call the First Breath program at (800) 448-5148, extension 112, for help in finding a First Breath provider in the member's area. Members may also visit the [First Breath Web site](#) to locate a First Breath provider.

Becoming a First Breath Site

Clinics not currently providing First Breath services may become First Breath sites by calling the First Breath Coordinator at (800) 448-5148, extension 112, or by visiting the First Breath Web site. Providers will need to complete four hours of training to provide First Breath services. Training is free and provided by First Breath coordinators on site. Becoming a First Breath site allows all pregnant BadgerCare Plus and Medicaid members to be served during their regular prenatal care visits.

After becoming a First Breath site, clinics will need to do the following:

- Provide evidence-based cessation counseling during regular prenatal care.
- Complete enrollment and other data forms.
- Distribute small, non-cash gifts supplied by the First Breath program.

For More Information

For more information about Striving to Quit, providers should contact their HMO representative, visit the ForwardHealth Portal, or e-mail Striving to Quit at dhsstqinfo@wisconsin.gov.

For more information or for technical assistance questions regarding the Quit Line, providers may visit the [UW-CTRI \(University of Wisconsin Center for Tobacco Research and Intervention\) Web site](#).

For more information or for technical assistance questions regarding First Breath, providers may call First Breath at (800) 448-5148, extension 112, or visit the First Breath Web site.

Topic #13857

Striving to Quit Initiative — Wisconsin Tobacco Quit Line

Background Information

According to the CDC (Centers for Disease Control and Prevention), almost one million individuals in Wisconsin smoke every day. While the smoking rate for adults overall in the state is about 20 percent, the rate is higher — about 33 percent — for BadgerCare Plus members. Wisconsin Medicaid has received a five-year \$9.2 million grant from the CMS (Centers for Medicare and Medicaid Services) to help BadgerCare Plus members enrolled in participating HMOs (health maintenance organizations) to quit smoking through the Striving to Quit initiative. Striving to Quit includes the following separate, evidence-based programs:

- Wisconsin Tobacco Quit Line (i.e., Quit Line), which offers telephone counseling to eligible members who smoke.
- First Breath, which targets eligible pregnant women who smoke by connecting them to trained tobacco cessation counselors for face-to-face tobacco cessation counseling.

Wisconsin Tobacco Quit Line

Striving to Quit offers eligible members who smoke enhanced tobacco cessation treatment from the Quit Line. Members who participate in Striving to Quit qualify for at least five smoking cessation counseling calls from the Quit Line and appropriate tobacco cessation medications covered by ForwardHealth. To participate in Striving to Quit, members may be referred to the Quit Line by their provider or may independently call the Quit Line without a referral at (800) QUIT-NOW (784-8669).

Striving to Quit members using the Quit Line may be eligible to receive financial incentives of up to \$120.00 for participation in treatment and for quitting smoking. Striving to Quit requires members who participate in Quit Line treatment services to take a biochemical test to confirm smoking status at initial enrollment, six months post-enrollment, and 12 months after enrollment in the initiative.

Enrollment Criteria

To be eligible to receive enhanced services from the Quit Line via Striving to Quit, members must meet the following criteria:

- Be enrolled in BadgerCare Plus Standard Plan.
- Be 18 years of age and older.
- Be a smoker and express an interest in quitting smoking.
- Be enrolled in one of the following HMOs:
 - Children's Community Health Plan.
 - Compcare.
 - Group Health Cooperative of Eau Claire.
 - Managed Health Services.
 - MercyCare Health Plans.
 - Molina Health Care.
 - Network Health Plan.
 - Physicians Plus Insurance Corporation.
 - UnitedHealthcare Community Plan.
 - Unity Health Plans Insurance Corporation.
 - Reside in one of the following counties:
 - Brown.
 - Calumet.
 - Columbia.
 - Dane.
 - Dodge.
 - Door.
 - Florence.
 - Fond du Lac.
 - Grant.

- Green.
- Iowa.
- Jefferson.
- Kewaunee.
- Lafayette.
- Manitowoc.
- Marinette.
- Menominee.
- Oconto.
- Outagamie.
- Rock.
- Sauk.
- Sheboygan.
- Walworth.
- Waupaca.
- Winnebago.

Covered Drugs and Services

The following drugs and services are covered by Striving to Quit or ForwardHealth:

- Up to five cessation counseling calls to the Quit Line plus additional calls initiated by the member are covered by Striving to Quit.
- Tobacco cessation medications and biochemical testing to confirm smoking status are covered by ForwardHealth.

Provider Responsibilities

For members seeking Striving to Quit services from the Quit Line, providers are responsible for the following:

- Screening for smoking and referring potentially eligible members who smoke to the Quit Line.
- Conducting biochemical tests (i.e., urine cotinine tests).
- Writing prescriptions for tobacco cessation drugs for members, as appropriate.
- Working with the Quit Line, completing Striving to Quit referral forms for member referrals, writing tobacco cessation prescriptions, and faxing biochemical test results and forms to the Quit Line.
- Identifying one or two key staff members in a clinic or practice who will serve as points of contact for Striving to Quit and assist with coordinating the biochemical tests and other tasks as needed.

Screening and Making Referrals

The following language is suggested for providers to use to encourage members who smoke to agree to a referral or to call the Quit Line themselves:

One of the benefits of calling the Quit Line now is that you may be eligible to participate in a stop smoking study that provides free counseling services to help you quit and will pay you for taking part in certain activities. I would be happy to make a referral for you. If you are interested, all we need to do is a simple urine test to confirm that you smoke. After I send the paperwork, someone from the Quit Line will call you to tell you more about the study or you can call them directly at the number on the card. If you do not want to be in the study, you may still get some services from the Quit Line.

Providers should ask HMO members living in targeted counties if they may refer the member to the Quit Line. If a member is referred to the Quit Line, providers should submit a Striving to Quit Referral form signed by the member to the Quit Line via fax at (877) 554-6643. Striving to Quit Referral forms are available on the [UW-CTRI's \(University of Wisconsin Center for Tobacco](#)

[Research and Intervention\) Striving to Quit Web site](#) or on the ForwardHealth Portal. A representative from the Quit Line will call the member within three business days to begin the enrollment process.

Outreach Specialists for the UW-CTRI will provide technical assistance to clinics and providers about how to make Striving to Quit referrals. A short training video about Striving to Quit procedures is available on UW-CTRI's Web site. A link to the training video is also on the Portal.

Biochemical Testing

As part of Striving to Quit, HMO members are required to have a urine cotinine test to confirm smoking status. This test should be conducted by providers in the member's HMO network using NicCheck[®] I testing strips. NicCheck[®] I testing strips (item MA-500-001) may be [ordered online](#) or by calling (888) 882-7739.

Urine cotinine test results should be faxed to the Quit Line at (877) 554-6643. Claims for urine cotinine testing should be submitted to the member's HMO.

BadgerCare Plus members may be tested on a walk-in basis at any participating clinic in the member's HMO network. Members who need assistance finding a participating clinic should contact their HMO.

Prescriptions

For HMO members identified as smokers who express an interest in quitting and agree to a referral to the Quit Line, providers should discuss the use of tobacco cessation medications. Research indicates that the use of tobacco cessation medications in combination with evidence-based counseling almost doubles the likelihood of a successful quit attempt. The following types of tobacco cessation medications are covered by ForwardHealth for BadgerCare Plus members:

- OTC (over-the-counter) nicotine gum and patches.
- Legend products (i.e., bupropion SR, Chantix, Nicotrol spray).

Providers may use the [Drug Search Tool](#) to determine the most current covered drugs. Providers may also refer to the [benefit plan-specific product lists](#) for the most current list of covered drugs.

An [allowable diagnosis code](#) must be indicated on claims for covered tobacco cessation medications. Tobacco cessation medications are not covered for uses outside the allowable diagnosis code.

If tobacco cessation medications are appropriate for members, prescriptions for tobacco cessation medications should be sent to the member's pharmacy. On the Striving to Quit Referral form sent to the Quit Line, the tobacco cessation medication prescription box should be checked either yes or no.

For HMO members who independently call the Quit Line and are enrolled in Striving to Quit, staff at the Quit Line will provide a suggested prescription to a provider within the member's HMO network. The provider will determine the adequacy of the prescription and approve as appropriate. The provider is required to send the following:

- The prescription to the pharmacy where it will be filled (e-prescribing is preferred).
- The approval or disapproval of the prescription to the Quit Line on the Striving to Quit Referral form via fax at (877) 554-6643.

For More Information

For more information about Striving to Quit, providers should contact their HMO representative, visit the Portal, or e-mail Striving to Quit at dhsstqinfo@wisconsin.gov.

For more information or for technical assistance questions regarding the Quit Line, providers may visit the [UW-CTRI \(University of Wisconsin Center for Tobacco Research and Intervention\) Web site](#).

Enrollment

Topic #392

Disenrollment and Exemptions

In some situations, a member may be exempt from enrolling in a BadgerCare Plus HMO (health maintenance organization) or Medicaid SSI (Supplemental Security Income) HMO. Exempted members receive health care under fee-for-service. Exemptions allow members to complete a course of treatment with a provider who is not contracted with the member's HMO or SSI HMO. For example, in certain circumstances, women in high-risk pregnancies or women who are in the third trimester of pregnancy when they are enrolled in an HMO or SSI HMO *may* qualify for an exemption.

The [contracts](#) between the DHS (Department of Health Services) and the HMO or SSI HMO provide more detail on the exemption and disenrollment requirements.

Topic #393

Enrollee Grievances

Enrollees have the right to file grievances about services or benefits provided by a BadgerCare Plus HMO (health maintenance organization) or Medicaid SSI (Supplemental Security Income) HMO. Enrollees also have the right to file a grievance when the HMO or SSI HMO refuses to provide a service. All HMOs and SSI HMOs are required to have written policies and procedures in place to handle enrollee grievances. Enrollees should be encouraged to work with their HMO's or SSI HMO's customer service department to resolve problems first.

If enrollees are unable to resolve problems by talking to their HMO or SSI HMO, or if they would prefer to speak with someone outside their HMO or SSI HMO, they should contact the [Enrollment Specialist](#) or the [Ombudsman Program](#).

The [contracts](#) between the DHS (Department of Health Services) and the HMO or SSI HMO describes the responsibilities of the HMO or SSI HMO and the DHS regarding enrollee grievances.

Topic #397

Enrollment Eligibility

BadgerCare Plus HMOs

Members enrolled in the BadgerCare Plus Standard Plan are eligible for enrollment in a BadgerCare Plus HMO (health maintenance organization).

An individual who receives the TB-Only (Tuberculosis-Related Services-Only) benefit, SeniorCare, or Wisconsin Well Woman Medicaid cannot be enrolled in a BadgerCare Plus HMO.

Information about a member's HMO enrollment status and commercial health insurance coverage may be verified by using Wisconsin's [EVS \(Enrollment Verification System\)](#) or the ForwardHealth Portal.

SSI HMOs

Members of the following subprograms are eligible for enrollment in a Medicaid SSI (Supplemental Security Income) HMO:

- Individuals ages 19 and older, who meet the SSI and SSI-related disability criteria.
- Dual eligibles for Medicare and Medicaid.

Individuals who are living in an institution, nursing home, or participating in a Home and Community-Based Waiver program are not eligible to enroll in an SSI MCO (managed care organization).

Topic #394

Enrollment Periods

HMOs

Members are sent enrollment packets that explain the BadgerCare Plus HMOs (health maintenance organizations) and the enrollment process and provide contact information. Once enrolled, enrollees may change their HMO assignment within the first 90 days of enrollment in an HMO (whether they chose the HMO or were auto-assigned). If an enrollee no longer meets the criteria, he or she will be disenrolled from the HMO.

SSI HMOs

Members are sent enrollment packets that explain the Medicaid SSI (Supplemental Security Income) HMO's enrollment process and provide contact information. Once enrolled, enrollees may disenroll after a 60-day trial period and up to 120 days after enrollment and return to Medicaid fee-for-service if they choose.

Topic #395

Enrollment Specialist

The [Enrollment Specialist](#) provides objective enrollment, education, outreach, and advocacy services to BadgerCare Plus HMO (health maintenance organization) and Medicaid SSI (Supplemental Security Income) HMO enrollees. The Enrollment Specialist is a knowledgeable single point of contact for enrollees, solely dedicated to managed care issues. The Enrollment Specialist is not affiliated with any health care agency.

The Enrollment Specialist provides the following services to HMO and SSI HMO enrollees:

- Education regarding the correct use of HMO and SSI HMO benefits.
- Telephone and face-to-face support.
- Assistance with enrollment, disenrollment, and exemption procedures.

Topic #398

Member Enrollment

HMOs

BadgerCare Plus HMO (health maintenance organization) enrollment is either mandatory or voluntary based on ZIP code-defined enrollment areas as follows:

- **Mandatory enrollment** — Enrollment is mandatory for eligible members who reside in ZIP code areas served by two or more BadgerCare Plus HMOs. Some members may meet criteria for exemption from BadgerCare Plus HMO enrollment.
- **Voluntary enrollment** — Enrollment is voluntary for members who reside in ZIP code areas served by only one BadgerCare Plus HMO.

Members living in areas where enrollment is mandatory are encouraged to choose their BadgerCare Plus HMO. Automatic assignment to a BadgerCare Plus HMO occurs if the member does not choose a BadgerCare Plus HMO. In general, all members of a member's immediate family eligible for enrollment must choose the same HMO.

Members in voluntary enrollment areas can choose whether or not to enroll in a BadgerCare Plus HMO. There is no automatic assignment for members who live within ZIP codes where enrollment is voluntary.

SSI HMOs

Medicaid SSI (Supplemental Security Income) HMO enrollment is either mandatory or voluntary as follows:

- **Mandatory enrollment** — Most SSI and SSI-related members are required to enroll in an SSI HMO. A member may choose the SSI HMO in which he or she wishes to enroll.
- **Voluntary enrollment** — Some SSI and SSI-related members may choose to enroll in an SSI HMO on a voluntary basis.

Topic #396

Ombudsman Program

The [Ombudsmen](#), or Ombuds, are resources for enrollees who have questions or concerns about their BadgerCare Plus HMO (health maintenance organization) or Medicaid SSI (Supplemental Security Income) HMO. Ombuds provide advocacy and assistance to help enrollees understand their rights and responsibilities in the grievance and appeal process.

Ombuds can be contacted at the following address:

BadgerCare Plus HMO/Medicaid SSI HMO Ombudsmen
PO Box 6470
Madison WI 53716-0470

Topic #399

Release of Billing or Medical Information

ForwardHealth supports BadgerCare Plus HMO (health maintenance organization) and Medicaid SSI (Supplemental Security Income) HMO enrollee rights regarding the confidentiality of health care records. ForwardHealth has [specific standards](#) regarding the release of an HMO or SSI HMO enrollee's billing information or medical claim records.

Managed Care Information

Topic #401

BadgerCare Plus HMO Program

An HMO (health maintenance organization) is a system of health care providers that provides a comprehensive range of medical services to a group of enrollees. HMOs receive a fixed, prepaid amount per enrollee from ForwardHealth (called a capitation payment) to provide medically necessary services.

BadgerCare Plus HMOs are responsible for providing or arranging all contracted covered medically necessary services to enrollees. BadgerCare Plus members enrolled in state-contracted HMOs are entitled to at least the same benefits as fee-for-service members; however, HMOs may establish their own requirements regarding PA (prior authorization), claims submission, adjudication procedures, etc., which may differ from fee-for-service policies and procedures. BadgerCare Plus HMO network providers should contact their HMO for more information about its policies and procedures.

Topic #16177

Care4Kids Program Overview

Care4Kids is a health care program for children and youth in out-of-home care in Wisconsin. The Care4Kids program will offer comprehensive, coordinated services that are intended to improve the quality and timeliness of and access to health services for these children.

The Care4Kids program will serve children in out-of-home care placements (other than residential care centers) in Kenosha, Milwaukee, Ozaukee, Racine, Washington, and Waukesha counties. Member participation will be voluntary and enrollment will be allowed to continue for up to 12 months after the child leaves the out-of-home care system, as long as the child remains Medicaid-eligible and resides within one of the six counties.

Care4Kids is required to provide at least the same benefits as those provided under fee-for-service arrangements.

Program Administration

Children's Hospital of Wisconsin is currently the only integrated health system certified by ForwardHealth to administer the Care4Kids program. Children's Hospital of Wisconsin will be responsible for providing or arranging for the provision of all services covered under Medicaid, with a small number of exceptions. The services not included in the Care4Kids program will be reimbursed as fee-for-service benefits. Children's Hospital of Wisconsin's integrated network of health care providers, which includes specialty and primary care physicians and clinics within the Children's Hospital System as well as providers who are participating in CCHP (Children's Community Health Plan), is intended to provide coordinated care and services to meet the individualized needs of each of the children enrolled across multiple disciplines, including physical, behavioral health, and dental care.

Care4Kids will be responsible for providing or arranging for the provision of all medically necessary [services covered](#) by Wisconsin Medicaid to enrollees. Providers are required to be part of the CCHP network to get reimbursed by Care4Kids. Providers interested in being a part of the network should contact CCHP. Out-of-network providers are required to call Care4Kids prior to providing services to a Care4Kids enrollee. In situations where emergency medical services are needed, out-of-network providers are required to contact Care4Kids within 24 hours of providing services.

Member Enrollment Verification

Providers should [verify a member's enrollment](#) before providing services to determine if the member is enrolled in Care4Kids. Members enrolled in Care4Kids will present a ForwardHealth member identification card.

Providers verifying enrollment on the ForwardHealth Portal will see Care4Kids under the MC Program heading in the Managed Care Enrollment panel.

For 271 response transactions, Care4Kids enrollment will be identified in the EB segment of the 2110C loop. Identified by "MC" in the EB01, "HM" in the EB04, and "Care4Kids" in the EB05. The MC provider contact information will be reported in the NM1 (name info), N3 (address info), and PER (telephone numbers) segments within the 2120C loop.

The WiCall AVR (automated voice response) system will identify Care4Kids as the state-contracted managed care program in which the member is enrolled.

Contact Information

Providers can contact CCHP at (800) 482-8010 for the following:

- To become part of the CCHP network.
- For coverage policy and procedure information, including PA (prior authorization) and claim submission guidelines, if they are already a Care4Kids network provider.

Topic #405

Managed Care

Managed Care refers to the BadgerCare Plus HMO (health maintenance organization) program, the Medicaid SSI (Supplemental Security Income) HMO program, and the several special managed care programs available.

The primary goals of the managed care programs are:

- To improve the quality of member care by providing continuity of care and improved access.
- To reduce the cost of health care through better care management.

Topic #402

Managed Care Contracts

The contract between the DHS (Department of Health Services) and the BadgerCare Plus HMO (health maintenance organization) or Medicaid SSI (Supplemental Security Income) HMO takes precedence over other ForwardHealth provider publications. Information contained in ForwardHealth publications is used by the DHS to resolve disputes regarding covered benefits that cannot be handled internally by HMOs and SSI HMOs. If there is a conflict, the HMO or SSI HMO contract prevails. If the contract does not specifically address a situation, Wisconsin Administrative Code ultimately prevails. HMO and SSI HMO contracts can be found on the Managed Care Organization area of the ForwardHealth Portal.

Topic #404

SSI HMO Program

Medicaid SSI (Supplemental Security Income) HMOs (health maintenance organizations) provide the same benefits as Medicaid fee-for-service (e.g. medical, dental, mental health/substance abuse, vision, and prescription drug coverage) at no cost to their enrollees through a care management model. Medicaid members and SSI-related Medicaid members in certain counties may be eligible to enroll in an SSI HMO.

SSI-related Medicaid members receive coverage from Wisconsin Medicaid because of a disability determined by the Disability Determination Bureau.

Member Enrollment

Members who meet the following criteria are eligible to enroll in an SSI HMO:

- Medicaid-eligible individuals living in a service area that has implemented an SSI managed care program.
- Individuals ages 19 and older.
- Individuals who are enrolled in Wisconsin Medicaid and SSI or receive SSI-related Medicaid.

Individuals who are living in an institution or nursing home or are participating in a home and community-based waiver program or FamilyCare are not eligible to enroll in an SSI HMO.

Ozaukee and Washington Counties

Most SSI and SSI-related Medicaid members who reside in Ozaukee and Washington counties are required to choose the HMO in which they wish to enroll. Dual eligibles (members receiving Medicare and Wisconsin Medicaid) are not required to enroll. After a 60-day trial period and up to 120 days after enrollment, enrollees may disenroll and return to Medicaid fee-for-service if they choose.

Southwestern Wisconsin Counties

SSI members and SSI-related Medicaid members who reside in Buffalo, Jackson, La Crosse, Monroe, Trempealeau, and Vernon counties may choose to receive coverage from the HMO or remain in Wisconsin Medicaid fee-for-service.

Continuity of Care

Special provisions are included in the contract for SSI HMOs for continuity of care for SSI members and SSI-related Medicaid members. These provisions include the following:

- Coverage of services provided by the member's current provider for the first 60 days of enrollment in the SSI program or until the first of the month following completion of an assessment and care plan, whichever comes later. The contracted provider should get a referral from the member's HMO after this.
- Honoring a PA (prior authorization) that is currently approved by ForwardHealth. The PA must be honored for 60 days or until the month following the HMO's completion of the assessment and care plan, whichever comes later.
- Coverage of drugs that an SSI member is currently taking until a prescriber orders different drugs.

Topic #403

Special Managed Care Programs

Wisconsin Medicaid has several special managed care programs that provide services to individuals who are elderly and/or who have disabilities. These members may be eligible to enroll in voluntary regional managed care programs such as Family Care, the PACE (Program of All-Inclusive Care for the Elderly), and the Family Care Partnership Program. Additional information about

these special managed care programs may be obtained from the Managed Care Organization area of the ForwardHealth Portal.

Prior Authorization

Topic #400

Prior Authorization Procedures

BadgerCare Plus HMOs (health maintenance organizations) and Medicaid SSI (Supplemental Security Income) HMOs may develop PA (prior authorization) guidelines that differ from fee-for-service guidelines. However, the application of such guidelines may not result in less coverage than fee-for-service. Contact the enrollee's HMO or SSI HMO for more information regarding PA procedures.

Provider Information

Topic #406

Copayments

Providers cannot charge Medicaid SSI (Supplemental Security Income) HMO (health maintenance organization) enrollees copayments for covered services except in cases where the Medicaid SSI HMO does not cover services such as dental, chiropractic, and pharmacy. When services are provided through fee-for-service or to members enrolled in a BadgerCare Plus HMO, copayments will apply.

Topic #407

Emergencies

Non-network providers may provide services to BadgerCare Plus HMO (health maintenance organization) and Medicaid SSI (Supplemental Security Income) HMO enrollees in an emergency without authorization or in urgent situations when authorized by the HMO or SSI HMO. The [contract](#) between the DHS (Department of Health Services) and the HMO or SSI HMO defines an emergency situation and includes general payment requirements.

Unless the HMO or SSI HMO has a written agreement with the non-network provider, the HMO or SSI HMO is only liable to the extent fee-for-service would be liable for an emergency situation, as defined in 42 CFR s. 438.114. Billing procedures for emergencies may vary depending on the HMO or SSI HMO. For specific billing instructions, non-network providers should always contact the enrollee's HMO or SSI HMO.

Topic #408

Non-network Providers

Providers who do not have a contract with the enrollee's BadgerCare Plus HMO (health maintenance organization) or Medicaid SSI (Supplemental Security Income) HMO are referred to as non-network providers. (HMO and SSI HMO network providers agree to payment amounts and billing procedures in a contract with the HMO or SSI HMO.) Non-network providers are required to direct enrollees to HMO or SSI HMO network providers except in the following situations:

- When a non-network provider is treating an HMO or SSI HMO enrollee for an emergency medical condition as defined in the contract between the DHS (Department of Health Services) and the HMO or SSI HMO.
- When the HMO or SSI HMO has authorized (in writing) an out-of-plan referral to a non-network provider.
- When the service is not provided under the HMO's or SSI HMO's contract with the DHS (such as dental, chiropractic, and pharmacy services).

Non-network providers may not serve BadgerCare Plus HMO or Medicaid SSI HMO enrollees as private-pay patients.

Topic #409

Out-of-Area Care

BadgerCare Plus HMOs (health maintenance organizations) and Medicaid SSI (Supplemental Security Income) HMOs may cover medically necessary care provided to enrollees when they travel outside the HMO's or SSI HMO's service area. The HMO or SSI HMO is required to authorize the services before the services are provided, except in cases of [emergency](#). If the HMO or SSI HMO does not authorize the services, the enrollee may be held responsible for the cost of those services.

Topic #410

Provider Participation

Providers interested in participating in a BadgerCare Plus HMO (health maintenance organization) or Medicaid SSI (Supplemental Security Income) HMO or changing HMO or SSI HMO network affiliations should contact the HMO or SSI HMO for more information. Conditions and terms of participation in an HMO or SSI HMO are pursuant to specific contract agreements between HMOs or SSI HMOs and providers. An HMO or SSI HMO has the right to choose whether or not to contract with any provider.

Topic #411

Referrals

Non-network providers may at times provide services to BadgerCare Plus HMO (health maintenance organization) and Medicaid SSI (Supplemental Security Income) HMO enrollees on a referral basis. Non-network providers are always required to contact the enrollee's HMO or SSI HMO. Before services are provided, the non-network provider and the HMO or SSI HMO should discuss and agree upon billing procedures and fees for all referrals. Non-network providers and HMOs or SSI HMOs should document the details of any referral in writing before services are provided.

Billing procedures for out-of-plan referrals may vary depending on the HMO or SSI HMO. For specific billing instructions, non-network providers should always contact the enrollee's HMO or SSI HMO.

Topic #412

Services Not Provided by HMOs or SSI HMOs

If an enrollee's BadgerCare Plus HMO (health maintenance organization) or Medicaid SSI (Supplemental Security Income) HMO benefit package does not include a covered service, such as chiropractic or dental services, any Medicaid-enrolled provider may provide the service to the enrollee and submit claims to fee-for-service.

Member Information

5

Archive Date:10/01/2014

Member Information:Birth to 3 Program

Topic #792

Administration and Regulations

In Wisconsin, Birth to 3 services are administered at the local level by county departments of community programs, human service departments, public health agencies, or any other public agency designated or contracted by the county board of supervisors. The DHS (Department of Health Services) monitors, provides technical assistance, and offers other services to county Birth to 3 agencies.

The enabling federal legislation for the Birth to 3 Program is 34 CFR Part 303. The enabling state legislation is [s. 51.44](#), Wis. Stats., and the regulations are found in [DHS 90](#), Wis. Admin. Code.

Providers may contact the appropriate county Birth to 3 agency for more information.

Topic #790

Enrollment Criteria

A child from birth up to (but not including) age 3 is eligible for Birth to 3 services if the child meets one of the following criteria:

- The child has a diagnosed physical or mental condition that has a high probability of resulting in a developmental delay.
- The child has at least a 25 percent delay in one or more of the following areas of development:
 - Cognitive development.
 - Physical development, including vision and hearing.
 - Communication skills.
 - Social or emotional development.
 - Adaptive development, which includes self-help skills.
- The child has atypical development affecting his or her overall development, as determined by a qualified team using professionally acceptable procedures and informed clinical opinion.

BadgerCare Plus provides Birth to 3 information because many children enrolled in the Birth to 3 Program are also BadgerCare Plus members.

Topic #791

Individualized Family Service Plan

A Birth to 3 member receives an IFSP (Individualized Family Service Plan) developed by an interdisciplinary team that includes the child's family. The IFSP provides a description of the outcomes, strategies, supports, services appropriate to meet the needs of the child and family, and the natural environment settings where services will be provided. All Birth to 3 services must be identified in the child's IFSP.

Topic #788

Requirements for Providers

Title 34 CFR Part 303 for Birth to 3 services requires all health, social service, education, and tribal programs receiving federal funds, including Medicaid providers, to do the following:

- Identify children who may be eligible for Birth to 3 services. These children must be referred to the appropriate county Birth to 3 program within *two working days* of identification. This includes children with developmental delays, atypical development, disabilities, and children who are substantiated as abused or neglected. For example, if a provider's health exam or developmental screen indicates that a child may have a qualifying disability or developmental delay, the child must be referred to the county Birth to 3 program for evaluation. (Providers are encouraged to explain the need for the Birth to 3 referral to the child's parents or guardians.)
- Cooperate and participate with Birth to 3 service coordination as indicated in the child's IFSP (Individualized Family Services Plan). Birth to 3 services must be provided by providers who are employed by, or under agreement with, a Birth to 3 agency to provide Birth to 3 services.
- Deliver Birth to 3 services in the child's natural environment, unless otherwise specified in the IFSP. The child's natural environment includes the child's home and other community settings where children without disabilities participate. (Hospitals contracting with a county to provide therapy services in the child's natural environment must receive separate enrollment as a therapy group to be reimbursed for these therapy services.)
- Assist parents or guardians of children receiving Birth to 3 services to maximize their child's development and participate fully in implementation of their child's IFSP. For example, an occupational therapist is required to work closely with the child's parents and caretakers to show them how to perform daily tasks in ways that maximize the child's potential for development.

Topic #789

Services

The Birth to 3 Program covers the following types of services when they are included in the child's IFSP (Individualized Family Services Plan):

- Evaluation and assessment.
- Special instruction.
- OT (occupational therapy).
- PT (physical therapy).
- SLP (speech and language pathology).
- Audiology.
- Psychology.
- Social work.
- Assistive technology.
- Transportation.
- Service coordination.
- Certain medical services for diagnosis and evaluation purposes.
- Certain health services to enable the child to benefit from early intervention services.
- Family training, counseling, and home visits.

Enrollment Categories

Topic #225

BadgerCare Plus

Populations Eligible for BadgerCare Plus

The following populations are eligible for BadgerCare Plus:

- Parents and caretakers with incomes at or below 100 percent of the FPL.
- Pregnant women with incomes at or below 300 percent of the FPL.
- Children (ages 18 and younger) with household incomes at or below 300 percent of the FPL.
- Childless adults with incomes at or below 100 percent of the FPL.
- Transitional medical assistance individuals, also known as members on extensions, with incomes over 100 percent of the FPL.

Where available, BadgerCare Plus members are enrolled in BadgerCare Plus HMOs (health maintenance organizations). In those areas of Wisconsin where HMOs are not available, services will be reimbursed on a fee-for-service basis.

Premiums

The following members are required to pay premiums to be enrolled in Badgercare Plus:

- Transitional medical assistance individuals with incomes over 133 percent of the FPL. Transitional medical assistance individuals with incomes between 100 and 133 percent FPL are exempt from premiums for the first six months of their eligibility period.
- Children (ages 18 and younger) with household incomes greater than 200 percent with the following exceptions:
 - Children under age 1 year.
 - Children who are tribal members or otherwise eligible to receive Indian Health Services.

Topic #16677

BadgerCare Plus Benefit Plan Changes

Effective April 1, 2014, all members eligible for BadgerCare Plus were enrolled in the BadgerCare Plus Standard Plan. As a result of this change, the following benefit plans were discontinued:

- BadgerCare Plus Benchmark Plan.
- BadgerCare Plus Core Plan.
- BadgerCare Plus Basic Plan.

Members who are enrolled in the Benchmark Plan or the Core Plan who met new income limits for BadgerCare Plus eligibility were automatically transitioned into the BadgerCare Plus Standard Plan on April 1, 2014. In addition, the last day of BadgerRx Gold program coverage for all existing members was March 31, 2014.

Providers should refer to the [March 2014 Online Handbook archive](#) of the appropriate service area for policy information pertaining to these discontinued benefit plans.

Topic #785

BadgerCare Plus Prenatal Program

As a result of 2005 Wisconsin Act 25, the 2005-07 biennial budget, BadgerCare has expanded coverage to the following individuals:

- Pregnant non-U.S. citizens who are not qualified aliens but meet other eligibility criteria for BadgerCare.
- Pregnant individuals detained by legal process who meet other eligibility criteria for BadgerCare.

The BadgerCare Plus Prenatal Program is designed to provide better birth outcomes.

Women are eligible for all covered services from the first of the month in which their pregnancy is verified or the first of the month in which the application for BadgerCare Plus is filed, whichever is later. Members are enrolled through the last day of the month in which they deliver or the pregnancy ends. Postpartum care is reimbursable *only* if provided as part of global obstetric care. Even though enrollment is based on pregnancy, these women are eligible for *all* covered services. (They are not limited to pregnancy-related services.)

These women are not presumptively eligible. Providers should refer them to the appropriate county/tribal social or human services agency where they can apply for this coverage.

Fee-for-Service

Pregnant non-U.S. citizens who are not qualified aliens and pregnant individuals detained by legal process receive care only on a fee-for-service basis. Providers are required to follow all program requirements (e.g., claim submission procedures, PA (prior authorization) requirements) when providing services to these women.

Emergency Services for Non-U.S. Citizens

When BadgerCare Plus enrollment ends for pregnant non-U.S. citizens who are not qualified aliens, they receive coverage for emergency services. These women receive emergency coverage for 60 days after the pregnancy ends; this coverage continues through the end of the month in which the 60th day falls (e.g., a woman who delivers on June 20, 2006, would be enrolled through the end of August 2006).

Topic #230

Express Enrollment for Children and Pregnant Women

The EE (Express Enrollment) for Pregnant Women Benefit is a limited benefit category that allows a pregnant woman to receive immediate pregnancy-related outpatient services while her application for full-benefit BadgerCare Plus is processed. Enrollment is not restricted based on the member's other health insurance coverage. Therefore, a pregnant woman who has other health insurance may be enrolled in the benefit.

The EE for Children Benefit allows certain members through 18 years of age to receive BadgerCare Plus benefits under the BadgerCare Plus Standard Plan while an application for BadgerCare Plus is processed.

Fee-for-Service

Women and children who are temporarily enrolled in BadgerCare Plus through the EE process are not eligible for enrollment in an

HMO until they are determined eligible for full benefit BadgerCare Plus by the county/tribal office.

Topic #226

Family Planning Only Services

Family Planning Only Services is a limited benefit program that provides routine contraceptive management or related services to low-income individuals who are of childbearing/reproductive age (typically 15 years of age or older) and who are otherwise not eligible for Wisconsin Medicaid or BadgerCare Plus. Members receiving Family Planning Only Services must be receiving routine contraceptive management or related services.

Note: Members who meet the enrollment criteria may receive routine contraceptive management or related services **immediately** through [TE for Family Planning Only Services](#).

The goal of Family Planning Only Services is to provide members with information and services to assist them in preventing pregnancy, making BadgerCare Plus enrollment due to pregnancy less likely. Providers should explain the purpose of Family Planning Only Services to members and encourage them to contact their certifying agency to determine their enrollment options if they are not interested in, or do not need, contraceptive services.

Members enrolled in Family Planning Only Services receive routine services to prevent or delay pregnancy and are not eligible for other services (e.g., PT (physical therapy) services, dental services). Even if a medical condition is discovered during a family planning visit, treatment for the condition is not covered under Family Planning Only Services unless the treatment is identified in the list of [allowable procedure codes](#) for Family Planning Only Services.

Members are also not eligible for certain other services that are covered under the Wisconsin Medicaid and BadgerCare Plus family planning benefit (e.g., mammograms and hysterectomies). If a medical condition, other than an STD (sexually transmitted disease), is discovered during routine contraceptive management or related services, treatment for the medical condition is not covered under Family Planning Only Services.

Colposcopies and treatment for STDs are only covered through Family Planning Only Services if they are determined medically necessary during routine contraceptive management or related services. A colposcopy is a covered service when an abnormal result is received from a pap test, prior to the colposcopy, while the member is enrolled in Family Planning Only Services and receiving contraceptive management or related services.

Family Planning Only Services members diagnosed with cervical cancer, precancerous conditions of the cervix, or breast cancer may be eligible for Wisconsin Well Woman Medicaid. Providers should assist eligible members with the enrollment process for Well Woman Medicaid.

Providers should inform members about other coverage options and provide referrals for care not covered by Family Planning Only Services.

Topic #4757

ForwardHealth and ForwardHealth interChange

ForwardHealth brings together many DHS (Department of Health Services) health care programs with the goal to create efficiencies for providers and to improve health outcomes for members. ForwardHealth interChange is the DHS claims processing system that supports multiple state health care programs and Web services, including:

- BadgerCare Plus.
- BadgerCare Plus and Medicaid managed care programs.

- SeniorCare.
- ADAP (Wisconsin AIDS Drug Assistance Program).
- WCDP (Wisconsin Chronic Disease Program).
- WIR (Wisconsin Immunization Registry).
- Wisconsin Medicaid.
- Wisconsin Well Woman Medicaid.
- WWWP (Wisconsin Well Woman Program).

ForwardHealth interChange is supported by the state's fiscal agent, HP (Hewlett-Packard).

Topic #229

Limited Benefit Categories Overview

Certain members may be enrolled in a limited benefit category. These limited benefit categories include the following:

- BadgerCare Plus Prenatal Program.
- EE (Express Enrollment) for Children.
- EE for Pregnant Women.
- Family Planning Only Services, including TE (Temporary Enrollment) for Family Planning Only Services.
- QDWI (Qualified Disabled Working Individuals).
- QI-1 (Qualifying Individuals 1).
- QMB Only (Qualified Medicare Beneficiary Only).
- SLMB (Specified Low-Income Medicare Beneficiary).
- TB-Only (Tuberculosis-Related Services-Only) Benefit.

Members may be enrolled in full-benefit Medicaid or BadgerCare Plus and also be enrolled in certain limited benefit programs, including QDWI, QI-1, QMB Only, and SLMB. In those cases, a member has full Medicaid or BadgerCare Plus coverage in addition to limited coverage for Medicare expenses.

Members enrolled in the BadgerCare Plus Prenatal Program, Family Planning Only Services, EE for Children, EE for Pregnant Women, or the TB-Only Benefit cannot be enrolled in full-benefit Medicaid or BadgerCare Plus. These members receive benefits through the limited benefit category.

Providers should note that a member may be enrolled in more than one limited benefit category. For example, a member may be enrolled in Family Planning Only Services and the TB-Only Benefit.

Providers are strongly encouraged to verify dates of enrollment and other coverage information using Wisconsin's EVS (Enrollment Verification System) to determine whether a member is in a limited benefit category, receives full-benefit Medicaid or BadgerCare Plus, or both.

Providers are responsible for knowing which services are covered under a limited benefit category. If a member of a limited benefit category requests a service that is not covered under the limited benefit category, the provider may collect payment from the member if certain [conditions](#) are met.

Topic #228

Medicaid

Medicaid is a joint federal/state program established in 1965 under Title XIX of the Social Security Act to pay for medical services for selected groups of people who meet the program's financial requirements.

The purpose of Medicaid is to provide reimbursement for and assure the availability of appropriate medical care to persons who meet the criteria for Medicaid. Wisconsin Medicaid is also known as the Medical Assistance Program, WMAP (Wisconsin Medical Assistance Program), MA (Medical Assistance), Title XIX, or T19.

A Medicaid member is any individual entitled to benefits under Title XIX of the Social Security Act and under the Medical Assistance State Plan as defined in [ch. 49](#), Wis. Stats.

Wisconsin Medicaid enrollment is determined on the basis of financial need and other factors. A citizen of the United States or a "qualified immigrant" who meets low-income financial requirements may be enrolled in Wisconsin Medicaid if he or she is in one of the following categories:

- Age 65 and older.
- Blind.
- Disabled.

Some needy and low-income people become eligible for Wisconsin Medicaid by qualifying for programs such as:

- Katie Beckett.
- Medicaid Purchase Plan.
- [Subsidized adoption](#) and foster care programs.
- SSI (Supplemental Security Income).
- WWWP (Wisconsin Well Woman Program).

Providers may advise these individuals or their representatives to contact their [certifying agency](#) for more information. The following agencies certify people for Wisconsin Medicaid enrollment:

- Local county or tribal agencies.
- Medicaid outstation sites.
- SSA (Social Security Administration) offices.

In limited circumstances, some state agencies also certify individuals for Wisconsin Medicaid.

Medicaid fee-for-service members receive services through the traditional health care payment system under which providers receive a payment for each unit of service provided. Some Medicaid members receive services through state-contracted MCOs (managed care organizations).

Topic #232

Qualified Disabled Working Individual Members

QDWI (Qualified Disabled Working Individual) members are a limited benefit category of Medicaid members. They receive payment of Medicare monthly premiums for Part A.

QDWI members are certified by their local county or tribal agency. To qualify, QDWI members are required to meet the following qualifications:

- Have income under 200 percent of the FPL (Federal Poverty Level).
- Be entitled to, but not necessarily enrolled in, Medicare Part A.
- Have income or assets too high to qualify for QMB-Only (Qualified Medicare Beneficiary-Only) and SLMB (Specified Low-Income Medicare Beneficiaries).

Topic #234

Qualified Medicare Beneficiary-Only Members

QMB-Only (Qualified Medicare Beneficiary-Only) members are a limited benefit category of Medicaid members. They receive payment of the following:

- Medicare monthly premiums for Part A, Part B, or both.
- Coinsurance, copayment, and deductible for Medicare-allowed services.

QMB-Only members are certified by their local county or tribal agency. QMB-Only members are required to meet the following qualifications:

- Have an income under 100 percent of the FPL (Federal Poverty Level).
- Be entitled to, but not necessarily enrolled in, Medicare Part A.

Topic #235

Qualifying Individual 1 Members

QI-1 (Qualifying Individual 1) members are a limited benefit category of Medicaid members. They receive payment of Medicare monthly premiums for Part B.

QI-1 members are certified by their local county or tribal agency. To qualify, QI-1 members are required to meet the following qualifications:

- Have income between 120 and 135 percent of the FPL (Federal Poverty Level).
- Be entitled to, but not necessarily enrolled in, Medicare Part A.

Topic #236

Specified Low-Income Medicare Beneficiaries

SLMB (Specified Low-Income Medicare Beneficiary) members are a limited benefit category of Medicaid members. They receive payment of Medicare monthly premiums for Part B.

SLMB members are certified by their local county or tribal agency. To qualify, SLMB members are required to meet the following qualifications:

- Have an income under 120 percent of the FPL (Federal Poverty Level).
- Be entitled to, but not necessarily enrolled in, Medicare Part A.

Topic #262

Tuberculosis-Related Services-Only Benefit

The [TB-Only \(Tuberculosis-Related Services-Only\) Benefit](#) is a limited benefit category that allows individuals with TB (tuberculosis) infection or disease to receive covered TB-related outpatient services.

Topic #240

Wisconsin Well Woman Medicaid

Wisconsin Well Woman Medicaid provides full Medicaid benefits to underinsured or uninsured women ages 35 to 64 who have been screened and diagnosed by WWWP (Wisconsin Well Woman Program) or Family Planning Only Services, meet all other enrollment requirements, and are in need of treatment for any of the following:

- Breast cancer.
- Cervical cancer.
- Precancerous conditions of the cervix.

Services provided to women who are enrolled in WWMA (Wisconsin Well Woman Medicaid) are reimbursed through Medicaid fee-for-service.

Enrollment Responsibilities

Topic #241

General Information

Members have certain responsibilities per [DHS 104.02](#), Wis. Admin. Code, and the [ForwardHealth Enrollment and Benefits \(P-00079 \(07/14\)\)](#) booklet.

Topic #243

Loss of Enrollment — Financial Liability

Some covered services consist of a series of sequential treatment steps, meaning more than one office visit is required to complete treatment.

In most cases, if a member loses enrollment midway through treatment, BadgerCare Plus and Medicaid will *not* reimburse services (including prior authorized services) after enrollment has lapsed.

Members are financially responsible for any services received after their enrollment has been terminated. If the member wishes to continue treatment, it is a decision between the provider and the member whether the service should be given and how the services will be paid. The provider may collect payment from the member if the member accepts responsibility for payment of a service and certain [conditions](#) are met.

To avoid misunderstandings, it is recommended that providers remind members that they are financially responsible for any continued care after enrollment ends.

To avoid potential reimbursement problems that can arise when a member loses enrollment midway through treatment, the provider is encouraged to verify the member's enrollment using the [EVS \(Enrollment Verification System\)](#) or the ForwardHealth Portal prior to providing each service, even if an approved PA (prior authorization) request is obtained for the service.

Topic #707

Member Cooperation

Members are responsible for giving providers full and accurate information necessary for the correct submission of claims. If a member has other health insurance, it is the member's obligation to give full and accurate information to providers regarding the insurance.

Topic #269

Members Should Present Card

It is important that providers determine a member's enrollment and other insurance coverage *prior to* each DOS (date of service) that services are provided. Pursuant to [DHS 104.02\(2\)](#), Wis. Admin. Code, a member should inform providers that he or she is enrolled in BadgerCare Plus or Wisconsin Medicaid and should present a current ForwardHealth identification card before

receiving services.

Note: Due to the nature of their specialty, certain providers — such as anesthesiologists, radiologists, DME (durable medical equipment) suppliers, independent laboratories, and ambulances — are not always able to see a member's ForwardHealth identification card because they might not have direct contact with the member prior to providing the service. In these circumstances, it is still the provider's responsibility to obtain member enrollment information.

Topic #244

Prior Identification of Enrollment

Except in emergencies that preclude prior identification, members are required to inform providers that they are receiving benefits and must present their ForwardHealth identification card before receiving care. If a [member forgets his or her ForwardHealth card](#), providers may verify enrollment without it.

Topic #245

Reporting Changes to Caseworkers

Members are required to report certain changes to their caseworker at their certifying agency. These changes include, but are not limited to, the following:

- A new address or a move out of state.
- A change in income.
- A change in family size, including pregnancy.
- A change in other health insurance coverage.
- Employment status.
- A change in assets for members who are over 65 years of age, blind, or disabled.

Enrollment Rights

Topic #246

Appealing Enrollment Determinations

Applicants and members have the right to appeal certain decisions relating to BadgerCare Plus, Medicaid, or ADAP (Wisconsin AIDS Drug Assistance Program) enrollment. An applicant, a member, or authorized person acting on behalf of the applicant or member, or former member may file the appeal with the DHA (Division of Hearings and Appeals).

Pursuant to [HA 3.03](#), Wis. Admin. Code, an applicant, member, or former member may appeal any adverse action or decision by an agency or department that affects their benefits. Examples of decisions that may be appealed include, but are not limited to, the following:

- Individual was denied the right to apply.
- Application for BadgerCare Plus, ADAP, or Wisconsin Medicaid was denied.
- Application for BadgerCare Plus, ADAP, or Wisconsin Medicaid was not acted upon promptly.
- Enrollment was unfairly discontinued, terminated, suspended, or reduced.

In the case when enrollment is cancelled or terminated, the date the member, or authorized person acting on behalf of the member, files an appeal with the DHA determines what continuing coverage, if any, the member will receive until the hearing decision is made. The following scenarios describe the coverage allowed for a member who files an appeal:

- If a member files an appeal before his or her enrollment ends, coverage will continue pending the hearing decision.
- If a member files an appeal within 45 days after his or her enrollment ends, a hearing is allowed but coverage is not reinstated.

If the member files an appeal more than 45 days after his or her enrollment ends, a hearing is not allowed. Members may file an appeal by submitting a [Request for Fair Hearing \(DHA-28 \(08/09\)\)](#) form.

Claims for Appeal Reversals

Claim Denial Due to Termination of BadgerCare Plus or Wisconsin Medicaid Enrollment

If a claim is denied due to termination of BadgerCare Plus or Wisconsin Medicaid enrollment, a hearing decision that reverses that determination will allow the claim to be resubmitted and paid. The provider is required to obtain a copy of the appeal decision from the member, attach the copy to the previously denied claim, and submit both to ForwardHealth at the following address:

ForwardHealth
Specialized Research
Ste 50
313 Blettner Blvd
Madison WI 53784

If a provider has not yet submitted a claim, the provider is required to submit a copy of the hearing decision along with a paper claim to Specialized Research.

As a reminder, claims [submission deadlines](#) still apply even to those claims with hearing decisions.

Claim Denial Due to Termination of ADAP Enrollment

If a claim is denied due to termination of ADAP enrollment, a hearing decision that reverses that determination will allow the claim to be resubmitted and paid. The provider is required to obtain a copy of the appeal decision from the member, attach the copy to the previously denied claim, and submit both to ForwardHealth at the following address:

ForwardHealth
ADAP Claims and Adjustments
PO Box 8758
Madison WI 53708

If a provider has not yet submitted a claim, the provider is required to submit a copy of the hearing decision along with a paper claim to ADAP Claims and Adjustments.

As a reminder, claims [submission deadlines](#) still apply even to those claims with hearing decisions.

Topic #247

Freedom of Choice

Members may receive covered services from *any* willing Medicaid-enrolled provider, unless they are enrolled in a state-contracted MCO (managed care organization) or assigned to the [Pharmacy Services Lock-In Program](#).

Topic #248

General Information

Members are entitled to certain rights per [DHS 103](#), Wis. Admin. Code.

Topic #250

Notification of Discontinued Benefits

When the DHS (Department of Health Services) intends to discontinue, suspend, or reduce a member's benefits, or reduce or eliminate coverage of services for a general class of members, the DHS sends a written notice to members. This notice is required to be provided at least 10 days before the effective date of the action.

Topic #252

Prompt Decisions on Enrollment

Individuals applying for BadgerCare Plus or Wisconsin Medicaid have the right to prompt decisions on their applications. Enrollment decisions are made within 60 days of the date the application was signed for those with disabilities and within 30 days for all other applicants.

Topic #254

Requesting Retroactive Enrollment

An applicant has the right to request [retroactive enrollment](#) when applying for BadgerCare Plus or Wisconsin Medicaid. Enrollment may be backdated to the first of the month three months prior to the date of application for eligible members. Retroactive enrollment does not apply to QMB-Only (Qualified Medicare Beneficiary-Only) members.

Identification Cards

Topic #266

ForwardHealth Identification Cards

Each enrolled member receives an identification card. Possession of a program identification card does not guarantee enrollment. It is possible that a member will present a card during a lapse in enrollment; therefore, it is essential that providers verify enrollment before providing services. Members are told to keep their cards even though they may have lapses in enrollment.

ForwardHealth Identification Card Features

The [ForwardHealth identification card](#) includes the member's name, 10-digit member ID, magnetic stripe, signature panel, and the Member Services telephone number. The card also has a unique, 16-digit card number on the front for internal program use.

The ForwardHealth card does not need to be signed to be valid; however, adult members are encouraged to sign their cards. Providers may use the signature as another means of identification.

The toll-free number on the back of each of the cards is for member use only. The address on the back of each card is used to return a lost card to ForwardHealth if it is found.

If a provider finds discrepancies with the identification number or name between what is indicated on the ForwardHealth card and the provider's file, the provider should verify enrollment with Wisconsin's EVS (Enrollment Verification System).

Identification Number Changes

Some providers may question whether services should be provided if a member's 10-digit identification number on his or her ForwardHealth card does not match the EVS response. If the EVS indicates the member is enrolled, services should be provided.

A member's identification number may change, and the EVS will reflect that change. However, ForwardHealth does not automatically send a replacement ForwardHealth card with the new identification number to the member. ForwardHealth cross-references the old and new identification numbers so a provider may submit claims with either number. The member may request a replacement ForwardHealth card that indicates the new number.

Member Name Changes

If a member's name on the ForwardHealth card is different than the response given from Wisconsin's EVS, providers should use the name from the EVS response. When a name change is reported and on file, a new card will automatically be sent to the member.

Deactivated Cards

When any member identification card has been replaced for any reason, the previous identification card is deactivated. If a member presents a deactivated card, providers should encourage the member to discard the deactivated card and use only the new card.

Although a member identification card may be deactivated, the member ID is valid and the member still may be enrolled in a ForwardHealth program.

If a provider swipes a ForwardHealth card using a magnetic stripe card reader and finds that it has been deactivated, the provider may request a second form of identification if he or she does not know the member. After the member's identity has been verified, providers may verify a member's enrollment by using one of the EVS methods such as [AVR \(Automated Voice Response\)](#).

Defective Cards

If a provider uses a card reader for a ForwardHealth card and the magnetic stripe is defective, the provider should encourage the member to call Member Services at the number listed on the back of the member's card to request a new card.

If a member presents a ForwardHealth card with a defective magnetic stripe, providers may verify the member's enrollment by using an alternate enrollment verification method. Providers may also verify a member's enrollment by entering the member ID or 16-digit card number on a touch pad, if available, or by calling [WiCall](#) or [Provider Services](#).

Lost Cards

If a member needs a replacement ForwardHealth card, he or she may call Member Services to request a new one.

If a member lost his or her ForwardHealth card or never received one, the member may call [Member Services](#) to request a new one.

Managed Care Organization Enrollment Changes

Members do not receive a new ForwardHealth card if they are enrolled in a state-contracted MCO (managed care organization) or change from one MCO to another. Providers should verify enrollment with the EVS every time they see a member to ensure they have the most current managed care enrollment information.

Sample ForwardHealth Identification Card



Topic #268

Temporary Enrollment for Family Planning Only Services Identification Cards

Qualified providers may issue white paper TE (Temporary Enrollment) for Family Planning Only Services identification cards for members to use temporarily until they receive a ForwardHealth identification card. The identification card is included with the TE for Family Planning Only Services Application (F-10119).

The TE for Family Planning Only Services identification cards have the following message printed on them: "Temporary Identification Card for Temporary Enrollment for Family Planning Only Services." Providers should accept the white TE for Family Planning Only Services identification cards as proof of enrollment for the dates provided on the cards and are encouraged to keep a photocopy of the card.

Topic #267

Temporary Express Enrollment Cards

There are two types of temporary EE (Express Enrollment) identification cards. One is issued for pregnant women and the other for children that are enrolled in BadgerCare Plus through EE. The EE cards are valid for 14 days. [Samples of temporary EE cards](#) for children and pregnant women are available.

Providers may assist pregnant women with filling out an application for temporary ambulatory prenatal care benefits through the online EE process. EE identification cards are included on the bottom portion of the enrollment notice that is printed out and provided to the member after the online enrollment process is completed.

The paper application may also be used to apply for temporary ambulatory prenatal benefits for pregnant women. A beige paper identification card is attached to the last page of the application and provided to the woman after she completes the enrollment process.

The online EE process is also available for adults to apply for full BadgerCare Plus benefits for children. EE identification cards are included on the bottom portion of the enrollment notice that is printed out and provided to the member after the online enrollment process is completed. This temporary identification card is different, since providers may see more than one child listed if multiple children in one household are enrolled through EE. However, each child will receive his or her own ForwardHealth card after the application is submitted.

Each member who is enrolled through EE will receive a ForwardHealth card usually within three business days after the EE application is submitted and approved. To ensure children and pregnant women receive needed services in a timely manner, providers should accept the printed paper EE cards for children and either the printed paper EE card or the beige identification cards for pregnant women as proof of enrollment for the dates provided on the cards. Providers may use Wisconsin's EVS (Enrollment Verification System) to verify enrollment for DOS (dates of service) after those printed on the card. Providers are encouraged to keep a photocopy of the card.

Sample Express Enrollment Cards

Which benefit?	Status of your benefits?
 <p>BadgerCare Plus temporary enrollment for pregnant women</p>	<p>You applied for BadgerCare Plus Express Enrollment on 06/26/2008. You are temporarily enrolled in BadgerCare Plus for outpatient pregnancy-related services. Your enrollment will end on or before 07/31/2008. To learn more, see your Rights and Responsibilities.</p> <p>To get regular BadgerCare Plus or Wisconsin Medicaid, you must apply online, by mail or in person:</p> <ul style="list-style-type: none"> Online at http://access.wi.gov By mail or in person at: Dane County Job Center 1819 Aberg Ave. Madison, WI 53704 (608) 242-7400

To learn more, see your Rights and Responsibilities.

<p>To the Provider</p> <p>The individual listed has been temporarily enrolled through BadgerCare Plus Express Enrollment in accordance with Wis. Stat. s. 49.471. This card entitles this individual to receive pregnancy related outpatient care including pharmacy services through BadgerCare Plus from any certified BadgerCare Plus provider for the period specified on this card. (See card effective dates.) For additional information, call Provider Services at (800) 947-9627 or see the All Provider Handbook.</p> <p>NOTE:</p> <p>It is important to provide services when this card is presented. Providers who render services based on the enrollment dates on this card will receive payment for those services as long as other reimbursement requirements are met. All policies regarding covered services apply during the temporary enrollment period, including the prohibition against billing recipients. Refer to the All Provider Handbook for further information regarding this temporary ID card. Providers are encouraged to keep a photocopy of this card.</p>	<p>WISCONSIN DEPARTMENT OF HEALTH AND FAMILY SERVICES</p> <p>IDENTIFICATION CARD FOR TEMPORARY ENROLLMENT IN BADGERCARE PLUS FOR PREGNANT WOMEN</p>  <p>Name: Jane Smith ID Number: 0454782131</p> <p>Effective Dates: 06/26/2008- 07/31/2008</p>
--	---

Which benefit?	Status of your benefits?
 <p>BadgerCare Plus temporary enrollment for children</p>	<p>You applied for BadgerCare Plus Express Enrollment on 06/26/2008. The following individual(s) is/are temporarily enrolled in BadgerCare Plus:</p> <ul style="list-style-type: none"> Joe Smith Sara Smith <p>This temporary enrollment will end on or before 07/31/2008. To learn more, see your Rights and Responsibilities. In order to continue receiving BadgerCare Plus you must apply through one of the following methods:</p> <ul style="list-style-type: none"> Online at http://access.wi.gov By mail or in person at: Dane County Job Center 1819 Aberg Ave. Madison, WI 53704 (608) 242-7400

To learn more, see your Rights and Responsibilities.

<p>To the Provider</p> <p>The children listed have been temporarily enrolled through BadgerCare Plus Express Enrollment in accordance with Wis. Stat. s. 49.471. This card entitles this individual to receive services through BadgerCare Plus from any certified BadgerCare Plus provider for the period specified on this card. (See card effective dates.) For additional information, call Provider Services at (800) 947-9627 or see the All Provider Handbook.</p> <p>NOTE:</p> <p>It is important to provide services when this card is presented. Providers who render services based on the enrollment dates on this card will receive payment for those services as long as other reimbursement requirements are met. All policies regarding covered services apply during the temporary enrollment period, including the prohibition against billing recipients. Refer to the All Provider Handbook for further information regarding this temporary ID card. Providers are encouraged to keep a photocopy of this card.</p>	<p>WISCONSIN DEPARTMENT OF HEALTH AND FAMILY SERVICES</p> <p>IDENTIFICATION CARD FOR TEMPORARY ENROLLMENT IN BADGERCARE PLUS FOR CHILDREN</p>  <table> <tr> <td>Name:</td> <td>ID Number:</td> </tr> <tr> <td>Joe Smith</td> <td>0321434543</td> </tr> <tr> <td>Sara Smith</td> <td>0787451231</td> </tr> </table> <p>Effective Dates: 06/26/2008- 07/31/2008</p>	Name:	ID Number:	Joe Smith	0321434543	Sara Smith	0787451231
Name:	ID Number:						
Joe Smith	0321434543						
Sara Smith	0787451231						

Topic #1435

Types of Identification Cards

ForwardHealth members receive an identification card upon initial eligibility determination. Identification cards may be in any of the following formats:

- White plastic ForwardHealth cards.
- White plastic SeniorCare cards.
- Paper printout temporary card for EE (Express Enrollment) for children.
- Paper printout temporary card for EE for pregnant women.
- Beige paper temporary card for EE for pregnant women.
- White paper TE (Temporary Enrollment) for Family Planning Only Services cards.

Misuse and Abuse of Benefits

Topic #271

Examples of Member Abuse or Misuse

Examples of member abuse or misuse are included in [DHS 104.02\(5\)](#), Wis. Admin. Code.

Topic #274

Pharmacy Services Lock-In Program

Overview of the Pharmacy Services Lock-In Program

The purpose of the Pharmacy Services Lock-In Program is to coordinate the provision of health care services for members who abuse or misuse Medicaid, BadgerCare Plus, or SeniorCare benefits by seeking duplicate or medically unnecessary services, particularly for controlled substances. The Pharmacy Services Lock-In Program focuses on the abuse or misuse of prescription benefits for controlled substances. Abuse or misuse is defined under Recipient Duties in [DHS 104.02](#), Wis. Admin. Code.

Coordination of member health care services is intended to:

- Curb the abuse or misuse of controlled substance medications.
- Improve the quality of care for a member.
- Reduce unnecessary physician utilization.

The Pharmacy Services Lock-In Program focuses on the abuse or misuse of prescription benefits for controlled substances. Abuse or misuse is defined under Recipient Duties in [DHS 104.02](#), Wis. Admin. Code. The abuse and misuse definition includes:

- Not duplicating or altering prescriptions.
- Not feigning illness, using false pretense, providing incorrect enrollment status, or providing false information to obtain service.
- Not seeking duplicate care from more than one provider for the same or similar condition.
- Not seeking medical care that is excessive or not medically necessary.

The Pharmacy Services Lock-In Program applies to members in fee-for-service as well as members enrolled in Medicaid SSI (Supplemental Security Income) HMOs (health maintenance organizations) and BadgerCare Plus HMOs. Members remain enrolled in the Pharmacy Services Lock-In Program for two years and are continuously monitored for their prescription drug usage. At the end of the two-year enrollment period, an assessment is made to determine if the member should continue enrollment in the Pharmacy Services Lock-In Program.

Members enrolled in the Pharmacy Services Lock-In Program will be locked into one pharmacy where prescriptions for restricted medications must be filled and one prescriber who will prescribe restricted medications. [Restricted medications](#) are most controlled substances, carisoprodol, and tramadol. Referrals will be required only for restricted medication services.

Fee-for-service members enrolled in the Pharmacy Services Lock-In Program may choose physicians and pharmacy providers from whom to receive prescriptions and medical services not related to restricted medications. Members enrolled in an HMO must comply with the HMO's policies regarding care that is not related to restricted medications.

Referrals of members as candidates for lock-in are received from retrospective DUR (Drug Utilization Review), physicians, pharmacists, other providers, and through automated surveillance methods. Once a referral is received, six months of pharmacy claims and diagnoses data are reviewed. A recommendation for one of the following courses of action is then made:

- No further action.
- Send an intervention letter to the physician.
- Send a warning letter to the member.
- Enroll the member in the Pharmacy Services Lock-In Program.

Medicaid, BadgerCare Plus, and SeniorCare members who are candidates for enrollment in the Pharmacy Services Lock-In Program are sent a letter of intent, which explains the restriction that will be applied, how to designate a primary prescriber and a pharmacy, and how to request a hearing if they wish to contest the decision for enrollment (i.e., due process). If a member fails to designate providers, the Pharmacy Services Lock-In Program may assign providers based on claims' history. In the letter of intent, members are also informed that access to emergency care is not restricted.

Letters of notification are sent to the member and to the lock-in primary prescriber and pharmacy. Providers may designate alternate prescribers or pharmacies for restricted medications, as appropriate. Members remain in the Pharmacy Services Lock-In Program for two years. The primary lock-in prescriber and pharmacy may make referrals for specialist care or for care that they are otherwise unable to provide (e.g., home infusion services). The member's utilization of services is reviewed prior to release from the Pharmacy Services Lock-In Program, and lock-in providers are notified of the member's release date.

Excluded Drugs

The following scheduled drugs will be excluded from monitoring by the Pharmacy Services Lock-In Program:

- Anabolic steroids.
- Barbiturates used for seizure control.
- Lyrica[®].
- Provigil[®] and Nuvigil[®].
- Weight loss drugs.

Pharmacy Services Lock-In Program Administrator

The Pharmacy Services Lock-In Program is administered by HID (Health Information Designs, Inc.). HID may be contacted by telephone at (800) 225-6998, extension 3045, by fax at (800) 881-5573, or by mail at the following address:

Pharmacy Services Lock-In Program
c/o Health Information Designs
391 Industry Dr
Auburn AL 36832

Pharmacy Services Lock-In Prescribers Are Required to Be Enrolled in Wisconsin Medicaid

To prescribe restricted medications for Pharmacy Services Lock-In Program members, prescribers are required to be [enrolled in Wisconsin Medicaid](#). Enrollment for the Pharmacy Services Lock-In Program is not separate from enrollment in Wisconsin Medicaid.

Role of the Lock-In Prescriber and Pharmacy Provider

The Lock-In prescriber determines what restricted medications are medically necessary for the member, prescribes those

medications using his or her professional discretion, and designates an alternate prescriber if needed. If the member requires an alternate prescriber to prescribe restricted medications, the primary prescriber should complete the [Pharmacy Services Lock-In Program Designation of Alternate Prescriber for Restricted Medication Services \(F-11183 \(12/10\)\)](#) form and return it to the Pharmacy Services Lock-In Program and to the member's HMO, if applicable.

To coordinate the provision of medications, the Lock-In prescriber may also contact the Lock-In pharmacy to give the pharmacist(s) guidelines as to which medications should be filled for the member and from whom. The primary Lock-In prescriber should also coordinate the provision of medications with any other prescribers he or she has designated for the member.

The Lock-In pharmacy fills prescriptions for restricted medications that have been written by the member's Lock-In prescriber(s) and works with the Lock-In prescriber(s) to ensure the member's drug regimen is consistent with the overall care plan. The Lock-In pharmacy may fill prescriptions for medications from prescribers other than the Lock-In prescriber only for medications not on the list of restricted medications. If a pharmacy claim for a restricted medication is submitted from a provider who is not a designated Lock-In prescriber, the claim will be denied.

Designated Lock-In Pharmacies

The Pharmacy Services Lock-In Program pharmacy fills prescriptions for restricted medications that have been written by the member's Lock-In prescriber(s) and works with the Lock-In prescriber(s) to ensure the member's drug regimen is consistent with the overall care plan. The Lock-In pharmacy may fill prescriptions for medications from prescribers other than the Lock-In prescriber only for medications not on the list of restricted medications. If a pharmacy claim for a restricted medication is submitted from a provider who is not a designated Lock-In prescriber, the claim will be denied.

Alternate Providers for Members Enrolled in the Pharmacy Services Lock-In Program

Members enrolled in the Pharmacy Services Lock-In Program do not have to visit their Lock-In prescriber to receive medical services unless an HMO requires a primary care visit. Members may see other providers to receive medical services; however, other providers cannot prescribe restricted medications for Pharmacy Services Lock-In Program members unless specifically designated to do so by the primary Lock-In prescriber. For example, if a member sees a cardiologist, the cardiologist may prescribe a statin for the member, but the cardiologist may not prescribe restricted medications unless he or she has been designated by the Lock-In prescriber as an alternate provider.

A referral to an alternate provider for a Pharmacy Services Lock-In Program member is necessary only when the member needs to obtain a prescription for a restricted medication from a provider other than his or her Lock-In prescriber or Lock-In pharmacy.

If the member requires alternate prescribers to prescribe restricted medications, the primary Lock-In prescriber is required to complete the Pharmacy Services Lock-In Program Designation of Alternate Prescriber for Restricted Medication Services form. Referrals for fee-for-service members must be on file with the Pharmacy Services Lock-In Program. Referrals for HMO members must be on file with the Pharmacy Service Lock-In Program and the member's HMO.

Designated alternate prescribers are required to be enrolled in Wisconsin Medicaid.

Claims from Providers Who Are Not Designated Pharmacy Services Lock-In Providers

If the member brings a prescription for a restricted medication from a non-Lock-In prescriber to the designated Lock-In pharmacy, the pharmacy provider cannot fill the prescription.

If a pharmacy claim for a restricted medication is submitted from a provider who is not the designated Lock-In prescriber, alternate prescriber, Lock-In pharmacy, or alternate pharmacy, the claim will be denied. If a claim is denied because the

prescription is not from a designated Lock-In prescriber, the Lock-In pharmacy provider cannot dispense the drug or collect a cash payment from the member because the service is a nonreimbursable service. However, the Lock-In pharmacy provider may contact the Lock-In prescriber to request a new prescription for the drug, if appropriate.

To determine if a provider is on file with the Pharmacy Services Lock-In Program, the Lock-In pharmacy provider may do one of the following:

- Speak to the member.
- Call HID.
- Call Provider Services.
- Use the ForwardHealth Portal.

Claims are not reimbursable if the designated Lock-In prescriber, alternate Lock-In prescriber, Lock-In pharmacy, or alternate Lock-In pharmacy provider is not on file with the Pharmacy Services Lock-In Program.

For More Information

Providers may call HID with questions about the Pharmacy Services Lock-In Program. Pharmacy providers may also refer to the list of restricted medications data table or call Provider Services with questions about the following:

- Drugs that are restricted for Pharmacy Services Lock-In Program members.
- A member's enrollment in the Pharmacy Services Lock-In program.
- A member's designated Lock-In prescriber or Lock-In pharmacy.

Topic #273

Providers May Refuse to Provide Services

Providers may refuse to provide services to a BadgerCare Plus or Medicaid member in situations when there is reason to believe that the person presenting the ForwardHealth identification card is misusing or abusing it.

Members who abuse or misuse BadgerCare Plus or Wisconsin Medicaid benefits or their ForwardHealth card may have their benefits terminated or be subject to limitations under the [Pharmacy Services Lock-In Program](#) or to criminal prosecution.

Topic #275

Requesting Additional Proof of Identity

Providers may request additional proof of identity from a member if they suspect fraudulent use of a ForwardHealth identification card. If another form of identification is not available, providers can compare a person's signature with the signature on the back of the ForwardHealth identification card if it is signed. (Adult members are encouraged to sign the back of their cards; however, it is not mandatory for members to do so.)

Verifying member identity, as well as enrollment, can help providers detect instances of fraudulent ForwardHealth card use.

Special Enrollment Circumstances

Topic #276

Medicaid Members from Other States

Wisconsin Medicaid does not pay for services provided to members enrolled in other state Medicaid programs. Providers are advised to contact [other state Medicaid programs](#) to determine whether the service sought is a covered service under that state's Medicaid program.

Topic #279

Members Traveling Out of State

When a member travels out of state but is within the United States (including its territories), Canada, or Mexico, BadgerCare Plus and Wisconsin Medicaid cover medical services in any of the following circumstances:

- An emergency illness or accident.
- When the member's health would be endangered if treatment were postponed.
- When the member's health would be endangered if travel to Wisconsin were undertaken.
- When PA (prior authorization) has been granted to the out-of-state provider for provision of a nonemergency service.
- When there are coinsurance, copayment, or deductible amounts remaining after Medicare payment or approval for dual eligibles.

Note: Some providers located in a state that borders Wisconsin may be Wisconsin Medicaid enrolled as a [border-status provider](#) if the provider notifies ForwardHealth in writing that it is common practice for members in a particular area of Wisconsin to seek his or her medical services. Border-status providers follow the same policies as Wisconsin providers.

Topic #277

Non-U.S. Citizens — Emergency Services

Certain non-U.S. citizens who are not qualified aliens are eligible for services only in cases of acute emergency medical conditions. Providers should use the appropriate diagnosis code to document the nature of the emergency.

An emergency medical condition is a medical condition manifesting itself by acute symptoms of such severity that one could reasonably expect the absence of immediate medical attention to result in the following:

- Placing the person's health in serious jeopardy.
- Serious impairment to bodily functions.
- Serious dysfunction of any bodily organ or part.

Due to federal regulations, BadgerCare Plus and Wisconsin Medicaid do not cover services for non-U.S. citizens who are not qualified aliens related to routine prenatal or postpartum care, major organ transplants (e.g., heart, liver), or ongoing treatment for chronic conditions where there is no evidence of an acute emergent state. For the purposes of this policy, all labor and delivery is considered an emergency service.

Note: Babies born to certain non-qualifying immigrants are eligible for Medicaid enrollment under the CEN (continuously eligible newborn) option. However, babies born to women with incomes over 300 percent of the FPL (Federal Poverty Level) are not eligible for CEN status. The baby may still qualify for BadgerCare Plus. These mothers should report the birth to the local agencies within ten calendar days.

A provider who gives emergency care to a non-U.S. citizen should refer him or her to the local county or tribal agency or ForwardHealth outpost site for a determination of BadgerCare Plus enrollment. Providers may complete the [Certification of Emergency for Non-U.S. Citizens \(F-1162 \(02/09\)\)](#) form for clients to take to the local county or tribal agency in their county of residence where the BadgerCare Plus enrollment decision is made.

Providers should be aware that a client's enrollment does not guarantee that the services provided will be reimbursed by BadgerCare Plus.

Topic #278

Persons Detained by Legal Process

Most individuals detained by legal process are *not* eligible for BadgerCare Plus or Wisconsin Medicaid benefits.

Note: "Detained by legal process" means a person who is incarcerated (including some Huber Law prisoners) because of law violation or alleged law violation, which includes misdemeanors, felonies, delinquent acts, and day-release prisoners.

Pregnant women detained by legal process who qualify for the [BadgerCare Plus Prenatal Program](#) and state prison inmates who qualify for Wisconsin Medicaid or BadgerCare Plus during inpatient hospital stays may receive certain benefits. Additionally, inmates of county jails admitted to a hospital for inpatient services who are expected to remain in the hospital for 24 hours or more will be eligible for PE (presumptive eligibility) determinations for BadgerCare Plus by qualified hospitals. Refer to the Presumptive Eligibility chapter of either the [Inpatient](#) or [Outpatient](#) Hospital service area for more information on the PE determination process.

The DOC (Department of Corrections) oversees health care-related needs for individuals detained by legal process who do not qualify for the BadgerCare Plus Prenatal Program or for state prison inmates who do not qualify for Wisconsin Medicaid or BadgerCare Plus during an inpatient hospital stay.

Topic #280

Retroactive Enrollment

Retroactive enrollment occurs when an individual has applied for BadgerCare Plus or Medicaid and enrollment is granted with an effective date prior to the date the enrollment determination was made. A member's enrollment may be backdated to allow retroactive coverage for medical bills incurred prior to the date of application.

The retroactive enrollment period may be backdated up to three months prior to the month of application if all enrollment requirements were met during the period. Enrollment may be backdated more than three months if there were delays in determining enrollment or if court orders, fair hearings, or appeals were involved.

Reimbursing Members in Cases of Retroactive Enrollment

When a member receives retroactive enrollment, he or she has the right to request the return of payments made to a Medicaid-enrolled provider for a covered service during the period of retroactive enrollment, according to [DHS 104.01\(11\)](#), Wis. Admin. Code. A Medicaid-enrolled provider is required to submit claims to ForwardHealth for covered services provided to a member during periods of retroactive enrollment. Medicaid cannot directly refund the member.

If a service(s) that requires PA (prior authorization) was performed during the member's period of retroactive enrollment, the provider is required to submit a PA request and receive approval from ForwardHealth *before* submitting a claim.

If a provider receives reimbursement from Medicaid for services provided to a retroactively enrolled member and the member has paid for the service, the provider is required to reimburse the member or authorized person acting on behalf of the member (e.g., local General Relief agency) the full amount that the member paid for the service.

If a claim cannot be filed within 365 days of the DOS (date of service) due to a delay in the determination of a member's retroactive enrollment, the provider is required to submit the claim to Timely Filing within 180 days of the date the retroactive enrollment is entered into Wisconsin's EVS (Enrollment Verification System) (if the services provided during the period of retroactive enrollment were covered).

Topic #281

Spenddown to Meet Financial Enrollment Requirements

Occasionally, an individual with significant medical bills meets all enrollment requirements except those pertaining to income. These individuals are required to "spenddown" their income to meet financial enrollment requirements.

The certifying agency calculates the individual's spenddown (or deductible) amount, tracks all medical costs the individual incurs, and determines when the medical costs have satisfied the spenddown amount. (A payment for a medical service does not have to be made by the individual to be counted toward satisfying the spenddown amount.)

When the individual meets the spenddown amount, the certifying agency notifies ForwardHealth and the provider of the last service that the individual is eligible beginning on the date that the spenddown amount was satisfied.

If the individual's last medical bill is greater than the amount needed to satisfy the spenddown amount, the certifying agency notifies the affected provider by indicating the following:

- The individual is eligible for benefits as of the DOS (date of service) on the last bill.
- A claim for the service(s) on the last bill should be submitted to ForwardHealth. (The claim should indicate the full cost of the service.)
- The portion of the last bill that the individual must pay to the provider.

The certifying agency also informs ForwardHealth of the individual's enrollment and identifies the following:

- The DOS of the final charges counted toward satisfying the spenddown amount.
- The provider number of the provider of the last service.
- The spenddown amount remaining to be satisfied.

When the provider submits the claim, the spenddown amount will automatically be deducted from the provider's reimbursement for the claim. The spenddown amount is indicated in the Member's Share element on the [Medicaid Remaining Deductible Update \(F-10109 \(02/14\)\)](#) form sent to providers by the member's certifying agency. The provider's reimbursement is then reduced by the amount of the member's obligation.

Provider Enrollment and Ongoing Responsibilities

6

Archive Date:10/01/2014

Provider Enrollment and Ongoing Responsibilities:Documentation

Topic #6277

1099 Miscellaneous Forms

ForwardHealth generates the 1099 Miscellaneous form in January of each year for earnings greater than \$600.00, per IRS (Internal Revenue Service) regulations. One 1099 Miscellaneous form per financial payer and per tax identification number is generated, regardless of how many provider IDs or NPIs (National Provider Identifier) share the same tax identification number. For example, a provider who conducts business with both Medicaid and WCDP (Wisconsin Chronic Disease Program) will receive separate 1099 Miscellaneous forms for each program.

The 1099 Miscellaneous forms are sent to the address designated as the "1099 mailing address."

Topic #1640

Availability of Records to Authorized Personnel

The DHS (Department of Health Services) has the right to inspect, review, audit, and reproduce provider records pursuant to [DHS 106.02\(9\)\(e\)](#), Wis. Admin. Code. The DHS periodically requests provider records for compliance audits to match information against ForwardHealth's information on paid claims, PA (prior authorization) requests, and enrollment. These records include, but are not limited to, medical/clinical and financial documents. Providers are obligated to ensure that the records are released to an authorized DHS staff member(s).

Wisconsin Medicaid reimburses providers \$0.06 per page for the cost of reproducing records requested by the DHS to conduct a compliance audit. A letter of request for records from the DHS will be sent to a provider when records are required.

Reimbursement is not made for other reproduction costs included in the provider agreement between the DHS and a provider, such as reproduction costs for submitting PA requests and claims.

Also, state-contracted MCOs (managed care organizations), including HMOs (health maintenance organizations) and SSI (Supplemental Security Income) HMOs, are not reimbursed for the reproduction costs covered in their contract with the DHS.

The reproduction of records requested by the PRO (Peer Review Organization) under contract with the DHS is reimbursed at a rate established by the PRO.

Topic #1828

Certification of Need for Specialized Medical Vehicle Transportation Form

All SMV (specialized medical vehicle) trips require a completed [Certification of Need for Specialized Medical Vehicle Transportation \(F-1197 \(06/09\)\)](#) form, including nursing home and hospital discharge trips. The Certification of Need for Specialized Medical Vehicle Transportation form is used to verify that, in the judgment of a medical professional, the member being transported by SMV truly requires SMV transportation and cannot safely travel by common carrier.

It is the member's responsibility to provide the SMV provider with a copy of the Certification of Need for Specialized Medical Vehicle Transportation form. To help explain this responsibility to members, SMV providers may photocopy and distribute a [letter of explanation \(F-1304\)](#) to each member.

Form Completion and Maintenance

In order for Wisconsin Medicaid to reimburse SMV providers for services, the providers are required to maintain a completed Certification of Need for Specialized Medical Vehicle Transportation form in their records for each member transported. A completed Certification of Need for Specialized Medical Vehicle Transportation form is required to be in the member's file within 14 working days after the date it is signed and before any claim is submitted ([DHS 107.23\[1\]\[c\]2](#) and [3](#), Wis. Admin. Code).

The form requires a signature from one of the following medical care providers:

- Nurse midwife.
- Nurse practitioner.
- Physician assistant.
- Physician.

The medical care provider may approve SMV transportation by telephone. In cases of telephone approval, [DHS 107.23\(3\)\(b\)1](#), Wis. Admin. Code, requires that the SMV provider obtain a completed Certification of Need for Specialized Medical Vehicle Transportation form by whichever of the following deadlines comes first:

- Within 10 working days of the medical provider's telephone approval for SMV service.
- Prior to submitting a claim for the SMV service.

Topic #200

Confidentiality and Proper Disposal of Records

ForwardHealth supports member rights regarding the confidentiality of health care and other related records, including an applicant or member's billing information or medical claim records. An applicant or member has a right to have this information safeguarded, and the provider is obligated to protect that right. Use or disclosure of any information concerning an applicant or member (including an applicant or member's billing information or medical claim records) for any purpose not connected with program administration is prohibited unless authorized by the applicant or member (program administration includes contacts with third-party payers that are necessary for pursuing third-party payment and the release of information as ordered by the court).

Federal HIPAA (Health Insurance Portability and Accountability Act of 1996) Privacy and Security regulations establish requirements regarding the confidentiality and proper disposal of health care and related records containing PHI (protected health information). These requirements apply to all providers (who are considered "covered entities") and their business associates who create, retain, and dispose of such records.

For providers and their business partners who are not subject to HIPAA, Wisconsin confidentiality laws have similar requirements pertaining to proper disposal of health care and related records.

HIPAA Privacy and Security Regulations

Definition of Protected Health Information

As defined in the HIPAA privacy and security regulations, PHI is protected health information (including demographic information) that:

- Is created, received, maintained, or transmitted in any form or media.
- Relates to the past, present, or future physical or mental health or condition of an individual, the provision of health care to an individual, or the payment for the provision of health care to an individual.
- Identifies the individual or provides a reasonable basis to believe that it can be used to identify the individual.

A member's name combined with his or her member identification number or Social Security number is an example of PHI.

Requirements Regarding "Unsecured" Protected Health Information

Title XIII of the American Recovery and Reinvestment Act of 2009 (also known as the HITECH (Health Information Technology for Economic and Clinical Health) Act) included a provision that significantly expanded the scope, penalties, and compliance challenges of HIPAA. This provision imposes new requirements on covered entities and their business associates to notify patients, the federal government, and the media of breaches of "unsecured" PHI (refer to 45 CFR Parts 160 and 164 and s. 13402 of the HITECH Act).

Unsecured PHI is PHI that has not been rendered unusable, unreadable, or indecipherable to unauthorized individuals through the use of physical destruction approved by the HHS (U.S. Department of Health and Human Services). According to the HHS, destruction is the only acceptable method for rendering PHI unusable, unreadable, or indecipherable.

As defined by federal law, unsecured PHI includes information in *any* medium, not just electronic data.

Actions Required for Proper Disposal of Records

Under the HIPAA privacy and security regulations, health care and related records containing PHI must be disposed of in such a manner that they cannot be reconstructed. This includes ensuring that the PHI is secured (i.e., rendered unusable, unreadable, or indecipherable) prior to disposal of the records.

To secure PHI, providers and their business associates are required to use one of the following destruction methods approved by the HHS:

- Paper, film, labels, or other hard copy media should be shredded or destroyed such that the PHI cannot be read or otherwise reconstructed.
- Electronic media should be cleared, purged, or destroyed such that the PHI cannot be retrieved according to National Institute of Standards and Technology Special Publication 800-88, Guidelines for Media Sanitization, which can be found on the [NIST \(National Institute of Standards and Technology\) Web site](#).

For more information regarding securing PHI, providers may refer to [Health Information Privacy](#) on the HHS Web site.

Wisconsin Confidentiality Laws

[Section 134.97](#), Wis. Stats., requires providers and their business partners who are not subject to HIPAA regulations to comply with Wisconsin confidentiality laws pertaining to the disposal of health care and related records containing PHI.

[Section 146.836](#), Wis. Stats., specifies that the requirements apply to "all patient health care records, including those on which written, drawn, printed, spoken, visual, electromagnetic or digital information is recorded or preserved, regardless of physical form or characteristics." Paper *and* electronic records are subject to Wisconsin confidentiality laws.

"Personally Identifiable Data" Protected

According to [s.134.97\(1\)\(e\)](#), Wis. Stats., the types of records protected are those containing "personally identifiable data."

As defined by the law, personally identifiable data is information about an individual's medical condition that is not considered to

be public knowledge. This may include account numbers, customer numbers, and account balances.

Actions Required for Proper Disposal of Records

Health care and related records containing personally identifiable data must be disposed of in such a manner that no unauthorized person can access the personal information. For the period of time between a record's disposal and its destruction, providers and their business partners are required to take actions that they reasonably believe will ensure that no unauthorized person will have access to the personally identifiable data contained in the record.

Businesses Affected

Sections [134.97](#) and [134.98](#), Wis. Stats., governing the proper disposal of health care and related records, apply to medical businesses as well as financial institutions and tax preparation businesses. For the purposes of these requirements, a medical business is any for-profit or nonprofit organization or enterprise that possesses information — other than personnel records — relating to a person's physical or mental health, medical history, or medical treatment. Medical businesses include sole proprietorships, partnerships, firms, business trusts, joint ventures, syndicates, corporations, limited liability companies, or associates.

Continuing Responsibilities for All Providers After Ending Participation

Ending participation in a ForwardHealth program does not end a provider's responsibility to protect the confidentiality of health care and related records containing PHI.

Providers who no longer participate in a ForwardHealth program are responsible for ensuring that they and their business associates/partners continue to comply with all federal and state laws regarding protecting the confidentiality of members' PHI. Once record retention requirements expire, records must be disposed of in such a manner that they cannot be reconstructed — according to federal and state regulations — in order to avoid penalties.

All ForwardHealth providers and their business associates/partners who cease practice or go out of business should ensure that they have policies and procedures in place to protect all health care and related records from any unauthorized disclosure and use.

Penalties for Violations

Any covered entity provider or provider's business associate who violates federal HIPAA regulations regarding the confidentiality and proper disposal of health care and related records may be subject to criminal and/or civil penalties, including any or all of the following:

- Fines up to \$1.5 million per calendar year.
- Jail time.
- Federal HHS Office of Civil Rights enforcement actions.

For entities not subject to HIPAA, [s.134.97\(4\)](#), Wis. Stats., imposes penalties for violations of confidentiality laws. Any provider or provider's business partner who violates Wisconsin confidentiality laws may be subject to fines up to \$1,000 per incident or occurrence.

For more specific information on the penalties for violations related to members' health care records, providers should refer to s. 13410(d) of the HITECH Act, which amends 42 USC s. 1320d-5, and [s. 134.97\(3\)](#), [\(4\)](#) and [146.84](#), Wis. Stats.

Topic #201

Financial Records

According to [DHS 106.02\(9\)\(c\)](#), Wis. Admin. Code, a provider is required to maintain certain financial records in written or electronic form.

Topic #1824

Maintaining Required Information

SMV (specialized medical vehicle) providers are required to maintain the following information:

- Necessity for SMV transportation.
- Trip information.
- Vehicle information.
- Driver information.
- Company name and/or address.

Wisconsin Medicaid may recoup payment if providers fail to maintain adequate records to support each claim.

Necessity for Specialized Medical Vehicle Transportation

To document the necessity for SMV transportation, providers are required to maintain a copy of the member's [Certification of Need for Specialized Medical Vehicle Transportation \(F-1197 \(06/09\)\)](#) form. The form must be completely filled out and signed by a nurse midwife, nurse practitioner, physician, or physician assistant.

Trip Information

Providers are required to maintain documentation of every transport, including the following:

- DOS (date of service).
- Driver's name.
- Name and member identification number of each member carried.
- VIN (vehicle identification number).
- A statement from the member's nurse midwife, nurse practitioner, physician, or physician assistant about the appropriateness of the additional attendant, cot, or stretcher (if additional attendant, cot, or stretcher are needed).
- Names of additional attendants (if additional attendants are used).
- Beginning and ending times for waiting time and total amount of waiting time (if waiting time occurs).
- Full odometer readings (to the tenth of a mile) from the beginning and end of the trip.
- Pick-up and drop-off addresses and times.
- The type of facility to which the member is transported or the reason for the trip.

Vehicle Information

Providers are required to maintain the following vehicle information:

- Documentation showing that an assigned driver or mechanic has inspected each vehicle at least every seven days to ensure proper functioning of the vehicle ([DHS 105.39\[2\]\[b\]](#), Wis. Admin. Code). The [Weekly Driver's Vehicle Inspection Report \(F-01302 \(07/12\)\)](#) may be used to document this information.
- A current list of certified vehicles used to transport members in accordance with [DHS 105.39](#), Wis. Admin. Code. The list must include the following information about each vehicle:
 - VIN.
 - License plate number.

- Registration expiration date.
- Year, make, and model.
- Whether or not the vehicle has a wheelchair ramp.
- Whether or not the vehicle has a wheelchair lift.
- Whether or not the vehicle has a cot or stretcher.

The [demographic maintenance tool](#) must be used to maintain vehicle information.

- Proof of insurance for each vehicle. It is the provider's responsibility to [report and document changes](#) in vehicle insurance carrier or coverage.

Driver Information

Providers are required to maintain a current list of all drivers in accordance with DHS 105.39, Wis. Admin. Code. The list must include the following information for each driver:

- Name.
- Driver's license number.
- Driver's license expiration date.
- License type.
- License restrictions or violations (if any).
- Date of first aid training. Drivers are required to take refresher training in first aid at least every three years.
- Date of CPR (cardiopulmonary resuscitation) training. Drivers are required to renew their CPR certification at least every two years.
- Date of training for the use of lifts, ramps, and restraint devices.
- Date of training for the care of passengers in seizure.

Providers are required to make driver training documentation (e.g., copies of CPR and first aid course completion cards) available to ForwardHealth upon request.

The demographic maintenance tool must be used to maintain driver information.

Company Name and/or Address

Providers are required to report a change in company name and/or address using the demographic maintenance tool.

Topic #202

Medical Records

A dated clinician's signature must be included in all medical notes. According to [DHS \(Department of Health Services\) 106.02\(9\)\(b\)](#), Wis. Admin. Code, a provider is required to include certain written documentation in a member's medical record.

Topic #199

Member Access to Records

Providers are required to allow members access to their health care records, including those related to ForwardHealth services, maintained by a provider in accordance with Wisconsin Statutes, excluding billing statements.

Fees for Health Care Records

Per [s. 146.83](#), Wis. Stats., providers may charge a fee for providing one set of copies of health care records to members who are enrolled in Wisconsin Medicaid or BadgerCare Plus programs on the date of the records request. This applies regardless of the member's enrollment status on the DOS (dates of service) contained within the health care records.

Per [s. 146.81\(4\)](#), Wis. Stats., health care records are all records related to the health of a patient prepared by, or under the supervision of, a health care provider.

Providers are limited to charging members enrolled in state-funded health care programs 25 percent of the applicable fees for providing one set of copies of the member's health care records.

Note: A provider may charge members 100 percent of the applicable fees for providing a second or additional set of copies of the member's health care records.

The DHS (Department of Health Services) adjusts the [amounts](#) a provider may charge for providing copies of a member's health care records yearly per [s. 146.83\(3f\)\(c\)](#), Wis. Stats.

Topic #16157

Policy Requirements for Use of Electronic Signatures on Electronic Health Records

Effective December 1, 2013, for ForwardHealth policy areas where a signature is required, electronic signatures are acceptable as long as the signature meets the requirements. When ForwardHealth policy specifically states that a handwritten signature is required, an electronic signature will not be accepted. When ForwardHealth policy specifically states that a written signature is required, an electronic signature will be accepted.

Reimbursement for services paid to providers who do not meet all electronic signature requirements may be subject to recoupment.

Electronic Signature Definition

An electronic signature, as stated in [s. 137.11\(8\)](#), Wis. Stats., is "an electronic sound, symbol, or process attached to or logically associated with a record and executed or adopted by a person with the intent to sign the record."

Some examples include:

- Typed name (performer may type his or her complete name).
- Number (performer may type a number unique to him or her).
- Initials (performer may type initials unique to him or her).

All examples above must also meet all of the electronic signature requirements.

Benefits of Using Electronic Signatures

The use of electronic signatures will allow providers to:

- Save time by streamlining the document signing process.
- Reduce the costs of postage and mailing materials.

- Maintain the integrity of the data submitted.
- Increase security to aid in non-repudiation.

Electronic Signature Requirements

By following the general electronic signature requirements below, the use of electronic signatures provides a secure alternative to written signatures. These requirements align with HIPAA (Health Insurance Portability and Accountability Act of 1996) Privacy Rule guidelines.

General Requirements

When using an electronic signature, all of the following requirements must be met:

- The electronic signature must be under the sole control of the rendering provider. Only the rendering provider or designee has the authority to use the rendering provider's electronic signature. Providers are required to maintain documentation that shows the electronic signature that belongs to each rendering provider if a numbering or initial system is used (e.g., what number is assigned to a specific rendering provider). This documentation must be kept confidential.
- The provider is required to have current policies and procedures regarding the use of electronic signatures. The DHS (Department of Health Services) recommends the provider conduct an annual review of policies and procedures with those using electronic signatures to promote ongoing compliance and to address any changes in the policies and procedures.
- The provider is required to conduct or review a security risk analysis in accordance with the requirements under 45 CFR s. 164.308(a)(1).
- The provider is required to implement security updates as necessary and correct identified security deficiencies as part of its risk management process.
- The provider is required to establish administrative, technical, and physical safeguards in compliance with the HIPAA Security Rule.

Electronic Health Record Signature Requirements

An EHR (electronic health record) that utilizes electronic signatures must meet the following requirements:

- The certification and standard criteria defined in the Health Information Technology Initial Set of Standards, Implementation Specifications, Certification Criteria for Electronic Health Record Technology Final Rule (45 CFR Part 170) and any revisions including, but not limited to, the following:
 - Assign a unique name and/or number for identifying, tracking user identity, and establishing controls that permit only authorized users to access electronic health information.
 - Record actions related to electronic health information according to the standard set forth in 45 CFR s. 170.210(b).
 - Enable a user to generate an audit log for a specific time period. The audit log must also have the ability to sort entries according to any of the elements specified in the standard 45 CFR s. 170.210(b).
 - Verify that a person or entity seeking access to electronic health information is the one claimed and is authorized to access such information.
 - Record the date, time, patient identification, and user identification when electronic health information is created, modified, accessed, or deleted. An indication of which action(s) occurred and by whom must also be recorded.
 - Use a hashing algorithm with a security strength equal to or greater than SHA-1 (Secure Hash Algorithm 1) as specified by the NIST (National Institute of Standards and Technology) in FIPS PUB 180-3 (October 2008) to verify that electronic health information has not been altered. (Providers unsure whether or not they meet this guideline should contact their IT (Information Technology) and/or security/privacy analyst.)
- Ensure the EHR provides:
 - Nonrepudiation — assurance that the signer cannot deny signing the document in the future.
 - User authentication — verification of the signer's identity at the time the signature was generated.
 - Integrity of electronically signed documents — retention of data so that each record can be authenticated and attributed to the signer.
 - Message integrity — certainty that the document has not been altered since it was signed.

- Capability to convert electronic documents to paper copy — the paper copy must indicate the name of the individual who electronically signed the form as well as the date electronically signed.
- Ensure electronically signed records created by the EHR have the same back-up and record retention requirements as paper records.

Topic #203

Preparation and Maintenance of Records

All providers who receive payment from Wisconsin Medicaid, including state-contracted MCOs (managed care organizations), are required to maintain records that fully document the basis of charges upon which all claims for payment are made, according to [DHS 106.02\(9\)\(a\)](#), Wis. Admin. Code. This required maintenance of records is typically required by any third-party insurance company and is not unique to ForwardHealth.

Topic #204

Record Retention

Providers are required to retain documentation, including medical and financial records, for a period of not less than five years from the date of payment, except RHCs (rural health clinics), which are required to retain records for a minimum of six years from the date of payment.

According to [DHS 106.02\(9\)\(d\)](#), Wis. Admin. Code, providers are required to retain all evidence of billing information.

Ending participation as a provider does not end a provider's responsibility to retain and provide access to fully maintained records unless an alternative arrangement of record retention and maintenance has been established.

Maintaining Confidentiality of Records

Ending participation in a ForwardHealth program does not end a provider's responsibility to protect the confidentiality of health care and related records containing PHI (protected health information).

Providers who no longer participate in a ForwardHealth program are responsible for ensuring that they and their business associates/partners continue to comply with all federal and state laws regarding protecting the confidentiality of members' PHI. Once record retention requirements expire, records must be disposed of in such a manner that they cannot be reconstructed — according to federal and state regulations — in order to avoid penalties. For more information on the proper disposal of records, refer to [Confidentiality and Proper Disposal of Records](#).

All ForwardHealth providers and their business associates/partners who cease practice or go out of business should ensure that they have policies and procedures in place to protect all health care and related records from any unauthorized disclosure and use.

Reviews and Audits

The DHS (Department of Health Services) periodically reviews provider records. The DHS has the right to inspect, review, audit, and photocopy the records. Providers are required to permit access to any requested record(s), whether in written, electronic, or micrographic form.

Topic #205

Records Requests

Requests for billing or medical claim information regarding services reimbursed by Wisconsin Medicaid may come from a variety of individuals including attorneys, insurance adjusters, and members. Providers are required to notify ForwardHealth when releasing billing information or medical claim records relating to charges for covered services except in the following instances:

- When the member is a dual eligible (i.e., member is eligible for both Medicare and Wisconsin Medicaid or BadgerCare Plus) and is requesting materials pursuant to *Medicare* regulations.
- When the provider is attempting to exhaust all existing health insurance sources prior to submitting claims to ForwardHealth.

Request from a Member or Authorized Person

If the request for a member's billing information or medical claim records is from a member or authorized person acting on behalf of a member, the provider is required to do the following:

1. Send a copy of the requested billing information or medical claim records to the requestor.
2. Send a letter containing the following information to ForwardHealth:
 - Member's name.
 - Member's ForwardHealth identification number or SSN (Social Security number), if available.
 - Member's DOB (date of birth).
 - DOS (date of service).
 - Entity requesting the records, including name, address, and telephone number.

The letter must be sent to the following address:

Wisconsin Casualty Recovery — HMS
Ste 100
5615 Highpoint Dr
Irving TX 75038-9984

Request from an Attorney, Insurance Company, or Power of Attorney

If the request for a member's billing information or medical claim records is from an attorney, insurance company, or power of attorney, the provider is required to do the following:

1. Obtain a release signed by the member or authorized representative.
2. Furnish the requested material to the requester, marked "BILLED TO FORWARDHEALTH" or "TO BE BILLED TO FORWARDHEALTH," with a copy of the release signed by the member or authorized representative. Approval from ForwardHealth is not necessary.
3. Send a copy of the material furnished to the requestor, along with a copy of their original request and medical authorization release to:

Wisconsin Casualty Recovery — HMS
Ste 100
5615 Highpoint Dr
Irving TX 75038-9984

Request for Information About a Member Enrolled in a State-Contracted Managed Care Organization

If the request for a member's billing information or medical claim records is for a member enrolled in a state-contracted MCO (managed care organization), the provider is required to do the following:

1. Obtain a release signed by the member or authorized representative.
2. Send a copy of the letter requesting the information, along with the release signed by the member or authorized representative, directly to the MCO.

The MCO makes most benefit payments and is entitled to any recovery that may be available.

Request for a Statement from a Dual Eligible

If the request is for an itemized statement from a dual eligible, pursuant to HR 2015 (Balanced Budget Act of 1997) s. 4311, a dual eligible has the right to request and receive an itemized statement from his or her Medicare-enrolled health care provider. The Act requires the provider to furnish the requested information to the member. The Act does *not* require the provider to notify ForwardHealth.

Topic #1646

Release of Billing Information to Government Agencies

Providers are permitted to release member information without informed consent when a written request is made by the DHS (Department of Health Services) or the federal HHS (Department of Health and Human Services) to perform any function related to program administration, such as auditing, program monitoring, and evaluation.

Providers are authorized under Wisconsin Medicaid confidentiality regulations to report suspected misuse or abuse of program benefits to the DHS, as well as to provide copies of the corresponding patient health care records.

Topic #15917

Specialized Medical Vehicle Provider's Vehicle(s) Insurance Documentation Requirements

Insurance Documentation Requirements

As part of the enrollment process, new SMV (specialized medical vehicle) providers are required to submit the insurance documentation detailed in the [Specialized Medical Vehicle Insurance Documentation Checklist \(F-00885 \(03/14\)\)](#). Currently enrolled SMV providers are required to submit complete insurance documentation *immediately* when there has been a change in their insurance carrier/agency or when a new replacement insurance policy (excluding a renewal for the same policy) has been issued. SMV providers are required to submit the following information to Wisconsin Medicaid for approval:

- Copy of the current vehicle's/vehicles' commercial insurance policy (certificates of insurance are not acceptable).
- Letter of receipt of payment from the insurance company.

It is the responsibility of the provider, not the insurance agency, to ensure that Wisconsin Medicaid receives the complete insurance documentation by the due date. Providers should give their insurance representative a copy of the checklist so that the representative is familiar with the specific requirements. To avoid delays in approval by Wisconsin Medicaid, providers should review the insurance documentation for accuracy before submitting it.

Providers may submit insurance information by uploading it through the [demographic maintenance tool](#) or mailing it to the following

address:

Wisconsin Medicaid
 Provider Enrollment
 313 Blettner Blvd
 Madison WI 53784

Note: Providers are required to keep all vehicle information on file with Wisconsin Medicaid current. Vehicle information must be updated using the demographic maintenance tool.

Temporary Enrollment Requirements

Wisconsin Medicaid grants temporary enrollment to SMV providers who submit an insurance binder that documents all of the information required in Section I of the checklist. Temporary enrollment is granted to new providers or to currently enrolled providers who change their insurance carrier/agency or obtain a new replacement policy. Temporary enrollment is limited to a maximum of 60 days from the effective date on the binder or the specified binder expiration date, whichever comes first.

Wisconsin Medicaid determines the length of a new or reenrolled provider's temporary enrollment by the initial enrollment or reenrollment effective date. For example, if the initial enrollment or reenrollment date assigned was May 15, and the insurance binder was valid May 1 to June 30, Wisconsin Medicaid would approve the temporary enrollment from May 15 to June 30, or for 46 days.

SMV providers are required to submit a copy of their final insurance policy that documents all of the information in Section I of the checklist. Wisconsin Medicaid must receive the policy before the temporary enrollment ends, or Wisconsin Medicaid will cancel the provider number. The provider number will remain canceled until Wisconsin Medicaid receives the documentation; this causes a lapse in enrollment. The date that Wisconsin Medicaid receives the acceptable insurance documentation is the date of the SMV provider's reenrollment. Wisconsin Medicaid will not pay claims with DOS (dates of service) during the period of lapsed enrollment. SMV providers are responsible for ensuring that Wisconsin Medicaid receives a copy of the actual acceptable policy before their temporary enrollment expires to avoid a lapse in enrollment.

Changes in Coverage

Wisconsin Medicaid prohibits SMV providers from transporting Medicaid members in any vehicle not covered under the terms of the commercial insurance policy on file with Wisconsin Medicaid. Substitution of vehicles is not allowed. Before using any vehicle that is not on file with Wisconsin Medicaid, providers are required to submit a copy of the amended insurance policy or changed endorsement with the VIN (vehicle identification number) of each additional vehicle to Wisconsin Medicaid for approval.

Additionally, providers are required to update the vehicle information on file with Wisconsin Medicaid, if applicable, using the demographic maintenance tool.

Cancellation

When Wisconsin Medicaid receives a cancellation notice from an SMV provider's insurance carrier/agency, Wisconsin Medicaid sends a sanction notice to the provider. The sanction notice states that the provider's number will be canceled in 20 days if Wisconsin Medicaid does not receive notice of reinstatement of insurance without a lapse from the same carrier/agency (for the same policy) or complete documentation of insurance from the provider. The provider number remains canceled until Wisconsin Medicaid receives the documentation; this causes a lapse in enrollment. The date on which Wisconsin Medicaid receives the acceptable insurance documentation is the date the SMV provider is reenrolled. That date is then the assigned reenrollment date. Wisconsin Medicaid will not reimburse claims with DOS during the period of lapsed enrollment.

Specialized Medical Vehicle Insurance Documentation Checklist

All new and reinstated SMV providers are required to submit the completed insurance documentation detailed in the Specialized

Medical Vehicle Insurance Documentation Checklist. Currently enrolled SMV providers who change their insurance carrier/agency or obtain a new replacement policy are required to *submit the information immediately* to Wisconsin Medicaid. Additionally, providers are required to update the vehicle information on file with Wisconsin Medicaid, if applicable, using the demographic maintenance tool. All of the policy items in section I of the Checklist must be contained in the policy (and binder if submitted first). All items of the letter of receipt in Section II of the Checklist must be included in the letter of receipt of payment.

Topic #1825

Specialized Medical Vehicle Transportation Trip Ticket/ Medical Care Verification Form

Providers are required to complete a [Specialized Medical Vehicle Transportation Trip Ticket/Medical Care Verification form \(F-1050 \(07/08\)\)](#) for each transport. Completing the medical care verification section on the form is optional. Where odometer readings are requested on the form, providers are required to use the actual full odometer reading including tenths of a mile. No other mileage calculations such as tripometers, grid maps, or city block calculations, for example, will be accepted.

Providers may develop their own form. If providers choose to develop their own form, it must contain the same information as the Wisconsin Medicaid form.

Topic #1823

Weekly Driver's Vehicle Inspection Report

The information on the [Weekly Driver's Vehicle Inspection Report \(F-01302 \(07/12\)\)](#) is mandatory, in accordance with [DHS 105.39](#), Wis. Admin. Code. Providers may develop their own form to document vehicle information, as long as it contains all the information on the ForwardHealth version.

If providers plan to use their own version of this form, it must be reviewed and approved prior to use. Submit the alternate version of the form to the following address:

Wisconsin Medicaid
Provider Enrollment
313 Blettner Blvd
Madison WI 53784

ForwardHealth will notify the provider in a letter that the form is received and approved. An effective date for the alternate version of the form will be included in the letter.

Ongoing Responsibilities

Topic #220

Accommodating Members with Disabilities

All providers, including ForwardHealth providers, operating an existing public accommodation have requirements under [Title III of the Americans with Disabilities Act of 1990 \(nondiscrimination\)](#).

Topic #219

Civil Rights Compliance (Nondiscrimination)

Providers are required to comply with all federal laws relating to Title XIX of the Social Security Act and state laws pertinent to ForwardHealth, including the following:

- Title VI and VII of the Civil Rights Act of 1964.
- The Age Discrimination Act of 1975.
- Section 504 of the Rehabilitation Act of 1973.
- The ADA (Americans with Disabilities Act) of 1990.

The previously listed laws require that all health care benefits under ForwardHealth be provided on a nondiscriminatory basis. No applicant or member can be denied participation in ForwardHealth or be denied benefits or otherwise subjected to discrimination in any manner under ForwardHealth on the basis of race, color, national origin or ancestry, sex, religion, age, disability, or association with a person with a disability.

Any of the following actions may be considered discriminatory treatment when based on race, color, national origin, disability, or association with a person with a disability:

- Denial of aid, care, services, or other benefits.
- Segregation or separate treatment.
- Restriction in any way of any advantage or privilege received by others. (There are some program restrictions based on eligibility classifications.)
- Treatment different from that given to others in the determination of eligibility.
- Refusing to provide an oral language interpreter to persons who are considered LEP (limited English proficient) at no cost to the LEP individual in order to provide meaningful access.
- Not providing translation of vital documents to the LEP groups who represent five percent or 1,000, whichever is smaller, in the provider's area of service delivery.

Note: Limiting practice by age is not age discrimination and specializing in certain conditions is not disability discrimination. For further information, see 45 CFR Part 91.

Providers are required to be in compliance with the previously mentioned laws as they are currently in effect or amended. Providers who employ 25 or more employees and receive \$25,000 or more annually in Medicaid reimbursement are also required to comply with the DHS (Department of Health Services) [Affirmative Action and Civil Rights Compliance Plan](#) requirements. Providers that employ less than 25 employees and receive less than \$25,000 annually in Medicaid reimbursement are required to comply by submitting a Letter of Assurance and other appropriate forms.

Providers without Internet access may obtain copies of the DHS Affirmative Action and Civil Rights Compliance Plan (including the Letter of Assurance and other forms) and instructions by calling the Affirmative Action and Civil Rights Compliance Officer at (608) 266-9372. Providers may also write to the following address:

AA/CRC Office
1 W Wilson St Rm 561
PO Box 7850
Madison WI 53707-7850

For more information on the acts protecting members from discrimination, refer to the civil rights compliance information in the Enrollment and Benefits booklet. The booklet is given to new ForwardHealth members by local county or tribal agencies. Potential ForwardHealth members can request the booklet by calling [Member Services](#).

Title VI of the Civil Rights Act of 1964

This act requires that all benefits be provided on a nondiscriminatory basis and that decisions regarding the provision of services be made without regard to race, color, or national origin. Under this act, the following actions are prohibited, if made on the basis of race, color, or national origin:

- Denying services, financial aid, or other benefits that are provided as a part of a provider's program.
- Providing services in a manner different from those provided to others under the program.
- Aggregating or separately treating clients.
- Treating individuals differently in eligibility determination or application for services.
- Selecting a site that has the effect of excluding individuals.
- Denying an individual's participation as a member of a planning or advisory board.
- Any other method or criteria of administering a program that has the effect of treating or affecting individuals in a discriminatory manner.

Title VII of the Civil Rights Act of 1964

This act prohibits differential treatment, based solely on a person's race, color, sex, national origin, or religion, in the terms and conditions of employment. These conditions or terms of employment are failure or refusal to hire or discharge compensation and benefits, privileges of employment, segregation, classification, and the establishment of artificial or arbitrary barriers to employment.

Federal Rehabilitation Act of 1973, Section 504

This act prohibits discrimination in both employment and service delivery based solely on a person's disability.

This act requires the provision of reasonable accommodations where the employer or service provider cannot show that the accommodation would impose an undue hardship in the delivery of the services. A reasonable accommodation is a device or service modification that will allow the disabled person to receive a provider's benefits. An undue hardship is a burden on the program that is not equal to the benefits of allowing that handicapped person's participation.

A handicapped person means any person who has a physical or mental impairment that substantially limits one or more major life activities, has a record of such an impairment, or is regarded as having such an impairment.

In addition, Section 504 requires "program accessibility," which may mean building accessibility, outreach, or other measures that allow for full participation of the handicapped individual. In determining program accessibility, the program or activity will be viewed in its entirety. In choosing a method of meeting accessibility requirements, the provider shall give priority to those methods that offer a person who is disabled services that are provided in the most integrated setting appropriate.

Americans with Disabilities Act of 1990

Under Title III of the ADA (Americans with Disabilities Act) of 1990, any provider that operates an existing public accommodation has four specific requirements:

1. Remove barriers to make his or her goods and services available to and usable by people with disabilities to the extent that it is readily achievable to do so (i.e., to the extent that needed changes can be accomplished without much difficulty or expense).
2. Provide auxiliary aids and services so that people with sensory or cognitive disabilities have access to effective means of communication, unless doing so would fundamentally alter the operation or result in undue burdens.
3. Modify any policies, practices, or procedures that may be discriminatory or have a discriminatory effect, unless doing so would fundamentally alter the nature of the goods, services, facilities, or accommodations.
4. Ensure that there are no unnecessary eligibility criteria that tend to screen out or segregate individuals with disabilities or limit their full and equal enjoyment of the place of public accommodation.

Age Discrimination Act of 1975

The Age Discrimination Act of 1975 prohibits discrimination on the basis of age in programs and activities receiving federal financial assistance. The Act, which applies to all ages, permits the use of certain age distinctions and factors other than age that meet the Act's requirements.

Topic #198

Contracted Staff

Under a few circumstances (e.g., personal care, case management services), providers may contract with non-Medicaid-enrolled agencies for services. Providers are legally, programmatically, and fiscally responsible for the services provided by their contractors and their contractors' services.

When contracting services, providers are required to monitor the contracted agency to ensure that the agency is meeting member needs and adhering to ForwardHealth requirements.

Providers are also responsible for informing a contracted agency of ForwardHealth requirements. Providers should refer those with whom they contract for services to ForwardHealth publications for program policies and procedures. ForwardHealth references and publications include, but are not limited to, the following:

- Wisconsin Administrative Code.
- *ForwardHealth Updates*.
- The Online Handbook.

Providers should encourage contracted agencies to visit the ForwardHealth Portal regularly for the most current information.

Topic #216

Examples of Ongoing Responsibilities

Responsibilities for which providers are held accountable are described throughout the Online Handbook. Medicaid-enrolled providers have responsibilities that include, but are not limited to, the following:

- Providing the same level and quality of care to ForwardHealth members as private-pay patients.

- Complying with all state and federal laws related to ForwardHealth.
- Obtaining PA (prior authorization) for services, when required.
- Notifying members in advance if a service is not covered by ForwardHealth and the provider intends to collect payment from the member for the service.
- Maintaining accurate medical and billing records.
- Retaining preparation, maintenance, medical, and financial records, along with other documentation, for a period of not less than five years from the date of payment, except rural health clinic providers who are required to retain records for a minimum of six years from the date of payment.
- Billing only for services that were actually provided.
- Allowing a member access to his or her records.
- Monitoring contracted staff.
- Accepting Medicaid reimbursement as payment in full for covered services.
- Keeping provider information (i.e., address, business name) current.
- Notifying ForwardHealth of changes in ownership.
- Responding to Medicaid revalidation notifications.
- Safeguarding member confidentiality.
- Verifying member enrollment.
- Keeping up-to-date with changes in program requirements as announced in ForwardHealth publications.

Topic #217

Keeping Information Current

Changes That Require ForwardHealth Notification

Providers are required to notify ForwardHealth of any changes to their demographic information, including the following, as they occur:

- [Address\(es\)](#) — practice location and related information, mailing, PA (prior authorization), and/or financial.

Note: Health care providers who are federally required to have an NPI (National Provider Identifier) are cautioned that changes to their practice location address on file with ForwardHealth may alter their ZIP+4 code information that is required on transactions.

- Business name.
- Contact name.
- Federal Tax ID number (IRS (Internal Revenue Service) number).
- Group affiliation.
- Licensure.
- NPI.
- [Ownership](#).
- Professional certification.
- [Provider specialty](#).
- Supervisor of nonbilling providers.
- [Taxonomy code](#).
- Telephone number, including area code.

Failure to notify ForwardHealth of changes may result in the following:

- Incorrect reimbursement.
- Misdirected payment.
- Claim denial.

- Suspension of payments or cancellation of provider file if provider mail is returned to ForwardHealth for lack of a current address.

Entering new information on a claim form or PA request is *not* adequate notification of change.

Notifying ForwardHealth of Changes

Providers can notify ForwardHealth of changes using the [demographic maintenance tool](#).

Providers Enrolled in Multiple Programs

If demographic information changes, providers enrolled in multiple programs (e.g., Wisconsin Medicaid and WCDP (Wisconsin Chronic Disease Program)) will need to change the demographic information for each program. By toggling between accounts using the Switch Organization function of the Portal, providers who have a Portal account for each program can change their information for each program using the demographic maintenance tool. The [Account User Guide](#) provides specific information about switching organizations.

Providers Licensed or Certified by the Division of Quality Assurance

Providers licensed or certified by the DQA (Division of Quality Assurance) are required to notify the DQA of changes to physical address, changes of ownership, and facility closures by calling (608) 266-8481. Since the DQA will inform ForwardHealth of the changes, providers do not need to also notify ForwardHealth.

Topic #577

Legal Framework

The following laws and regulations provide the legal framework for BadgerCare Plus, Medicaid, and Wisconsin Well Woman Medicaid:

- Federal Law and Regulation:
 - Law — United States Social Security Act; Title XIX (42 US Code ss. 1396 and following) and Title XXI.
 - Regulation — Title 42 CFR Parts 430-498 and Parts 1000-1008 (Public Health).
- Wisconsin Law and Regulation:
 - Law — Wisconsin Statutes: [49.43-49.499](#), [49.665](#), and [49.473](#).
 - Regulation — Wisconsin Administrative Code, Chapters [DHS 101](#), [102](#), [103](#), [104](#), [105](#), [106](#), [107](#), and [108](#).

Laws and regulations may be amended or added at any time. Program requirements may not be construed to supersede the provisions of these laws and regulations.

The information included in the ForwardHealth Portal applies to BadgerCare Plus, Medicaid, and Wisconsin Well Woman Medicaid. BadgerCare Plus, Medicaid, and Wisconsin Well Woman Medicaid are administered by the DHS (Department of Health Services). Within the DHS, the DHCAA (Division of Health Care Access and Accountability) is directly responsible for managing these programs.

Topic #1822

Section [49.46](#), Wis. Stats., and [DHS 101-108](#), Wis. Admin. Code, provide the legal framework for SMV (specialized medical vehicle) services.

Topic #17097

Licensure Information

Licensed providers are required to keep all licensure information, including license number, grant and expiration dates, and physical location as applicable (e.g., hospital providers), current with ForwardHealth.

If providers do not keep their licensure information, including their license number, current with ForwardHealth, any of the following may occur:

- Providers' enrollment may be deactivated. As a result, providers would not be able to submit claims or PA (prior authorization) requests or be able to function as [prescribing/referring/ordering providers](#), if applicable, until they update their licensure information.
- Providers may experience a lapse in enrollment. If a lapse occurs, providers may need to re-enroll, which may result in another application fee being assessed.

Providers may change the grant and expiration dates for their current license(s) and enter information for a new license(s), such as the license number, licensing state, and grant and expiration dates, using the [demographic maintenance tool](#). After entering information for their new license(s), some providers (e.g., out-of-state providers) will also be required to upload a copy of their license using the demographic maintenance tool. Provided licensure information must correspond with the information on file with the applicable licensing authority.

In some cases, ForwardHealth will need to verify licensure information with the applicable licensing authority, which may take up to 10 business days after submission. Providers updating their license information should plan accordingly so that they do not experience any of the indicated interruptions in enrollment. If provided licensure information (e.g., grant and expiration dates) does not correspond with the licensing authority's information, the licensing authority's information will be retained and will display in the demographic maintenance tool once verified by ForwardHealth.

Topic #15157

Recovery Audit Contractor Audits

The ACA (Affordable Care Act) requires states to establish an RAC (Recovery Audit Contractor) program to enable the auditing of Medicaid claim payments to providers. In Wisconsin, the RAC will audit claim payments from Wisconsin Medicaid and BadgerCare Plus. The Wisconsin DHS (Department of Health Services) has awarded the contract to HMS (Health Management Systems, Inc.) as the RAC for the state of Wisconsin.

Note: The RAC will not audit claims submitted for Family Planning Only Services, SeniorCare, WCDP (Wisconsin Chronic Disease Program), the WWWP (Wisconsin Well Woman Program), and ADAP (Wisconsin AIDS Drug Assistance Program).

The overall goal of the RAC program is to identify and decrease improper payments. The audits will ensure that payments are for services covered under the programs in which the member was enrolled and that the services were actually provided and properly billed and documented. The audits are being conducted under Generally Accepted Government Auditing Standards.

Providers will be selected for audits based on data analysis by the RAC and referrals by state agencies. The RAC will ensure that its audits neither duplicate state audits of the same providers nor interfere with potential law enforcement investigations.

Providers who receive a notification regarding an audit should follow the instructions as outlined in the notification within the requested time frames.

Affected Providers

Any provider may be audited, including, but not limited to, fee-for-service providers, institutional and non-institutional providers, as well as managed care entities.

Additional Information

Any questions regarding the RAC program should be directed to HMS at (800) 310-0865. Refer to the [RAC Web site](#) for additional information regarding HMS RAC activities.

Topic #13277

Reporting Suspected Waste, Fraud, and Abuse

The DHS (Department of Health Services) OIG (Office of Inspector General) investigates fraud and abuses including, but not limited to, the following:

- Billing Medicaid for services or equipment that were not provided.
- Submitting false applications for a DHS-funded assistance program such as Medicaid, BadgerCare Plus, WIC (Special Supplemental Nutrition Program for Women, Infants, and Children), or FoodShare.
- Trafficking FoodShare benefits.
- Crime, misconduct, and/or mismanagement by a DHS employee, official, or contractor.

Those who suspect fraudulent activity in Medicaid programs are required to notify the OIG if they have reason to believe that a person is misusing or abusing any DHS health care program or the ForwardHealth identification card.

[Section 49.49](#), Wis. Stats., defines actions that represent member misuse or abuse of benefits and the resulting sanctions that may be imposed. Providers are under no obligation to inform the member that they are misusing or abusing their benefits. A provider may not confiscate a ForwardHealth card from a member in question.

Reporting Suspected Fraud and Abuse

Those who suspect any form of fraud, waste, or abuse of a program by providers, trading partners, billing services, agencies, or recipients of any government assistance program are required to report it. Those reporting allegations of fraud and abuse may remain anonymous. However, not providing contact information may prevent OIG from fully investigating the complaint if questions arise during the review process.

If a provider suspects that someone is committing fraudulent activities or is misusing his or her ForwardHealth card, the provider is required to notify ForwardHealth by one of the following methods:

- Going to the OIG fraud and abuse reporting [Web site](#).
- Calling the DHS fraud and abuse hotline at (877) 865-3432.

The following information is helpful when reporting fraud and abuse:

- A description of the fraud, waste, and/or abuse, including the nature, scope, and timeframe of the activity in question. The description should include sufficient detail for the complaint to be evaluated.
- The names and dates of birth (or approximate ages) of the people involved, as well as the number of occurrences and length of the suspected activity.
- The names and date(s) of other people or agencies to which the activity may have been reported.

After the allegation is received, the DHS OIG will evaluate it and take appropriate action. If the name and contact information of the person reporting the allegation was provided, the OIG may be in contact to verify details or ask for additional information.

Provider Enrollment

Topic #3969

Categories of Enrollment

Wisconsin Medicaid enrolls providers in three billing categories. Each billing category has specific designated uses and restrictions. These categories include the following:

- Billing/rendering provider.
- Rendering-only provider.
- Billing-only provider (including group billing).

Providers should refer to the service-specific information in the Online Handbook or the Information for Specific Provider Types page on the [Provider Enrollment Information home page](#) to identify which category of enrollment is applicable.

Billing/Rendering Provider

Enrollment as a billing/rendering provider allows providers to identify themselves on claims (and other forms) as either the provider billing for the services or the provider rendering the services.

Rendering-Only Provider

Enrollment as a rendering-only provider is given to those providers who practice under the professional supervision of another provider (e.g., physician assistants). Providers with a rendering provider enrollment cannot submit claims to ForwardHealth directly, but they have reimbursement rates established for their provider type. Claims for services provided by a rendering provider must include the supervising provider or group provider as the billing provider.

Billing-Only Provider (Including Group Billing)

Enrollment as a billing-only provider is given to certain provider types when a separate rendering provider is required on claims.

Group Billing

Groups of individual practitioners are enrolled as billing-only providers as an accounting convenience. This allows the group to receive one reimbursement, one RA (Remittance Advice), and the 835 (835 Health Care Claim Payment/Advice) transaction for covered services rendered by individual practitioners within the group.

Providers may not have more than one group practice enrolled in Wisconsin Medicaid with the same ZIP+4 code address, NPI (National Provider Identifier), and taxonomy code combination. Provider group practices located at the same ZIP+4 code address are required to differentiate their enrollment using an NPI or taxonomy code that uniquely identifies each group practice.

Individual practitioners within group practices are required to be Medicaid-enrolled because these groups are required to identify the provider who rendered the service on claims. Claims indicating these group billing providers that are submitted without a rendering provider are denied.

Topic #14137

Enrollment Requirements Due to the Affordable Care Act

In 2010, the federal government signed into law the ACA (Affordable Care Act), also known as federal health care reform, which affects several aspects of Wisconsin health care. ForwardHealth has been working toward ACA compliance by implementing some new requirements for providers and provider screening processes. To meet federally mandated requirements, ForwardHealth is implementing changes in phases, the first of which began in 2012. A high-level list of the changes included under ACA is as follows:

- Providers are assigned a risk level of limited, moderate, or high. Most of the risk levels have been established by the CMS (Centers for Medicare and Medicaid Services) based on an assessment of potential fraud, waste, and abuse for each provider type.
- Providers are screened according to their assigned risk level. Screenings are conducted during initial enrollment and revalidation.
- Certain provider types are subject to an enrollment application fee. This fee has been federally mandated and may be adjusted annually. The fee is used to offset the cost of conducting screening activities.
- During the enrollment process, providers are required to provide additional information for persons with an ownership or controlling interest, managing employees, and agents. "Persons" in this instance may mean a person or a corporation.
- Providers are required to undergo revalidation every three to five years.
- Ordering and referring physicians or other professionals are required to be enrolled as a participating Medicaid provider.
- Payment suspensions are imposed on providers based on a credible allegation of fraud.

ForwardHealth Implementation of Affordable Care Act Requirements to Date

Provider Screenings

Wisconsin Medicaid screens all enrolling providers to accommodate the ACA limited risk level screening requirements. Limited risk level screening activities include:

- Checking federal databases, which include:
 - The SSA (Social Security Administration)'s Death Master File.
 - The NPDES (National Plan and Provider Enumeration System).
 - OIG (Office of the Inspector General) LEIE (List of Excluded Individuals/Entities).
 - EPLS (The Excluded Parties List System).
 - MED (Medicare Exclusion Database).
- Verifying licenses are appropriate in accordance with state laws and that there are no current limitations on the license.

These screening activities are conducted on applicants, providers, and any person with an ownership or controlling interest or who is an agent or managing employee of the provider at the time of enrollment, on a monthly basis for enrolled providers, and at revalidation.

ForwardHealth will deny enrollment or terminate the enrollment of any provider where any person with a five percent or greater direct or indirect ownership interest in the provider has been convicted of a criminal offense related to that person's involvement with the Medicare, Medicaid, or Title XXI program in the last 10 years or if invalid licensure information is found.

Additional Information Needed During Provider Enrollment

ForwardHealth collects some personal data information from persons with an ownership or controlling interest, agents, and managing employees. ForwardHealth will only use the provided information for provider enrollment. All information provided will

be protected under the HIPAA (Health Insurance Portability and Accountability Act of 1996) privacy rule.

Providers are required to submit the following information at the time of enrollment and revalidation for their individual owners with a controlling interest:

- First and last name.
- Provider's SSNs (Social Security numbers).
- Dates of birth.
- Street address, city, state, and ZIP+4 code.

Providers are required to submit the following information at the time of enrollment and revalidation for their organizational owners with controlling interest:

- Legal business name.
- Tax identification number.
- Business street address, city, state, ZIP+4 code.

Providers are required to submit the following information at the time of enrollment and revalidation for their managing employees and agents:

- First and last name.
- Employees' and agents' SSNs.
- Dates of birth.
- Street address, city, state, and ZIP+4 code.

Topic #194

In-State Emergency Providers and Out-of-State Providers

ForwardHealth requires all in-state emergency providers and out-of-state providers who render services to BadgerCare Plus, Medicaid, or SeniorCare members to be [enrolled](#) in Wisconsin Medicaid. Information is available regarding the enrollment options for [in-state emergency providers](#) and [out-of-state providers](#).

Topic #193

Materials for New Providers

On an ongoing basis, providers should refer to the Online Handbook for the most current BadgerCare Plus, Medicaid, and ADAP (Wisconsin AIDS Drug Assistance Program) information. Future changes to policies and procedures are published in *ForwardHealth Updates*. *Updates* are available for viewing and downloading on the [ForwardHealth Publications page](#).

Topic #4457

Provider Addresses

ForwardHealth has the capability to store the following types of addresses and contact information:

- *Practice location address and related information.* This address is where the provider's office is physically located and

where records are normally kept. Additional information for the practice location includes the provider's office telephone number and the telephone number for members' use. With limited exceptions, the practice location and telephone number for members' use are published in a provider directory made available to the public.

- *Mailing address.* This address is where ForwardHealth will mail general information and correspondence. Providers should indicate accurate address information to aid in proper mail delivery.
- *PA (prior authorization) address.* This address is where ForwardHealth will mail PA information.
- *Financial addresses.* Two separate financial addresses are stored for ForwardHealth. The checks address is where ForwardHealth will mail paper checks. The 1099 mailing address is where ForwardHealth will mail IRS Form 1099.

Providers may submit additional address information or modify their current information using the [demographic maintenance tool](#).

Note: Providers are cautioned that any changes to their practice location on file with Wisconsin Medicaid may alter their ZIP+4 code information required on transactions. Providers may verify the ZIP+4 code for their address on the [U.S. Postal Service Web site](#).

Topic #14157

Provider Enrollment Information Home Page

ForwardHealth has consolidated all information providers will need for the enrollment process in one location on the ForwardHealth Portal. For information related to enrollment criteria and to complete online provider enrollment applications, providers should refer to the [Provider Enrollment Information home page](#).

The Provider Enrollment Information home page includes enrollment applications for each provider type and specialty eligible for enrollment with Wisconsin Medicaid. Prior to enrolling, providers may consult a provider enrollment criteria menu, which is a reference for each individual provider type detailing the information the provider may need to gather before beginning the enrollment process, including:

- Links to enrollment criteria for each provider type.
- Provider terms of reimbursement.
- Disclosure information.
- Category of enrollment.
- Additional documents needed (when applicable).

Providers will also have access to a list of links related to the enrollment process, including:

- General enrollment information.
- Regulations and forms.
- Provider type-specific enrollment information.
- In-state and out-of-state emergency enrollment information.
- Contact information.

Information regarding enrollment policy and billing instructions may still be found in the Online Handbook.

Topic #1931

Provider Type and Specialty Changes

Provider Type

Providers who want to add a provider type or change their current provider type are required to complete a new [enrollment](#)

[application](#) for each provider type they want to add or change to because they need to meet the enrollment criteria for each provider type.

Provider Specialty

Providers who have the option to add or change a provider specialty can do so using the [demographic maintenance tool](#). After adding or changing a specialty, providers may be required to submit documentation to ForwardHealth, either by uploading through the demographic maintenance tool or by mail, supporting the addition or change.

Providers should contact [Provider Services](#) with any questions about adding or changing a specialty.

Topic #14317

Terminology to Know for Provider Enrollment

Due to the ACA (Affordable Care Act), ForwardHealth has adopted new terminology. The following table includes new terminology that will be useful to providers during the provider enrollment and revalidation processes. Providers may refer to the Medicaid rule 42 CFR s. 455.101 for more information.

New Terminology	Definition
Agent	Any person who has been delegated the authority to obligate or act on behalf of a provider.
Disclosing entity	A Medicaid provider (other than an individual practitioner or group of practitioners) or a fiscal agent.
Federal health care programs	Federal health care programs include Medicare, Medicaid, Title XX, and Title XXI.
Other disclosing agent	Any other Medicaid disclosing entity and any entity that does not participate in Medicaid but is required to disclose certain ownership and control information because of participation in any of the programs established under Title V, XVII, or XX of the Act. This includes: <ul style="list-style-type: none"> Any hospital, skilled nursing facility, home health agency, independent clinical laboratory, renal disease facility, rural health clinic, or HMO that participates in Medicare (Title XVIII). Any Medicare intermediary or carrier. Any entity (other than an individual practitioner or group of practitioners) that furnishes, or arranges for the furnishing of, health-related services for which it claims payment under any plan or program established under Title V or XX of the Act.
Indirect ownership	An ownership interest in an entity that has an ownership interest in the disclosing entity. This term includes an ownership interest in any entity that has an indirect ownership in the disclosing entity.
Managing employee	A general manager, business manager, administrator, director, or other individual who exercises operational or managerial control over, or who directly or indirectly conducts the day-to-day operation of an institution, organization, or agency.
Ownership interest	The possession of equity in the capital, the stock, or the profits of the disclosing entity.
Person with an ownership or control interest	A person or corporation for which one or more of the following applies: <ul style="list-style-type: none"> Has an ownership interest totaling five percent or more in a disclosing entity. Has an indirect ownership interest equal to five percent or more in a disclosing entity. Has a combination of direct and indirect ownership interest equal to five percent or more in a disclosing entity. Owns an interest of five percent or more in any mortgage, deed of trust, note, or other obligation secured by the disclosing entity if that interest equals at least five percent of the value of the property

	<p>or asset of the disclosing entity.</p> <ul style="list-style-type: none"> • Is an officer or director of a disclosing entity that is organized as a corporation. • Is a person in a disclosing entity that is organized as a partnership.
Subcontractor	<ul style="list-style-type: none"> • An individual, agency, or organization to which a disclosing entity has contracted or delegated some of its management functions or responsibilities of providing medical care to its patients; or, • An individual, agency, or organization with which a fiscal agent has entered into a contract, agreement, purchase order, or lease (or leases of real property) to obtain space, supplies, equipment, or services provided under the Medicaid agreement.
Re-enrollment	Re-enrollment of a provider whose Medicaid enrollment has ended for any reason other than sanctions or failure to revalidate may be re-enrolled as long as all licensure and enrollment requirements are met. If a provider's enrollment with Wisconsin Medicaid lapses for longer than one year, they will have to re-enroll as a "new" provider. Providers should note that when they re-enroll, application fees and screening activities may apply. Re-enrollment was formerly known as re-instate.
Revalidation	All enrolled providers are required to revalidate their enrollment information every three years to continue their participation with Wisconsin Medicaid. Revalidation was formerly known as recertification.

Note: Providers should note that the CMS (Centers for Medicare and Medicaid Services) requires revalidation at least every five years. However, Wisconsin Medicaid will continue to revalidate providers every three years.

Provider Numbers

Topic #4908

Exemptions to Federal National Provider Identifier Provider Number Requirements

Personal care only providers, SMV (specialized medical vehicle) providers, and blood banks are exempt from federal NPI (National Provider Identifier) requirements.

Topic #536

Provider Numbers

Providers exempt from federal NPI (National Provider Identifier) requirements are to indicate their provider ID for billing and rendering on all paper and electronic claims.

Provider Rights

Topic #208

A Comprehensive Overview of Provider Rights

Medicaid-enrolled providers have certain rights including, but not limited to, the following:

- Limiting the number of members they serve in a nondiscriminatory way.
- Ending participation in Wisconsin Medicaid.
- Applying for a discretionary waiver or variance of certain rules identified in Wisconsin Administrative Code.
- [Collecting payment from a member under limited circumstances](#).
- Refusing services to a member if the member refuses or fails to present a ForwardHealth identification card. However, possession of a ForwardHealth card does not guarantee enrollment (e.g., the member may not be enrolled, may be enrolled only for limited benefits, or the ForwardHealth card may be invalid). Providers may confirm the current enrollment of the member by using one of the [EVS \(Enrollment Verification System\) methods](#), including calling [Provider Services](#).

Topic #207

Ending Participation

Providers other than home health agencies and nursing facilities may terminate participation in ForwardHealth according to [DHS 106.05](#), Wis. Admin. Code.

Providers choosing to withdraw should promptly notify their members to give them ample time to find another provider.

When withdrawing, the provider is required to do the following:

- Provide a written notice of the decision at least 30 days in advance of the termination.
- Indicate the effective date of termination.

Providers will not receive reimbursement for nonemergency services provided on and after the effective date of termination. Voluntary termination notices can be sent to the following address:

Wisconsin Medicaid
 Provider Enrollment
 313 Blettner Blvd
 Madison WI 53784

If the provider fails to specify an effective date in the notice of termination, ForwardHealth may terminate the provider on the date the notice is received.

Topic #209

Hearing Requests

A provider who wishes to contest a DHS (Department of Health Services) action or inaction for which due process is required

under [s. 227](#), Wis. Stats., may request a hearing by writing to the DHA (Division of Hearings and Appeals).

A provider who wishes to contest the DHCAA's (Division of Health Care Access and Accountability) notice of intent to recover payment (e.g., to recoup for overpayments discovered in an audit by DHCAA) is required to request a hearing on the matter within the time period specified in the notice. The request, which must be in writing, should briefly summarize the provider's basis for contesting the DHS decision to withhold payment.

Refer to [DHS 106](#), Wis. Admin. Code, for detailed instructions on how to file an appeal.

If a timely request for a hearing is not received, the DHS may recover those amounts specified in its original notice from future amounts owed to the provider.

Note: Providers are not entitled to administrative hearings for billing disputes.

Topic #210

Limiting the Number of Members

If providers choose to limit the number of members they see, they cannot accept a member as a private-pay patient. Providers should instead refer the member to another ForwardHealth provider.

Persons applying for or receiving benefits are protected against discrimination based on race, color, national origin, sex, religion, age, disability, or association with a person with a disability.

Topic #206

Requesting Discretionary Waivers and Variances

In rare instances, a provider or member may apply for, and the DHCAA (Division of Health Care Access and Accountability) will consider applications for, a discretionary waiver or variance of certain rules in [DHS 102](#), [103](#), [104](#), [105](#), [107](#), and [108](#), Wis. Admin. Code. Rules that are not considered for a discretionary waiver or variance are included in [DHS 106.13](#), Wis. Admin. Code.

Waivers and variances are not available to permit coverage of services that are either expressly identified as noncovered or are not expressly mentioned in DHS 107, Wis. Admin. Code.

Requirements

A request for a waiver or variance may be made at any time; however, all applications must be made in writing to the DHCAA. All applications are required to specify the following:

- The rule from which the waiver or variance is requested.
- The time period for which the waiver or variance is requested.
- If the request is for a variance, the specific alternative action proposed by the provider.
- The reasons for the request.
- Justification that all requirements for a discretionary waiver or variance would be satisfied.

The DHCAA may also require additional information from the provider or the member prior to acting on the request.

Application

The DHCAA may grant a discretionary waiver or variance if it finds that all of the following requirements are met:

- The waiver or variance will not adversely affect the health, safety, or welfare of any member.
- Either the strict enforcement of a requirement would result in unreasonable hardship on the provider or on a member, or an alternative to a rule is in the interests of better care or management. An alternative to a rule would include a new concept, method, procedure or technique, new equipment, new personnel qualifications, or the implementation of a pilot project.
- The waiver or variance is consistent with all applicable state and federal statutes and federal regulations.
- Federal financial participation is available for all services under the waiver or variance, consistent with the Medicaid state plan, the federal CMS (Centers for Medicare and Medicaid Services), and other applicable federal program requirements.
- Services relating to the waiver or variance are medically necessary.

To apply for a discretionary waiver or variance, providers are required to send their application to the following address:

Division of Health Care Access and Accountability
Waivers and Variances
PO Box 309
Madison WI 53701-0309

Revalidation

Topic #10077

Additional Information Required During the Revalidation Process for Specialized Medical Vehicle Providers

SMV (specialized medical vehicle) providers are required to verify all current vehicle and driver information on file with Wisconsin Medicaid during the revalidation process. Providers are also required to submit information regarding any new vehicles or drivers to Medicaid during revalidation.

Information currently on file with Medicaid for SMV vehicles and drivers will display and providers are required to verify the information. If information about the vehicles and drivers is not current and needs to be updated, providers are required to edit the information during the revalidation process.

SMV providers are also required to report any new vehicles or drivers that are not on file with Medicaid during the revalidation process. Providers may use the ForwardHealth Portal to enter the new vehicle or driver information.

Medicaid requires SMV providers to submit and maintain the following information for every vehicle used:

- VIN (vehicle identification number).
- License plate number and plate expiration date.
- Vehicle year, make, and model.
- Whether or not the vehicle is equipped with a ramp, lift, or cot/stretchers.

Providers are reminded that they are required to have current insurance on all SMV vehicles.

During the revalidation process, the following information is required for every driver employed by the SMV provider:

- Driver's name.
- Driver's license number, expiration date, type, and restrictions.
- Driver's first aid course date, CPR (cardiopulmonary resuscitation) training date, ramp/lift/restraint training date, and seizure training date.

Cardiopulmonary resuscitation training for SMV drivers must meet the most recent American Heart Association guidelines at the time the driver takes the training. Examples of organizations that offer acceptable training include:

- American Heart Association.
- American Red Cross.
- American Safety and Health Institute.
- Emergency Care and Safety Institute.
- Emergency Medical Services Safety Services.
- National Safety Council.
- ProTrainings, LLC.
- T-E-A-M CPR and Automated External Defibrillator (AED).

Additionally, CPR and first aid course completion cards must be acquired as proof of training completion. Both cards must be

available to ForwardHealth upon request.

SMV providers are also required to mail the following additional documentation to Medicaid to complete the revalidation process:

- A current, notarized [SMV providers affidavit \(F-11237 \(04/14\)\)](#).
- Proof of insurance for every vehicle that is newly added during revalidation.

During the Portal revalidation process, the final revalidation screen provides instructions for completing the revalidation process and for mailing the additional documentation.

Topic #8518

Revalidation for Specialized Medical Vehicle Providers

Active revalidation for SMV (specialized medical vehicle) providers is completed every year to ensure accuracy of provider data and to implement changes in Wisconsin Medicaid enrollment requirements.

As part of Medicaid SMV revalidation, all providers are required to comply with [Trans. 301](#), Wis. Admin. Code.

Sanctions

Topic #211

Intermediate Sanctions

According to [DHS 106.08\(3\)](#), Wis. Admin. Code, the DHS (Department of Health Services) may impose intermediate sanctions on providers who violate certain requirements. Common examples of sanctions that the DHS may apply include the following:

- Review of the provider's claims before payment.
- Referral to the appropriate peer review organization, licensing authority, or accreditation organization.
- Restricting the provider's participation in BadgerCare Plus.
- Requiring the provider to correct deficiencies identified in a DHS audit.

Prior to imposing any alternative sanction under this section, the DHS will issue a written notice to the provider in accordance with [DHS 106.12](#), Wis. Admin. Code.

Any sanction imposed by the DHS may be appealed by the provider under DHS 106.12, Wis. Admin. Code. Providers may appeal a sanction by writing to the DHA (Division of Hearings and Appeals).

Topic #212

Involuntary Termination

The DHS (Department of Health Services) may suspend or terminate the Medicaid enrollment of any provider according to [DHS 106.06](#), Wis. Admin. Code.

The suspension or termination may occur if both of the following apply:

- The DHS finds that any of the grounds for provider termination are applicable.
- The suspension or termination will not deny members access to services.

Reasonable notice and an opportunity for a hearing within 15 days will be given to each provider whose enrollment is terminated by the DHS. Refer to [DHS 106.07](#), Wis. Admin. Code, for detailed information regarding possible sanctions.

In cases where Medicare enrollment is required as a condition of enrollment with Wisconsin Medicaid, termination from Medicare results in automatic termination from Wisconsin Medicaid.

Topic #213

Sanctions for Collecting Payment from Members

Under state and federal laws, if a provider inappropriately collects payment from an enrolled member, or authorized person acting on behalf of the member, that provider may be subject to program sanctions including termination of Medicaid enrollment. In addition, the provider may also be fined not more than \$25,000, or imprisoned not more than five years, or both, pursuant to 42 USC s. 1320a-7b(d) or [s. 49.49\(3m\)](#), Wis. Stats.

There may be narrow exceptions on when providers may [collect payment from members](#).

Topic #214

Withholding Payments

The DHS (Department of Health Services) may withhold full or partial Medicaid provider payments without prior notification if, as the result of any review or audit, the DHS finds reliable evidence of fraud or willful misrepresentation.

"Reliable evidence" of fraud or willful misrepresentation includes, but is not limited to, the filing of criminal charges by a prosecuting attorney against the provider or one of the provider's agents or employees.

The DHS is required to send the provider a written notice within five days of taking this action. The notice will generally set forth the allegations without necessarily disclosing specific information about the investigation.

Reimbursement

7

Archive Date:10/01/2014

Reimbursement:Amounts

Topic #258

Acceptance of Payment

The amounts allowed as payment for covered services must be accepted as payment in full. Therefore, total payment for the service (i.e., any amount paid by other health insurance sources, any BadgerCare Plus or Medicaid copayment or spenddown amounts paid by the member, and any amount paid by BadgerCare Plus, Medicaid, or ADAP (Wisconsin AIDS Drug Assistance Program)) may not exceed the allowed amount. As a result, providers may not collect payment from a member, or authorized person acting on behalf of the member, for the difference between their usual and customary charge and the allowed amount for a service (i.e., balance billing).

Other health insurance payments may exceed the allowed amount if no additional payment is received from the member or BadgerCare Plus, Medicaid, or ADAP.

Topic #694

Billing Service and Clearinghouse Contracts

According to [DHS 106.03\(5\)\(c\)2](#), Wis. Admin. Code, contracts with outside billing services or clearinghouses may not be based on commission in which compensation for the service is dependent on reimbursement from BadgerCare Plus. This means compensation must be unrelated, directly or indirectly, to the amount of reimbursement or the number of claims and is not dependent upon the actual collection of payment.

Topic #8117

Electronic Funds Transfer

EFT (electronic funds transfer) allows ForwardHealth to directly deposit payments into a provider's designated bank account for a more efficient delivery of payments than the current process of mailing paper checks. EFT is secure, eliminates paper, and reduces the uncertainty of possible delays in mail delivery.

Only in-state and border-status providers who submit claims and MCOs (managed care organizations) are eligible to receive EFT payments.

Provider Exceptions

EFT payments are not available to the following providers:

- In-state emergency providers.
- Out-of-state providers.
- Out-of-country providers.
- SMV (specialized medical vehicle) providers during their provisional enrollment period.

Enrolling in Electronic Funds Transfer

A ForwardHealth Portal account is required to enroll into EFT as all enrollments must be completed via a secure Provider Portal account or a secure MCO Portal account. Paper enrollments are not accepted. A separate EFT enrollment is required for each financial payer a provider bills.

Providers who do not have a Portal account may [Request Portal Access](#) online. Providers may also call the [Portal Helpdesk](#) for assistance in requesting a Portal account.

The following guidelines apply to EFT enrollment:

- Only a Portal Administrator or a clerk that has been assigned the "EFT" role on the Portal may complete the EFT enrollment information.
- Organizations cannot revert back to receiving paper checks once enrolled in EFT.
- Organizations may change their EFT information at any time.
- Organizations will continue to receive their Remittance Advice as they do currently.

Refer to the Electronic Funds Transfer User Guide on the [Portal User Guides page](#) of the Portal for instructions and more information about EFT enrollment.

Providers will continue to receive payment via paper check until the enrollment process moves into "Active" status and the provider's ForwardHealth EFT enrollment is considered complete.

Recoupment and Reversals

Enrollment in EFT does not change the current process of recouping funds. Overpayments and recoupment of funds will continue to be conducted through the reduction of payments.

Note: Enrolling in EFT does not authorize ForwardHealth to make unauthorized debits to the provider's EFT account; however, in some instances an EFT reversal of payment may be necessary. For example, if the system generates a payment twice or the amount entered manually consists of an incorrect value (e.g., a decimal point is omitted creating a \$50,000 keyed value for a \$500 claim), a reversal will take place to correct the error and resend the correct transaction value. ForwardHealth will notify the designated EFT contact person of an EFT reversal if a payment is made in error due to a system processing or manual data entry error.

Problem Resolution

If payment is not deposited into the designated EFT account according to the ForwardHealth payment cycle, providers should first check with their financial institution to confirm the payment was received. If the payment was not received, providers should then call [Provider Services](#) to resolve the issue and payment by paper check will be reinstated until the matter has been resolved.

Topic #897

Fee Schedules

[Maximum allowable fee](#) information is available on the ForwardHealth Portal in the following forms:

- Interactive fee schedule.
- Downloadable fee schedule in TXT (text) files.

Certain fee schedules are interactive. Interactive fee schedules provide coverage information as well as maximum allowable fees for all reimbursable procedure codes. The downloadable TXT files are free of charge and provide basic maximum allowable fee information for BadgerCare Plus by provider service area.

A provider may request a paper copy of a fee schedule by calling [Provider Services](#).

Providers may call Provider Services in the following cases:

- Internet access is not available.
- There is uncertainty as to which fee schedule should be used.
- The appropriate fee schedule cannot be found on the Portal.
- To determine coverage or maximum allowable fee of procedure codes not appearing on a fee schedule.

Topic #260

Maximum Allowable Fees

Maximum allowable fees are established for most covered services. Maximum allowable fees are based on various factors, including a review of usual and customary charges submitted, the Wisconsin State Legislature's Medicaid budgetary constraints, and other relevant economic limitations. Maximum allowable fees may be adjusted to reflect reimbursement limits or limits on the availability of federal funding as specified in federal law.

Providers are reimbursed at the lesser of their billed amount and the maximum allowable fee for the procedure.

Collecting Payment From Members

Topic #227

Conditions That Must Be Met

A member may request a noncovered service, a covered service for which PA (prior authorization) was denied (or modified), or a service that is not covered under the member's limited benefit category. The charge for the service may be collected from the member if the following conditions are met *prior* to the delivery of that service:

- The member accepts responsibility for payment.
- The provider and member make payment arrangements for the service.

Providers are strongly encouraged to obtain a *written* statement in advance documenting that the member has accepted responsibility for the payment of the service.

Furthermore, the service must be separate or distinct from a related, covered service. For example, a vision provider may provide a member with eyeglasses but then, upon the member's request, provide and charge the member for anti-glare coating, which is a noncovered service. Charging the member is permissible in this situation because the anti-glare coating is a separate service and can be added to the lenses at a later time.

Topic #538

Cost Sharing

According to federal regulations, providers cannot hold a member responsible for any commercial or Medicare cost-sharing amount such as coinsurance, copayment, or deductible. Therefore, a provider may not collect payment from a member, or authorized person acting on behalf of the member, for copayments required by other health insurance sources. Instead, the provider should collect from the member *only* the Medicaid or BadgerCare Plus copayment amount indicated on the member's remittance information.

Topic #224

Situations When Member Payment Is Allowed

Providers may not collect payment from a member, or authorized person acting on behalf of the member, *except* for the following:

- Required member [copayments](#) for certain services.
- Commercial insurance payments made to the member.
- [Spendedown](#).
- Charges for a [private room](#) in a nursing home or hospital.
- Noncovered services if certain conditions are met.
- Covered services for which PA (prior authorization) was denied (or an originally requested service for which a PA request was modified) if certain conditions are met. These services are treated as noncovered services.
- Services provided to a member in a limited benefit category when the services are not covered under the limited benefit and if certain conditions are met.

If a provider inappropriately collects payment from a member, or authorized person acting on behalf of the member, that provider may be subject to program sanctions including termination of Medicaid enrollment.

Copayment

Topic #1786

Amounts

SMV (specialized medical vehicle) providers are required to request copayments from members for SMV services. An SMV provider is required to request a copayment of \$1.00 for each time a member is transported and a base rate is billed, unless the member is exempt from making copayments.

Topic #231

Exemptions

Wisconsin Medicaid and BadgerCare Plus Standard Plan Exemptions

According to [DHS 104.01\(12\)](#), Wis. Admin. Code, providers are prohibited from collecting any copayments from the following Wisconsin Medicaid and BadgerCare Plus Standard Plan members:

- Children in a mandatory coverage category. In Wisconsin, this includes:
 - Children in foster care, regardless of age.
 - Children in adoption assistance, regardless of age.
 - Children under age 1 year with household income up to 150 percent of the FPL (Federal Poverty Level).
 - Children ages 1 through 5 years with household income up to 185 percent of the FPL.
 - Children ages 6 through 18 years with household incomes at or below 133 percent of the FPL.
- Children in the Katie Beckett program, regardless of age.
- Children who are American Indian or Alaska Natives who are enrolled in the state's CHIP (Child Health Insurance Program).
- American Indians or Alaskan Natives, regardless of age or income level, when they receive items and services either directly from an Indian health care provider or through referral under contract health services.
- Terminally ill individuals receiving hospice care.
- Nursing home residents.
- Members enrolled in Wisconsin Well Woman Medicaid.
- Children under age 19 eligible through Express Enrollment.

The following services do not require copayments from any member enrolled in BadgerCare Plus or Wisconsin Medicaid:

- Care coordination services (prenatal and child care coordination).
- CRS (community recovery services).
- Crisis intervention services.
- CSP (Community Support Program) services.
- Comprehensive community services.
- Emergency services.
- Family planning services and supplies, including sterilizations.
- HealthCheck.
- Home care services (home health, personal care, and PDN (private duty nursing) services).
- Hospice care services.
- Immunizations including approved vaccines recommended to adults by the [ACIP](#) (Advisory Committee on Immunization)

Practices).

- Independent laboratory services.
- Injections.
- Pregnancy-related services.
- Preventive services with an A or B rating* from the [USPSTF](#) (U.S. Preventive Services Task Force)**.
- SBS (school-based services).
- Substance abuse day treatment services.
- Surgical assistance.
- Targeted case management services.

* Providers are required to add CPT (Current Procedural Terminology) modifier 33 to identify USPSTF services that are not specifically identified as preventive in nature. The definition for modifier 33 reads as follows:

When the primary purpose of the service is the delivery of an evidence based service in accordance with a US Preventive Services Task Force A or B rating in effect and other preventive services identified in preventive services mandates (legislative or regulatory), the service may be identified by adding 33 to the procedure. For separately reported services specifically identified as preventive, the modifier should not be used.

Since many of the USPSTF recommendations are provided as part of a regular preventive medicine visit, ForwardHealth will not deduct a copayment for these services (CPT procedure codes 99381-99387 and 99391-99397).

** The USPSTF recommendations include screening tests, counseling, immunizations, and preventive medications for targeted populations. These services must be provided or recommended by a physician or other licensed practitioner of the healing arts within the scope of their practice.

Topic #233

Limitations

Providers should verify that they are collecting the correct copayment for services as some services have monthly or annual copayment limits. Providers may not collect member copayments in amounts that exceed copayment limits.

Topic #237

Refund/Collection

If a provider collects a copayment before providing a service and BadgerCare Plus does not reimburse the provider for any part of the service, the provider is required to return or credit the entire copayment amount to the member.

If BadgerCare Plus deducts less copayment than the member paid, the provider is required to return or credit the remainder to the member. If BadgerCare Plus deducts more copayment than the member paid, the provider may collect the remaining amount from the member.

Topic #239

Requirements

Federal law permits states to charge members a copayment for certain covered services. Providers are required to request copayments from members. Providers may not deny services to a Wisconsin Medicaid or BadgerCare Plus Standard Plan member who fails to make a copayment.

Section [49.45\(18\)](#), Wis. Stats., requires providers to make a reasonable attempt to collect copayment from the member unless the provider determines that the cost of collecting the copayment exceeds the amount to be collected.

Payer of Last Resort

Topic #242

Instances When Medicaid Is Not Payer of Last Resort

Wisconsin Medicaid or BadgerCare Plus are *not* the payer of last resort for members who receive coverage from certain governmental programs, such as:

- Birth to 3.
- Crime Victim Compensation Fund.
- GA (General Assistance).
- HCBS (Home and Community-Based Services) waiver programs.
- IDEA (Individuals with Disabilities Education Act).
- Indian Health Service.
- Maternal and Child Health Services.
- WCDP (Wisconsin Chronic Disease Program).
 - Adult Cystic Fibrosis.
 - Chronic Renal Disease.
 - Hemophilia Home Care.

Providers should ask members if they have coverage from these other governmental programs.

If the member becomes retroactively enrolled in Wisconsin Medicaid or BadgerCare Plus, providers who have already been reimbursed by one of these government programs may be required to submit the claims to ForwardHealth and refund the payment from the government program.

Topic #253

Payer of Last Resort

Except for a few instances, Wisconsin Medicaid or BadgerCare Plus are the payer of last resort for any covered services. Therefore, the provider is required to make a reasonable effort to exhaust all existing other health insurance sources before submitting claims to ForwardHealth or to a state-contracted MCO (managed care organization).

Reimbursement Not Available

Topic #1785

Reimbursement Not Available

As specified in [DHS 107.03](#) and [DHS 107.23](#), Wis. Admin. Code, Wisconsin Medicaid does not reimburse for the following:

- SMV (specialized medical vehicle) services provided without a valid and completed [Certification of Need for Specialized Medical Vehicle Transportation \(F-1197 \(06/09\)\)](#) form.
- Transportation of a member's personal belongings only.
- Charges for a member's failure to cancel a scheduled trip.
- Sales tax.
- Transportation to a location where no covered service was provided at a destination or pick-up point.
- Transportation of lab specimens.
- Extra charges for nights, weekends, or holiday services.
- Unloaded miles, meaning when the distance from the SMV dispatch point to the first pick-up point is 20 miles or less.
- Payment for transport of a member's relatives, friends, and attendants.
- Payment for transport provided by the member's friends or relatives.
- Charges for "excessive mileage" resulting from indirect routes to and from destinations.
- Trips that extend beyond the upper mileage limits without PA (prior authorization).
- Transportation of an ambulatory member (except those with mental impairment described in [DHS 107.23\[1\]\[c\]1](#), Wis. Admin. Code) to a methadone clinic or a physician clinic solely to obtain methadone, drug counseling, or urinalysis.
- Transportation by the SMV to a pharmacy to pick up prescriptions or other medical supplies.
- Transportation by the SMV solely to compel a member to attend therapy, counseling, or any other covered service.

Topic #695

Reimbursement Not Available Through a Factor

BadgerCare Plus will not reimburse providers through a factor, either directly or by virtue of a power of attorney given to the factor by the provider. A factor is an organization (e.g., a collection agency) or person who advances money to a provider for the purchase or transfer of the provider's accounts receivable. The term "factor" does not include business representatives, such as billing services, clearinghouses, or accounting firms, which render statements and receive payments in the name of the provider.

Topic #51

Services Not Separately Reimbursable

If reimbursement for a service is included in the reimbursement for the primary procedure or service, it is not separately reimbursable. For example, routine venipuncture is not separately reimbursable, but it is included in the reimbursement for the laboratory procedure or the laboratory test preparation and handling fee. Also, DME (durable medical equipment) delivery charges are included in the reimbursement for DME items.

Resources

8

Archive Date:10/01/2014

Resources:Contact Information

Topic #476

Member Services

Providers should refer ForwardHealth members with questions to [Member Services](#). The telephone number for Member Services is for member use only.

Topic #473

Provider Relations Representatives

The Provider Relations representatives, also known as field representatives, conduct training sessions on various ForwardHealth topics for both large and small groups of providers and billers. In addition to provider education, field representatives are available to assist providers with complex billing and claims processing questions. Field representatives are located throughout the state to offer detailed assistance to all ForwardHealth providers and all ForwardHealth programs.

Field Representative Specialization

The field representatives are assigned to [specific regions](#) of the state. In addition, the field representatives have [specialized](#) in a group of provider types. This specialization allows the field representatives to most efficiently and effectively address provider inquiries. To better direct inquiries, providers should contact the field representative in [their region who specializes in their provider type](#).

Provider Education

The field representatives' primary focus is provider education. They provide information on ForwardHealth programs and topics in the following ways:

- Conducting provider training sessions throughout the state.
- Providing training and information for newly enrolled providers and/or new staff.
- Participating in professional association meetings.

Providers may also contact the field representatives if there is a specific topic, or topics, on which they would like to have an individualized training session. This could include topics such as use of the Portal (information about claims, enrollment verification, and PA (prior authorization) requests on the Portal). Refer to the [Providers Trainings page](#) for the latest information on training opportunities.

Additional Inquiries

Providers are encouraged to initially obtain information through the ForwardHealth Portal, WiCall, and Provider Services. If these attempts are not successful, field representatives may be contacted for the following types of inquiries:

- Claims, including discrepancies regarding enrollment verification and claim processing.
- PES (Provider Electronic Solutions) claims submission software.
- Claims processing problems that have not been resolved through other channels (e.g., telephone or written

correspondence).

- Referrals by a Provider Services telephone correspondent.
- Complex issues that require extensive explanation.

Field representatives primarily work outside their offices to provide on-site service; therefore, providers should be prepared to leave a complete message when contacting field representatives, including all pertinent information related to the inquiry. Member inquiries should not be directed to field representatives. Providers should refer members to [Member Services](#).

If contacting a field representative by e-mail, providers should ensure that no individually identifiable health information, known as PHI (protected health information), is included in the message. PHI can include things such as the member's name combined with his/her identification number or SSN (Social Security number).

Information to Have Ready

Providers or their representatives should have the following information ready when they call:

- Name or alternate contact.
- County and city where services are provided.
- Name of facility or provider whom they are representing.
- NPI (National Provider Identifier) or provider number.
- Telephone number, including area code.
- A concise statement outlining concern.
- Days and times when available.

For questions about a specific claim, providers should also include the following information:

- Member's name.
- Member identification number.
- Claim number.
- DOS (date of service).

Topic #474

Provider Services

Providers should call [Provider Services](#) to answer enrollment, policy, and billing questions. Members should call [Member Services](#) for information. Members should *not* be referred to Provider Services.

The Provider Services Call Center provides service-specific assistance to Medicaid, BadgerCare Plus, WCDP (Wisconsin Chronic Disease Program), and WWWP (Wisconsin Well Woman Program) providers.

Ways Provider Services Can Help

The Provider Services Call Center is organized to include program-specific and service-specific assistance to providers. The Provider Services call center supplements the ForwardHealth Portal and WiCall by providing information on the following:

- Billing and claim submissions.
- Provider enrollment.
- COB (coordination of benefits) (e.g., verifying a member's other health insurance coverage).
- Assistance with completing forms.
- Assistance with remittance information and claim denials.
- Policy clarification.

- PA (prior authorization) status.
- Verifying covered services.

Information to Have Ready

When contacting or transferring from WiCall to the call center, callers will be prompted to enter their NPI (National Provider Identifier) or provider ID. Additionally, to facilitate service, providers are recommended to have all pertinent information related to their inquiry on hand when contacting the call center, including:

- Provider name and NPI or provider ID.
- Member name and member identification number.
- Claim number.
- PA number.
- DOS (dates of service).
- Amount billed.
- RA (Remittance Advice).
- Procedure code of the service in question.
- Reference to any provider publications that address the inquiry.

Call Center Correspondent Team

The ForwardHealth call center correspondents are organized to respond to telephone calls from providers. Correspondents offer assistance and answer inquiries specific to the program (i.e., Medicaid, WCDP, or WWWP) or to the service area (i.e., pharmacy services, hospital services) in which they are designated.

Call Center Menu Options and Inquiries

Providers contacting Provider Services are prompted to select from the following menu options:

- Member enrollment — for member enrollment inquiries and verification.
- Claim and PA status — for claim and PA status inquiries.
- Pharmacy — for drug claim, policy, and drug authorization inquiries.
- Dental — for dental inquiries.
- Policy — for all policy questions except those for pharmacy and dental.
- Provider enrollment — for provider enrollment and revalidation questions.
- EHR (Electronic Health Records) — for EHR inquiries.

Walk-in Appointments

Walk-in appointments offer face-to-face assistance for providers at the Provider Services office. Providers are encouraged to contact the Provider Services Call Center to schedule a walk-in appointment.

Written Inquiries

Providers may contact Provider Services through the Portal by selecting the "Contact Us" link. Provider Services will respond to the inquiry by the preferred method of response indicated within five business days. All information is transmitted via a secure connection to protect personal health information.

Providers may submit written inquiries to ForwardHealth by mail using the [Written Correspondence Inquiry \(F-01170 \(07/12\)\)](#) form. The Written Correspondence Inquiry form may be photocopied or downloaded via a link from the Portal. Written correspondence should be sent to the following address:

ForwardHealth
Provider Services Written Correspondence
313 Blettner Blvd
Madison WI 53784

Providers are encouraged to use the other resources before mailing a written request to ForwardHealth. Provider Services will respond to written inquiries in writing unless otherwise specified.

Topic #475

Provider Suggestions

The DHCAA (Division of Health Care Access and Accountability) is interested in improving its program for providers and members. Providers who would like to suggest a revision of any policy or procedure stated in provider publications or who wish to suggest new policies are encouraged to submit recommendations on the [Provider Suggestion \(F-1016 \(02/09\)\)](#) form.

Topic #4456

Resources Reference Guide

The [Provider Services and Resources Reference Guide](#) lists services and resources available to providers and members with contact information and hours of availability.

Provider Services and Resources Reference Guide

The Provider Services and Resources Reference Guide lists services and resources available to providers and members with contact information and hours of availability.

ForwardHealth Portal	www.forwardhealth.wi.gov/	24 hours a day, seven days a week
Public and secure access to ForwardHealth information with direct link to contact Provider Services for up-to-date access to ForwardHealth programs information, including publications, fee schedules, and forms.		
WiCall Automated Voice Response System	(800) 947-3544	24 hours a day, seven days a week
WiCall, the ForwardHealth Automated Voice Response system, provides responses to the following inquiries: <ul style="list-style-type: none"> • Checkwrite. • Claim status. • Prior authorization. • Member enrollment. 		
ForwardHealth Provider Services Call Center	(800) 947-9627	Monday through Friday, 7:00 a.m. to 6:00 p.m. (Central Standard Time)*
To assist providers in the following programs: <ul style="list-style-type: none"> • BadgerCare Plus. • Medicaid. • SeniorCare. • Wisconsin Well Woman Medicaid. • Wisconsin Chronic Disease Program (WCDP). • Wisconsin Well Woman Program (WWWP). • Wisconsin Medicaid and BadgerCare Plus Managed Care Programs. 		
ForwardHealth Portal Helpdesk	(866) 908-1363	Monday through Friday, 8:30 a.m. to 4:30 p.m. (Central Standard Time)*
To assist providers and trading partners with technical questions regarding Portal functions and capabilities, including Portal accounts, registrations, passwords, and submissions through the Portal.		
Electronic Data Interchange Helpdesk	(866) 416-4979	Monday through Friday, 8:30 a.m. to 4:30 p.m. (Central Standard Time)*
For providers, trading partners, billing services, and clearinghouses with technical questions about the following: <ul style="list-style-type: none"> • Electronic transactions. • Companion documents. • Provider Electronic Solutions (PES) software. 		
Managed Care Ombudsman Program	(800) 760-0001	Monday through Friday, 7:00 a.m. to 6:00 p.m. (Central Standard Time)*
To assist managed care enrollees with questions about enrollment, rights, responsibilities, and general managed care information.		
Member Services	(800) 362-3002	Monday through Friday, 8:00 a.m. to 6:00 p.m. (Central Standard Time)*
To assist ForwardHealth members or persons calling on behalf of members with program information and requirements, enrollment, finding certified providers, and resolving concerns.		
Wisconsin AIDS Drug Assistance Program (ADAP)	(800) 991-5532	Monday through Friday, 8:00 a.m. to 4:30 p.m. (Central Standard Time)*
To assist ADAP providers and members, or persons calling on behalf of members, with program information and requirements, enrollment, finding enrolled providers, and resolving concerns.		

*With the exception of state-observed holidays.

Electronic Data Interchange

Topic #459

Companion Guides and NCPDP Version D.0 Payer Sheet

Companion guides and the NCPDP (National Council for Prescription Drug Programs) version D.0 payer sheet are available for download on the ForwardHealth Portal.

Purpose of Companion Guides

ForwardHealth [companion guides and payer sheet](#) provide trading partners with useful technical information on ForwardHealth's standards for nationally recognized electronic transactions.

The information in companion guides and payer sheet applies to BadgerCare Plus, Medicaid, SeniorCare, ADAP (Wisconsin AIDS Drug Assistance Program), WCDP (Wisconsin Chronic Disease Program), and WWWP (Wisconsin Well Woman Program). Companion guides and payer sheet are intended for information technology and systems staff who code billing systems or software.

The companion guides and payer sheet complement the federal HIPAA (Health Insurance Portability and Accountability Act of 1996) Implementation Guides and highlight information that trading partners need to successfully exchange electronic transactions with ForwardHealth, including general topics such as the following:

- Methods of exchanging electronic information (e.g., exchange interfaces, transaction administration, and data preparation).
- Instructions for constructing the technical component of submitting or receiving electronic transactions (e.g., claims, RA (Remittance Advice), and enrollment inquiries).

Companion guides and payer sheet do *not* include program requirements, but help those who create the electronic formats for electronic data exchange.

Companion guides and payer sheet cover the following specific subjects:

- Getting started (e.g., identification information, testing, and exchange preparation).
- Transaction administration (e.g., tracking claims submissions, contacting the [EDI \(Electronic Data Interchange\) Helpdesk](#).
- Transaction formats.

Revisions to Companion Guides and Payer Sheet

Companion guides and payer sheet may be updated as a result of changes to federal requirements. When this occurs, ForwardHealth will do the following:

- Post the revised companion guides and payer sheet on the ForwardHealth Portal.
- Post a message on the banner page of the RA.
- Send an e-mail to trading partners.

Trading partners are encouraged to periodically check for revised companion guides and payer sheet on the Portal. If trading partners do not follow the revisions identified in the companion guides or payer sheet, transactions may not process successfully (e.g., claims may deny or process incorrectly).

A change summary located at the end of the revised companion guide lists the changes that have been made. The date on the companion guide reflects the date the revised companion guide was posted to the Portal. In addition, the version number located in the footer of the first page is changed with each revision.

Revisions to the payer sheet are listed in Appendix A. The date on the payer sheet reflects the date the revised payer sheet was posted to the Portal.

Topic #460

Data Exchange Methods

The following data exchange methods are supported by the [EDI \(Electronic Data Interchange\) Helpdesk](#):

- Remote access server dial-up, using a personal computer with a modem, browser, and encryption software.
- Secure Web, using an Internet Service Provider and a personal computer with a modem, browser, and encryption software.
- Real-time, by which trading partners exchange the NCPDP (National Council for Prescription Drug Programs) D.0, 270/271 (270/271 Health Care Eligibility/Benefit Inquiry and Information Response), 276/277 (276/277 Health Care Claim Status Request and Response), or 278 (278 Health Care Services Review — Request for Review and Response) transactions via an approved clearinghouse.

The EDI Helpdesk supports the exchange of the transactions for BadgerCare Plus, Medicaid, SeniorCare, ADAP (Wisconsin AIDS Drug Assistance Program), WCDP (Wisconsin Chronic Disease Program), and WWWP (Wisconsin Well Woman Program).

Topic #461

Electronic Data Interchange Helpdesk

The [EDI \(Electronic Data Interchange\) Helpdesk](#) assists anyone interested in becoming a trading partner with getting started and provides ongoing support pertaining to electronic transactions. Providers, billing services, and clearinghouses are encouraged to contact the EDI Helpdesk for test packets and/or technical questions.

Providers with policy questions should call [Provider Services](#).

Topic #462

Electronic Transactions

HIPAA (Health Insurance Portability and Accountability Act of 1996) ASC (Accredited Standards Committee) X12 version 5010 companion guides and the NCPDP (National Council for Prescription Drug Programs) version D.0 payer sheet are available for download on the [HIPAA Version 5010 Companion Guides and NCPDP Version D.0 Payer Sheet page](#) of the ForwardHealth Portal.

Trading partners may submit claims and adjustment requests, inquire about member enrollment, claim status, and ForwardHealth payment advice by exchanging electronic transactions.

Through the [EDI \(Electronic Data Interchange\) Helpdesk](#), trading partners may exchange the following electronic transactions:

- 270/271 (270/271 Health Care Eligibility/Benefit Inquiry and Information Response). The 270 is the electronic transaction

for inquiring about a member's enrollment. The 271 is received in response to the inquiry.

- 276/277 (276/277 Health Care Claim Status Request and Response). The 276 is the electronic transaction for checking claim status. The 277 is received in response.
- 278 (278 Health Care Services Review - Request for Review and Response). The electronic transaction for health care service PA (prior authorization) requests.
- 835 (835 Health Care Claim Payment/Advice). The electronic transaction for receiving remittance information.
- 837 (837 Health Care Claim). The electronic transaction for submitting claims and adjustment requests.
- 999 (999 Functional Acknowledgment). The electronic transaction for reporting whether a transaction is accepted or rejected.
- TA1 InterChange Acknowledgment. The electronic transaction for reporting a transaction that is rejected for interChange-level errors.
- NCPDP D.0 Telecommunication Standard for Retail Pharmacy Claims. The real-time POS (Point-of-Sale) electronic transaction for submitting pharmacy claims.

Topic #463

Provider Electronic Solutions Software

ForwardHealth offers electronic billing software at no cost to providers. PES (Provider Electronic Solutions) software allows providers to submit 837 (837 Health Care Claim) transactions and download the 999 (999 Functional Acknowledgment) and the 835 (835 Health Care Claim Payment/Advice) transactions. To obtain PES software, providers may download it from the [ForwardHealth Portal](#). For assistance installing and using PES software, providers may call the [EDI \(Electronic Data Interchange\) Helpdesk](#).

Topic #464

Trading Partner Profile

A [Trading Partner Profile](#) must be completed and signed for each billing provider number that will be used to exchange electronic transactions.

In addition, billing providers who do not use a third party to exchange electronic transactions, billing services, and clearinghouses are required to complete a Trading Partner Profile.

To determine whether a Trading Partner Profile is required, providers should refer to the following:

- Billing providers who do not use a third party to exchange electronic transactions, including providers who use the PES (Provider Electronic Solutions) software, are required to complete the Trading Partner Profile.
- Billing providers who use a third party (billing services and clearinghouses) to exchange electronic transactions are required to submit a Trading Partner Profile.
- Billing services and clearinghouses, including those that use PES software, that are authorized by providers to exchange electronic transactions on a provider's behalf, are required to submit a Trading Partner Profile.

Providers who change billing services and clearinghouses or become a trading partner should keep their information updated by contacting the [EDI \(Electronic Data Interchange\) Helpdesk](#).

Topic #465

Trading Partners

ForwardHealth exchanges nationally recognized electronic transactions with trading partners. A "trading partner" is defined as a covered entity that exchanges electronic health care transactions. The following covered entities are considered trading partners:

- Providers who exchange electronic transactions directly with ForwardHealth.
- Billing services and clearinghouses that exchange electronic transactions directly with ForwardHealth on behalf of a billing provider.

Enrollment Verification

Topic #256

270/271 Transactions

The [270/271 \(270/271 Health Care Eligibility/Benefit Inquiry and Information Response\)](#) transactions allow for batch enrollment verification, including information for the current benefit month or for any date of eligibility the member has on file, through a secure Internet connection. The 270 is the electronic transaction for inquiring about a member's enrollment. The 271 is received in response to the inquiry.

For those providers who are federally required to have an NPI (National Provider Identifier), an NPI is required on the 270/271 transactions. The NPI indicated on the 270 is verified to ensure it is associated with a valid enrollment on file with ForwardHealth. The 271 response will report the NPI that was indicated on the 270.

For those providers exempt from NPI, a provider ID is required on the 270/271 transactions. The provider ID indicated on the 270 is verified to ensure it is associated with a valid enrollment on file with ForwardHealth. The 271 response will report the provider ID that was indicated on the 270.

Topic #469

An Overview

Providers should always verify a member's enrollment before providing services, both to determine enrollment for the current date (since a member's enrollment status may change) and to discover any limitations to the member's coverage. Each enrollment verification method allows providers to verify the following prior to services being rendered:

- A member's enrollment in a ForwardHealth program(s).
- State-contracted MCO (managed care organization) enrollment.
- Medicare enrollment.
- Limited benefits categories.
- Any other commercial health insurance coverage.
- Exemption from copayments for BadgerCare Plus members.

Topic #259

Commercial Enrollment Verification Vendors

ForwardHealth has agreements with several [commercial enrollment verification vendors](#) to offer enrollment verification technology to ForwardHealth providers. Commercial enrollment verification vendors have up-to-date access to the ForwardHealth enrollment files to ensure that providers have access to the most current enrollment information. Providers may access Wisconsin's EVS (Enrollment Verification System) to verify member enrollment through one or more of the following methods available from commercial enrollment verification vendors:

- Magnetic stripe card readers.
- Personal computer software.
- Internet.

Vendors sell magnetic stripe card readers, personal computer software, Internet access, and other services. They also provide ongoing maintenance, operations, and upgrades of their systems. Providers are responsible for the costs of using these enrollment verification methods.

Note: Providers are *not* required to purchase services from a commercial enrollment verification vendor. For more information on other ways to verify member enrollment or for questions about ForwardHealth identification cards, contact [Provider Services](#).

The real-time enrollment verification methods allow providers to print a paper copy of the member's enrollment information, including a transaction number, for their records. Providers should retain this number or the printout as proof that an inquiry was made.

Magnetic Stripe Card Readers

The magnetic stripe card readers resemble credit card readers. Some ForwardHealth identification cards have a magnetic stripe and signature panel on the back, and a unique, 16-digit card number on the front. The 16-digit card number is valid only for use with a magnetic card reader.

Providers receive current member enrollment information after passing the ForwardHealth card through the reader or entering the member identification number or card number into a keypad and entering the DOS (date of service) about which they are inquiring.

Personal Computer Software

Personal computer software can be integrated into a provider's current computer system by using a modem and can access the same information as the magnetic stripe card readers.

Internet Access

Some enrollment verification vendors provide real-time access to enrollment from the EVS through the Internet.

Topic #4903

Copayment Information

If a member is enrolled in BadgerCare Plus or Wisconsin Medicaid and is exempt from paying copayments for services, providers will receive the following response to an enrollment query from all methods of enrollment verification:

- The name of the benefit plan.
- The member's enrollment dates.
- The message, "No Copay."

If a member is enrolled in BadgerCare Plus, Medicaid, or SeniorCare and is required to pay a copayment, the provider will be given the name of the benefit plan in which the member is enrolled and the member's enrollment dates for the benefit plan only.

Topic #264

Enrollment Verification System

Member enrollment issues are the primary reason claims are denied. To reduce claim denials, providers should *always* verify a

member's enrollment before providing services, both to determine enrollment for the current date (since a member's enrollment status may change) and to discover any limitations to the member's coverage. Providers may want to verify the member's enrollment a second time before submitting a claim to find out whether the member's enrollment information has changed since the appointment.

Providers can access Wisconsin's EVS (Enrollment Verification System) to receive the most current enrollment information through the following methods:

- ForwardHealth Portal.
- [WiCall](#), Wisconsin's AVR (Automated Voice Response) system.
- Commercial enrollment verification vendors.
- 270/271 (270/271 Health Care Eligibility/Benefit Inquiry and Response) transactions.
- [Provider Services](#).

Providers cannot charge a member, or authorized person acting on behalf of the member, for verifying his or her enrollment.

The EVS does not indicate other government programs that are secondary to Wisconsin Medicaid.

Topic #4901

Enrollment Verification on the Portal

The secure ForwardHealth Portal offers real-time member enrollment verification for all ForwardHealth programs. Providers will be able to use this tool to determine:

- The benefit plan(s) in which the member is enrolled.
- If the member is enrolled in a state-contracted managed care program (for Medicaid and BadgerCare Plus members).
- If the member has any other coverage, such as Medicare or commercial health insurance.
- If the member is exempted from copayments (BadgerCare Plus members only).

To access enrollment verification via the ForwardHealth Portal, providers will need to do the following:

- Go to the ForwardHealth Portal.
- Establish a provider account.
- Log into the secure Portal.
- Click on the menu item for enrollment verification.

Providers will receive a unique transaction number for each enrollment verification inquiry. Providers may access a history of their enrollment inquiries using the Portal, which will list the date the inquiry was made and the enrollment information that was given on the date that the inquiry was made. For a more permanent record of inquiries, providers are advised to use the "print screen" function to save a paper copy of enrollment verification inquiries for their records or document the transaction number at the beginning of the response, for tracking or research purposes. This feature allows providers to access enrollment verification history when researching claim denials due to enrollment issues.

The Provider Portal is available 24 hours a day, seven days a week.

Topic #4900

Entering Dates of Service

Enrollment information is provided based on a "From" DOS (date of service) and a "To" DOS that the provider enters when

making the enrollment inquiry. For enrollment inquiries, a "From" DOS is the earliest date for which the provider is requesting enrollment information and the "To" DOS is the latest date for which the provider is requesting enrollment information.

Providers should use the following guidelines for entering DOS when verifying enrollment for Wisconsin Medicaid, BadgerCare Plus, SeniorCare, or WCDP (Wisconsin Chronic Disease Program) members:

- The "From" DOS is the earliest date the provider requires enrollment information.
- The "To" DOS must be within 365 days of the "From" DOS.
- If the date of the request is prior to the 20th of the current month, then providers may enter a "From" DOS and "To" DOS up to the end of the current calendar month.
- If the date of the request is on or after the 20th of the current month, then providers may enter a "From" DOS and "To" DOS up to the end of the following calendar month.

For example, if the date of the request was November 15, 2008, the provider could request dates up to and including November 30, 2008. If the date of the request was November 25, 2008, the provider could request dates up to and including December 31, 2008.

Topic #265

Member Forgets ForwardHealth Identification Card

Even if a member does not present a ForwardHealth identification card, a provider can use Wisconsin's EVS (Enrollment Verification System) to verify enrollment; otherwise, the provider may choose not to provide the service(s) until a member brings in a ForwardHealth card.

A provider may use a combination of the member's name, date of birth, ForwardHealth identification number, or SSN (Social Security number) with a "0" at the end to access enrollment information through the EVS.

A provider may call [Provider Services](#) with the member's full name and date of birth to obtain the member's enrollment information if the member's identification number or SSN is not known.

Topic #4899

Member Identification Card Does Not Guarantee Enrollment

Most members receive a member identification card, but possession of a program identification card does not guarantee enrollment. Periodically, members may become ineligible for enrollment, only to re-enroll at a later date. Members are told to keep their cards even though they may have gaps in enrollment periods. It is possible that a member will present a card when he or she is not enrolled; therefore, it is essential that providers verify enrollment before providing services. To reduce claim denials, it is important that providers verify the following information prior to each DOS (date of service) that services are provided:

- If a member is enrolled in any ForwardHealth program, including benefit plan limitations.
- If a member is enrolled in a managed care organization.
- If a member is in primary provider lock-in status.
- If a member has Medicare or other insurance coverage.

Topic #4898

Responses Are Based on Financial Payer

When making an enrollment inquiry through Wisconsin's EVS (Enrollment Verification System), the returned response will provide information on the member's enrollment in benefit plans based on financial payers.

There are three financial payers under ForwardHealth:

- Medicaid (Medicaid is the financial payer for Wisconsin Medicaid, BadgerCare Plus, and SeniorCare).
- WCDP (Wisconsin Chronic Disease Program).
- WWWP (Wisconsin Well Woman Program).

Within each financial payer are benefit plans. Each member is enrolled under at least one of the three financial payers, and under each financial payer, is enrolled in at least one benefit plan. An individual member may be enrolled under more than one financial payer. (For instance, a member with chronic renal disease may have health care coverage under the BadgerCare Plus Standard Plan and the WCDP chronic renal disease program. The member is enrolled under two financial payers, Medicaid and WCDP.) Alternatively, a member may have multiple benefits under a single financial payer. (For example, a member may be covered by the TB-Only (Tuberculosis-Related Services Only) Benefit and Family Planning Only Services at the same time, both of which are administered by Medicaid.)

Forms

Topic #767

An Overview

ForwardHealth requires providers to use a variety of forms for PA (prior authorization), claims processing, and documenting special circumstances.

Topic #470

Fillable Forms

Most forms may be obtained from the [Forms](#) page of the ForwardHealth Portal.

Forms on the Portal are available as fillable PDF (Portable Document Format) files, which can be viewed with Adobe Reader[®] computer software. Providers may also complete and print fillable PDF files using Adobe Reader[®].

To complete a fillable PDF, follow these steps:

- Select a specific form.
- Save the form to the computer.
- Use the "Tab" key to move from field to field.

Note: The Portal provides instructions on how to obtain Adobe Reader[®] at no charge from the Adobe[®] Web site. Adobe Reader[®] only allows providers to view and print completed PDFs. It does not allow users to save completed fillable PDFs to their computer; however, if Adobe Acrobat[®] is purchased, providers may save completed PDFs to their computer. Refer to the [Adobe[®] Web site](#) for more information about fillable PDFs.

Selected forms are also available in fillable Microsoft[®] Word format on the Portal. The fillable Microsoft[®] Word format allows providers to complete and print the form using Microsoft[®] Word. To complete a fillable Microsoft[®] Word form, follow these steps:

- Select a specific form.
- Save the form to the computer.
- Use the "Tab" key to move from field to field.

Note: Providers may save fillable Microsoft[®] Word documents to their computer by choosing "Save As" from the "File" menu, creating a file name, and selecting "Save" on their desktop.

Topic #766

Telephone or Mail Requests

Providers who do not have Internet access or who need forms that are not available on the ForwardHealth Portal may obtain them by doing either of the following:

- Requesting a paper copy of the form by calling [Provider Services](#). Questions about forms may also be directed to Provider Services.
- Submitting a written request and mailing it to ForwardHealth. Include a return address, the name of the form, and the form number and send the request to the following address:

ForwardHealth
Form Reorder
313 Blettner Blvd
Madison WI 53784

Portal

Topic #4904

Claims and Adjustments Using the ForwardHealth Portal

Providers can [track the status](#) of their submitted claims, [submit individual claims](#), correct errors on claims, copy claims, and determine what claims are in "pay" status on the ForwardHealth Portal. Providers have the ability to [search for and view](#) the status of all their finalized claims, regardless of how they were submitted (i.e., paper, electronic, clearinghouse). If a claim contains an error, providers can correct it on the Portal and resubmit it to ForwardHealth.

Providers can submit an individual claim or adjust a claim through DDE (Direct Data Entry) through the secure Portal.

Topic #8524

Conducting Revalidation Via the ForwardHealth Portal

Providers can conduct [revalidation](#) online via a secure revalidation area of the ForwardHealth Portal.

Topic #5157

Cost Share Reports for Long-Term Managed Care Organizations

Individual cost share reports for long-term care MCOs (managed care organizations) that provide Family Care, Family Care Partnership, and PACE (Program of All-Inclusive Care for the Elderly) services are available via the secure area of the ForwardHealth Portal and can be downloaded as an Excel file.

Topic #4345

Creating a Provider Account

Each provider needs to designate one individual as an administrator of the ForwardHealth Portal account. This user establishes the administrative account once his or her PIN (personal identification number) is received. The administrative user is responsible for this provider account and is able to add accounts for other users (clerks) within his or her organization and assign security roles to clerks that have been established. To establish an administrative account after receiving a PIN, the administrative user is required to follow these steps:

1. Go to the ForwardHealth Portal.
2. Click the **Providers** button.
3. Click **Logging in for the first time?**.
4. Enter the Login ID and PIN. The Login ID is the provider's NPI or provider number.
5. Click **Setup Account**.
6. At the Account Setup screen, enter the user's information in the required fields.

7. Read the security agreement and click the checkbox to indicate agreement with its contents.
8. Click **Submit** when complete.

Once in the secure Provider area of the Portal, the provider may conduct business online with ForwardHealth via a secure connection. Providers may also perform the following administrative functions from the Provider area of the Portal:

- Establish accounts and define access levels for clerks.
- Add other organizations to the account.
- Switch organizations.

Refer to the Account User Guide on the [Portal User Guides page](#) of the Portal for more detailed instructions on performing these functions.

Topic #16737

Demographic Maintenance Tool

The demographic maintenance tool allows providers to update information online that they are required to keep [current](#) with ForwardHealth. To access the demographic maintenance tool, providers need a ForwardHealth Portal account. After logging into their Portal account, providers should select the Demographic Maintenance link located in the Home Page box on the right side of the secure Provider home page.

Note: The Demographic Maintenance link will only display for administrative accounts or for clerk accounts that have been assigned the Demographic Maintenance role. The [Account User Guide](#) provides specific information about assigning roles.

The demographic maintenance tool contains general panels which are available to all or most providers as well as specific panels which are only available to certain provider types and specialties. The [Demographic Maintenance Tool User Guide](#) provides further information about general and provider-specific panels.

Uploading Supporting Documentation

Providers can upload enrollment-related supporting documentation (e.g., licenses, certifications) using the demographic maintenance tool. Documents in the following formats can be uploaded:

- JPEG (Joint Photographic Experts Group) (.jpg or .jpeg).
- PDF (Portable Document Format) (.pdf).

To avoid delays in processing, ForwardHealth strongly encourages providers to upload their documents.

Submitting Information

After making *all* their changes, providers are required to submit their information in order to save it. After submitting information, providers will receive one of the following messages:

- "Your information was *updated* successfully." This message indicates that providers' files were immediately updated with the changed information.
- "Your information was *uploaded* successfully." This message indicates that ForwardHealth needs to verify the information before providers' files can be updated. Additionally, an Application Submitted panel will display and indicate next steps.

Verification

ForwardHealth will verify changes within 10 business days of submission. If the changes can be verified, ForwardHealth will update providers' files. In some cases, providers may receive a Change Notification letter indicating what information ForwardHealth updated. Providers should carefully review the Provider File Information Change Summary included with the letter to verify the accuracy of the changes. If any of the changes are inaccurate, providers can correct the information using the demographic maintenance tool. Providers may contact [Provider Services](#) if they have questions regarding the letter.

Regardless of whether or not providers are notified that their provider files were updated, changed information is not considered approved until 10 business days after the information was changed. If the changes cannot be verified within 10 business days, ForwardHealth will notify providers by mail that their provider files were not updated, and providers will need to make corrections using the demographic maintenance tool.

Topic #16577

Verification of Vehicle or Driver Information

SMV (specialized medical vehicle) providers are [required](#) to maintain vehicle and driver information and report any changes to ForwardHealth using the demographic maintenance tool *before* the changes take effect.

Upon submission, changed vehicle or driver information will immediately display in the demographic maintenance tool; however, changed vehicle or driver information is not considered approved until 10 business days after the information was changed. Providers should check the demographic maintenance tool after 10 business days to ensure their information was approved. If ForwardHealth could not verify the information, the information will have been removed from the demographic maintenance tool. Once removed, ForwardHealth will notify providers by mail that their provider file was not updated, and providers will need to make corrections using the demographic maintenance tool.

Note: Providers who add a vehicle will receive a Specialized Medical Vehicle Added Vehicle (F-11231 (10/08)) letter in the mail after ForwardHealth verifies the information.

Topic #4340

Designating a Trading Partner to Receive 835 Health Care Claim Payment/Advice Transactions

Providers must designate a trading partner to receive their 835 (835 Health Care Claim Payment/Advice) transaction for ForwardHealth interChange.

Providers who wish to submit their [835](#) designation via the Portal are required to create and establish a provider account to have access to the secure area of the Portal.

To designate a trading partner to receive 835 transactions, providers must first complete the following steps:

- Access the Portal and log into their secure account by clicking the Provider link/button.
- Click on the Designate 835 Receiver link on the right-hand side of the secure home page.
- Enter the identification number of the trading partner that is to receive the 835 in the Trading Partner ID field.
- Click Save.

Providers who are unable to use the Portal to designate a trading partner to receive 835 transactions may call the [EDI \(Electronic Data Interchange\) Helpdesk](#) or submit a [paper \(Trading Partner 835 Designation, F-13393 \(07/12\)\)](#) form.

Topic #5087

Electronic Communications

The secure ForwardHealth Portal contains a one-way message center where providers can receive electronic notifications and provider publications from ForwardHealth. All new messages display on the provider's main page within the secure Portal.

Topic #5088

Enrollment Verification

The secure ForwardHealth Portal offers real time member [enrollment verification](#) for all ForwardHealth programs. Providers are able to use this tool to determine:

- The health care program(s) in which the member is enrolled.
- Whether or not the member is enrolled in a state-contracted MCO (managed care organization).
- Whether or not the member has any third-party liability, such as Medicare or commercial health insurance.
- Whether or not the member is enrolled in the [Pharmacy Services Lock-In Program](#) and the member's Lock-In pharmacy, primary care provider, and referral providers (if applicable).

Using the Portal to check enrollment may be more effective than calling [WiCall](#) or the EVS (Enrollment Verification System) (although both are available).

Providers are assigned a unique enrollment verification number for each inquiry. Providers can also use the "print screen" function to print a paper copy of enrollment verification inquiries for their records.

Topic #4338

ForwardHealth Portal

Providers, members, trading partners, managed care programs, and partners have access to public *and* secure information through the ForwardHealth Portal.

The Portal has the following areas:

- Providers (public and secure).
- Trading Partners.
- Members.
- MCO (managed care organization).
- Partners.

The secure Portal allows providers to conduct business and exchange electronic transactions with ForwardHealth. The public Portal contains general information accessible to all users. Members can access general health care program information and apply for benefits [online](#).

Topic #4441

ForwardHealth Portal Helpdesk

Providers and trading partners may call the [ForwardHealth Portal Helpdesk](#) with technical questions on Portal functions, including their Portal accounts, registrations, passwords, and submissions through the Portal.

Topic #16517

ForwardHealth's Transition to ICD-10-CM and ICD-10-PCS Code Sets

ICD-10 Code Set Transition Portal Page

ForwardHealth has established the [ICD-10 \(International Classification of Diseases, 10th Revision\) Code Set Transition](#) Portal page to communicate information related to the transition to ICD-10-CM (International Classification of Diseases, 10th Revision, Clinical Modification) and ICD-10-PCS (International Classification of Diseases, 10th Revision, Procedure Coding System) code sets. The ICD-10 Code Set Transition page is a repository of information and communications related to ForwardHealth's transition to ICD-10. All stakeholders and interested parties are encouraged to check the ICD-10 Code Set Transition page regularly for new information.

ICD-10 Project Information E-mail Subscription Messaging

ForwardHealth has introduced a new e-mail subscription option, ICD-10 Project Information, to communicate targeted ICD-10 information. All interested parties are encouraged to [register to receive information from ForwardHealth about ICD-10](#), including those with Portal account access and those already registered to receive e-mail subscription messages for other service areas. Adding ICD-10 as a subscription option will not impact existing subscriptions. The ICD-10 e-mail option will automatically be discontinued when communicating ICD-10 transition information is no longer necessary.

Frequently Asked Questions About ForwardHealth's Transition to ICD-10

ForwardHealth has developed a [Frequently Asked Questions About ForwardHealth's Transition to ICD-10](#) document to capture questions submitted from stakeholders and to share answers. The document is revised with new information as it is available.

Submit an ICD-10 Question to ForwardHealth

Stakeholders may submit ICD-10 questions to ForwardHealth directly from the ICD-10 Code Set Transition page by clicking on the [Submit an ICD-10 Question to ForwardHealth](#) link.

Topic #4451

Inquiries to ForwardHealth Via the Portal

Providers are able to contact Provider Services through the ForwardHealth Portal by clicking the [Contact](#) link and entering the relevant inquiry information, including selecting the preferred method of response (i.e., telephone call or e-mail). Provider Services will respond to the inquiry by the preferred method of response indicated within five business days.

Topic #4400

Internet Connection Speed

ForwardHealth recommends providers have an Internet connection that will provide an upload speed of at least 768 Kbps and a download speed of at least 128 Kbps in order to efficiently conduct business with ForwardHealth via the Portal.

For [PES \(Provider Electronic Solutions\)](#) users, ForwardHealth recommends an Internet connection that will provide a download speed of at least 128 Kbps for downloading PES software and software updates from the Portal.

These download speeds are generally not available through a dial-up connection.

Topic #4351

Logging in to the Provider Area of the Portal

Once an administrative user's or other user's account is set up, he or she may log in to the Provider area of the ForwardHealth Portal to conduct business. To log in, the user is required to click the "Provider" link or button, then enter his or her username and password and click "Go" in the Login to Secure Site box at the right side of the screen.

Topic #4743

Managed Care Organization Portal

Information and Functions Through the Portal

The [MCO \(managed care organization\) area](#) of the ForwardHealth Portal allows state-contracted MCOs to conduct business with ForwardHealth. The Public MCO page offers easy access to key MCO information and Web tools. A log-in is required to access the secure area of the Portal to submit or retrieve account and member information which may be sensitive.

The following information is available through the Portal:

- Listing of all Medicaid-enrolled providers.
- Coordination of Benefits Extract/Insurance Carrier Master List information updated quarterly.
- Data Warehouse, which is linked from the Portal to Business Objects. The Business Objects function allows for access to MCO data for long term care MCOs.
- Electronic messages.
- Enrollment verification by entering a member ID or SSN (Social Security number) with date of birth and a "from DOS (date of service)" and a "to DOS" range. A transaction number is assigned to track the request.
- Member search function for retrieving member information such as medical status code, and managed care and Medicare information.
- Provider search function for retrieving provider information such as address, telephone number, provider ID, taxonomy code (if applicable), and provider type and specialty.
- HealthCheck information.
- MCO contact information.
- Technical contact information. Entries may be added via the Portal.

Topic #5158

Managed Care Organization Portal Reports

The following reports are generated to MCOs (managed care organizations) through their account on the ForwardHealth MCO Portal:

- Capitation Payment Listing Report.
- Cost Share Report (long-term MCOs only).
- Enrollment Reports.

MCOs are required to establish a Portal account in order to receive reports from ForwardHealth.

Capitation Payment Listing Report

The Capitation Payment Listing Report provides "payee" MCOs with a detailed listing of the members for whom they receive capitation payments. ForwardHealth interChange creates adjustment transaction information weekly and regular capitation transaction information monthly. The weekly batch report includes regular and adjustment capitation transactions. MCOs have the option of receiving both the Capitation Payment Listing Report and the 820 Payroll Deducted and Other Group Premium Payment for Insurance Products transactions.

Initial Enrollment Roster Report

The Initial Enrollment Roster Report is generated according to the annual schedules detailing the number of new and continuing members enrolled in the MCO and those disenrolled before the next enrollment month.

Final Enrollment Roster Report

The Final Enrollment Roster Report is generated the last business day of each month and includes members who have had a change in status since the initial report and new members who were enrolled after the Initial Enrollment Roster Report was generated.

Other Reports

Additional reports are available for BadgerCare Plus HMOs, SSI HMOs, and long-term MCOs. Some are available via the Portal and some in the secure FTP (file transfer protocol).

Topic #4744

Members ForwardHealth Portal

Members can access ForwardHealth information by going to the ForwardHealth Portal. Members can search through a directory of providers by entering a ZIP code, city, or county. Members can also access all member-related ForwardHealth applications and forms. Members can use [ACCESS](#) to check availability, apply for benefits, check current benefits, and report any changes.

Topic #4344

Obtaining a Personal Identification Number

To establish an account on the ForwardHealth Portal, providers are required to obtain a PIN (personal identification number). The PIN is a unique, nine-digit number assigned by ForwardHealth interChange for the sole purpose of allowing a provider to establish a Portal account. It is used in conjunction with the provider's login ID. Once the Portal account is established, the provider will be prompted to create a username and password for the account, which will subsequently be used to log in to the Portal.

Note: The PIN used to create the provider's Portal account is not the same PIN used for revalidation. Providers will receive a separate PIN for revalidation.

A provider may need to request more than one PIN if he or she is a provider for more than one program or has more than one

type of provider enrollment. A separate PIN will be needed for each provider enrollment. Health care providers will need to supply their NPI (National Provider Identifier) and corresponding taxonomy code when requesting an account. Non-healthcare providers will need to supply their unique provider number.

Providers may request a PIN by following these steps:

1. Go to the [Portal](#).
2. Click on the "Providers" link or button.
3. Click the "Request Portal Access" link from the Quick Links box on the right side of the screen.
4. At the Request Portal Access screen, enter the following information:
 - a. Health care providers are required to enter their NPI and click "Search" to display a listing of ForwardHealth enrollments. Select the correct enrollment for the account. The taxonomy code, ZIP+4 code, and financial payer for that enrollment will be automatically populated. Enter the SSN (Social Security number) or TIN (Tax Identification Number).
 - b. Non-healthcare providers are required to enter their provider number, financial payer, and SSN or TIN. (This option should only be used by non-healthcare providers who are exempt from NPI requirements).

The financial payer is one of the following:

- Medicaid (Medicaid is the financial payer for Wisconsin Medicaid, BadgerCare Plus, and Senior Care).
 - SSI (Supplemental Security Income).
 - WCDP (Wisconsin Chronic Disease Program).
 - The WWWP (Wisconsin Well Woman Program).
- c. Click **Submit**.
 - d. Once the Portal Access Request is successfully completed, ForwardHealth will send a letter with the provider's PIN to the address on file.

Topic #4459

Online Handbook

The Online Handbook allows providers access to all policy and billing information for Wisconsin Medicaid, BadgerCare Plus, ADAP (Wisconsin AIDS Drug Assistance Program), and WCDP (Wisconsin Chronic Disease Program) in one centralized place. A secure ForwardHealth Portal account is not required to use the Online Handbook as it is available to all Portal visitors.

Revisions to policy information are incorporated immediately after policy changes have been issued in *ForwardHealth Updates*. The Online Handbook also links to the [ForwardHealth Publications page](#), an archive section that providers can use to research past policy and procedure information.

The Online Handbook, which is available through the public area of the Portal, is designed to sort information based on user-entered criteria, such as program and provider type. It is organized into sections and chapters. Sections within each handbook may include the following:

- Claims.
- Coordination of Benefits.
- Managed Care.
- Member Information.
- Prior Authorization.
- Provider Enrollment and Ongoing Responsibilities.
- Reimbursement.
- Resources.

Each section consists of separate chapters (e.g., claims submission, procedure codes), which contain further detailed information.

Advanced Search Function

The Online Handbook has an advanced search function, which allows providers to search for a specific word or phrase within a user type, program, service area, or throughout the entire Online Handbook.

Providers can access the advanced search function by following these steps:

1. Go to the Portal.
2. Click the "Online Handbooks" link in the upper left "Providers" box.
3. Complete the two drop-down selections at the right to narrow the search by program and service area, if applicable. This is not needed if providers wish to search the entire Online Handbook.
4. Click "Advanced Search" to open the advanced search options.
5. Enter the word or phrase you would like to search.
6. Select "Search within the options selected above" or "Search all handbooks, programs and service areas."
7. Click the "Search" button.

ForwardHealth Publications Archive Area

The ForwardHealth Publications page of the Online Handbook allows providers to view old *Updates* and previous versions of the Online Handbook.

Providers can access the archive information area by following these steps:

1. Go to the Portal.
2. Click the "Online Handbooks" link in the upper left "Providers" box.
3. Click on the "Updates and Handbooks" link. (This link is below the three drop-down menus.)

Topic #5089

Other Business Enhancements Available on the Portal

The secure Provider area of the ForwardHealth Portal enables providers to do the following:

- Verify member enrollment.
- View RAs (Remittance Advice).
- Designate which trading partner is eligible to receive the provider's 835 (835 Health Care Claim Payment/Advice).
- Update and maintain provider file information. Providers have the choice to indicate separate addresses for different business functions.
- Receive electronic notifications and provider publications from ForwardHealth.
- Enroll in EFT (electronic funds transfer).
- Track provider-submitted PA (prior authorization) requests.

Topic #4911

Portal Account Administrators

Portal administrators are responsible for requesting, creating, and managing accounts to access these features for their organization.

There must be one administrator assigned for each Portal account and all users established for that account. The responsibilities of the Portal administrator include:

- Ensuring the security and integrity of all user accounts (clerk administrators and clerks) created and associated with their Portal account.
- Ensuring clerks or clerk administrators are given the appropriate authorizations they need to perform their functions for the provider, trading partner, or MCO (managed care organization).
- Ensuring that clerks or clerk administrator accounts are removed/deleted promptly when the user leaves the organization.
- Ensuring that the transactions submitted are valid and recognized by ForwardHealth.
- Ensuring that all users they establish know and follow security and guidelines as required by HIPAA (Health Insurance Portability Accountability Act of 1996). As Portal administrators establish their Portal account and create accounts for others to access private information, administrators are reminded that all users must comply with HIPAA. The HIPAA privacy and security rules require that the confidentiality, integrity, and availability of PHI (protected health information) are maintained at all times. The HIPAA Privacy Rule provides guidelines governing the disclosure of PHI. The HIPAA Security Rule delineates the security measures to be implemented for the protection of electronic PHI. If Portal administrators have any questions concerning the protection of PHI, visit the Portal for additional information.

Portal administrators have access to all secure functions for their Portal account.

Establish an Administrator Account

All Portal accounts require an administrator account. The administrator is a selected individual who has overall responsibility for management of the account. Therefore, he or she has complete access to all functions within the specific secure area of his or her Portal and are permitted to add, remove, and manage other individual roles.

Topic #4912

Portal Clerk Administrators

A Portal administrator may choose to delegate some of the authority and responsibility for setting up and managing the users within their ForwardHealth Portal account. If so, the Portal administrator may establish a clerk administrator. An administrator or clerk administrator can create, modify, manage or remove clerks for a Portal account. When a clerk is created, the administrator or clerk administrator must grant permissions to the clerks to ensure they have the appropriate access to the functions they will perform. A clerk administrator can only grant permissions that they themselves have. For example, if an administrator gives a clerk administrator permission only for enrollment verification, then the clerk administrator can only establish clerks with enrollment verification permissions.

Even if a Portal administrator chooses to create a clerk administrator and delegate the ability to add, modify, and remove users from the same account, the Portal administrator is still responsible for ensuring the integrity and security of the Portal account.

Topic #4913

Portal Clerks

The administrator (or the clerk administrator if the administrator has granted them authorization) may set up clerks within their ForwardHealth Portal account. Clerks may be assigned one or many roles (i.e., claims, PA (prior authorization), member enrollment verification). Clerks do not have the ability to establish, modify, or remove other accounts.

Once a clerk account is set up, the clerk account does not have to be established again for a separate Portal account. Clerks can easily be assigned a role for different Portal accounts (i.e., different ForwardHealth enrollments). To perform work under a

different Portal account for which they have been granted authorization, a clerk can use the "switch org" function and toggle between the Portal accounts to which they have access. Clerks may be granted different authorization in each Portal account (i.e., they may do member enrollment verification for one Portal account, and HealthCheck inquires for another).

Topic #4740

Public Area of the Provider Portal

The public Provider area of the ForwardHealth Portal offers a variety of important business features and functions that will greatly assist in daily business activities with ForwardHealth programs.

Maximum Allowable Fee Schedules

Within the Portal, all [maximum allowable fee schedules](#) for Medicaid, BadgerCare Plus, and WCDP (Wisconsin Chronic Disease Program) are interactive and searchable. Providers can enter the DOS (date of service), along with other information such as procedure code, category of supplies, or provider type, to find the maximum allowable fee. Providers can also download all fee schedules.

Online Handbook

The Online Handbook is the single source for all current policy and billing information for ForwardHealth. The Online Handbook is designed to sort information based on user-entered criteria, such as program and provider type.

Revisions to policy information are incorporated into the Online Handbook in conjunction with published *Updates*. The Online Handbook also links to the [ForwardHealth Publications page](#), an archive section where providers can research previously published *Updates*.

ForwardHealth Publications Archive Section

The [ForwardHealth Publications page](#), available via the Quick Links box, lists *Updates*, *Update Summaries*, archives of provider Handbooks and provider guides, and monthly archives of the Online Handbook. The ForwardHealth Publications page contains both current and obsolete information for research purposes only. Providers should use the Online Handbook for current policy and procedure questions. The *Updates* are searchable by provider type or program (e.g., physician or HealthCheck "Other Services") and by year of publication.

Training

Providers can register for all scheduled trainings and view online trainings via the [Portal Training page](#), which contains an up-to-date calendar of all available training. Additionally, providers can view [Webcasts](#) of select trainings.

Contacting Provider Services

Providers and other Portal users will have an additional option for contacting Provider Services through the Contact link on the Portal. Providers can enter the relevant inquiry information, including selecting the preferred method of response (i.e., telephone call or e-mail) the provider wishes to receive back from Provider Services. Provider Services will respond to the inquiry within five business days. Information will be submitted via a secure connection.

Online Enrollment

Providers can speed up the enrollment process for Medicaid by completing a [provider enrollment application](#) via the Portal.

Providers can then track their application by entering their ATN (application tracking number) given to them on completion of the application.

Other Business Enhancements Available on the Portal

The public Provider area of the Portal also includes the following features:

- A ["What's New?"](#) section for providers that links to the latest provider publication summaries and other new information posted to the Provider area of the Portal.
- Home page for the provider. Providers have administrative control over their Portal homepage and can grant other employees access to specified areas of the Portal, such as claims and PA (prior authorization).
- [E-mail subscription](#) service for *Updates*. Providers can register for e-mail subscription to receive notifications of new provider publications via e-mail. Users are able to select, by program and service area, which publication notifications they would like to receive.
- A [forms library](#).

Topic #4741

Secure Area of the Provider Portal

Providers can accomplish many processes via the ForwardHealth Portal, including submitting, adjusting, and correcting claims, submitting and amending PA (prior authorization) requests, and verifying enrollment.

Claims and Adjustments Using the Portal

Providers can track the status of their submitted claims, submit individual claims, correct errors on claims, and determine what claims are in "pay" status on the Portal. Providers have the ability to search for and view the status of all of their finalized claims, regardless of how they were submitted (i.e., paper, electronic, clearinghouse). If a claim contains an error, providers can correct it on the Portal and resubmit it to ForwardHealth.

Providers can submit an individual claim or adjust a claim via DDE (Direct Data Entry) through the secure Portal.

Submitting Prior Authorization and Amendment Requests Via the Portal

Nearly all service areas can submit PA requests via the Portal. Providers can do the following:

- Correct errors on PA or amendment requests via the Portal, regardless of how the PA request was originally submitted.
- View all recently submitted and finalized PA and amendment requests.
- Save a partially completed PA request and finish completing it at a later time. (*Note:* Providers are required to submit or re-save a PA request within 30 calendar days of the date the PA request was last saved.)
- View all saved PA requests and select any to continue completing or delete.
- View the latest provider review and decision letters.
- Receive messages about PA and amendment requests that have been adjudicated or returned for provider review.

Electronic Communications

The secure Portal contains a one-way message center where providers can receive electronic notifications and provider publications from ForwardHealth. All new messages display on the provider's main page within the secure Portal.

Enrollment Verification

The secure Portal offers real-time member [enrollment verification](#) for all ForwardHealth programs. Providers are able to use this tool to determine:

- The health care program(s) in which the member is enrolled.
- Whether or not the member is enrolled in a state-contracted MCO (managed care organization).
- Whether or not the member has any third-party liability, such as Medicare or commercial health insurance.

Using the Portal to check enrollment may be more efficient than calling the AVR (Automated Voice Response) system or the EVS (Enrollment Verification System) (although both are available).

Providers will be assigned a unique enrollment verification number for each inquiry. Providers can also use the "print screen" function to print a paper copy of enrollment verification inquiries for their records.

Other Business Enhancements Available on the Portal

The secure Provider area of the Portal enables providers to do the following:

- Verify member enrollment.
- View RAs (Remittance Advices).
- Designate which trading partner is eligible to receive the provider's 835 (835 Health Care Claim Payment/Advice) transaction.
- Update and maintain provider file information. Providers will have the choice to indicate separate addresses for different business functions.
- Receive electronic notifications and provider publications from ForwardHealth.
- Enroll in EFT (electronic funds transfer).
- Track provider-submitted PA requests.

Topic #4401

System and Browser Requirements

The following table lists the recommended system and browser requirements for using the ForwardHealth Portal. PES (Provider Electronic Solutions) users should note that the Windows-based requirements noted in the table apply; PES cannot be run on Apple-based systems.

Recommended System Requirements	Recommended Browser Requirements
Windows-Based Systems	
Computer with at least a 500Mhz processor, 256 MB of RAM, and 100MB of free disk space	Microsoft Internet Explorer v. 6.0 or higher, or Firefox v. 1.5 or higher
Windows XP or higher operating system	
Apple-Based Systems	
Computer running a PowerPC G4 or Intel processor, 512 MB of RAM, and 150MB of free disk space	Safari, or Firefox v. 1.5 or higher
Mac OS X 10.2.x or higher operating system	

Topic #4742

Trading Partner Portal

The following information is available on the public [Trading Partner](#) area of the ForwardHealth Portal:

- Trading partner [testing packets](#).
- [Trading Partner Profile](#) submission.
- [PES \(Provider Electronic Solutions\)](#) software and upgrade information.
- EDI (Electronic Data Interchange) [companion guides](#).

In the secure Trading Partner area of the Portal, trading partners can exchange electronic transactions with ForwardHealth.

Trading partners using PES should be sure to enter the Web logon and Web password associated with the ForwardHealth trading partner ID that will be used on PES transactions. Prior to submitting transactions through PES, trading partners must also make sure their trading partner account is entered as the "Default Provider ID" on the Switch Organization page of the secure Trading Partner account on the Portal.

Training Opportunities

Topic #12757

Training Opportunities

The [Provider Relations representatives](#) conduct training sessions in a variety of formats on both program-specific and topic-specific subjects. There is no fee for attending/accessing these training sessions.

On-Site Sessions

On-site training sessions are offered at various locations (e.g., hotel conference rooms, provider facilities) throughout the state. These training sessions include general all-provider sessions, service-specific and/or topic-specific sessions, and program-specific (such as WCDP (Wisconsin Chronic Disease Program) or the WWWP (Wisconsin Well Woman Program)) sessions.

Registration is required to attend on-site sessions. Online registration is available on the [Trainings](#) page of the Providers area of the Portal.

Online (Real-Time, Web-Based) Sessions

Online (real-time, Web-based) training sessions are available and are facilitated through [HP® Virtual Room](#). Virtual Room sessions are offered on many of the same topics as on-site sessions, but online sessions offer the following advantages:

- Participants can attend training at their own computers without leaving the office.
- Sessions are interactive as participants can ask questions during the session.
- If requested or needed, a session can be quickly organized to cover a specific topic for a small group or office.

For some larger training topics (such as ForwardHealth Portal Fundamentals), the training may be divided into individual modules, with each module focused on a particular subject. This allows participants to customize their training experience.

Registration, including an e-mail address, is required to attend Virtual Room sessions, so important session information can be sent to participants prior to the start of the session. Online registration is available on the [Trainings](#) page of the Portal.

Recorded Webcasts

Recorded Webcasts are available on a variety of topics, including some of the same topics as on-site and online sessions. Like Virtual Room sessions, some recorded Webcasts on larger training topics may be divided into individual Webcast modules, allowing participants to customize their training experience. Recorded Webcasts allow providers to view the training at their convenience on their own computers.

Registration is not required to view a recorded Webcast. Related training materials are available to download and print from the specific [Webcast training session page](#) on the Portal.

Notification of Training Opportunities

In addition to information on the Trainings page of the Portal, upcoming training session information is distributed directly through messages to providers who have secure Portal accounts and to providers who have registered for the ForwardHealth e-mail subscription service.

To sign up for a secure Portal account, click the "Request Portal Access" link in the Quick Links box on the [Provider](#) page of the Portal. To sign up for e-mail subscription, click "Register for E-mail Subscription" in the Quick Links box on the Provider page of the Portal.

Updates

Topic #478

Accessing ForwardHealth Publications

ForwardHealth Updates are the first source of provider information. *Updates* announce the latest information on policy and coverage changes, PA (prior authorization) submission requirements, claims submission requirements, and training announcements.

The *ForwardHealth Update Summary* is posted to the ForwardHealth Portal on a monthly basis and contains an overview of *Updates* published that month. Providers with a ForwardHealth Portal account are notified through their Portal message inbox when the *Update Summary* is available on the Portal.

Updates included in the *Update Summary* are posted in their entirety on the Provider area of the Portal. Providers may access *Updates* from direct links in the electronic *Update Summary* as well as navigate to other Medicaid information available on the Portal.

Revisions to policy information are incorporated into the Online Handbook in conjunction with published *Updates*. The Online Handbook also includes a link to the [ForwardHealth Publications page](#), an archive section where providers can research previously published *Updates*.

Topic #4458

Electronic Notifications from ForwardHealth

ForwardHealth sends electronic messaging via Portal Account messaging and e-mail subscription messaging to notify of newly released *ForwardHealth Updates* and the monthly *ForwardHealth Update Summary*. ForwardHealth also uses electronic messaging to communicate training opportunities and other timely information. Providers who have established a ForwardHealth Portal account automatically receive notifications from ForwardHealth in their Portal Messages inbox. Providers and other interested parties may register to receive e-mail subscription notifications.

E-mail Subscription

When registering for e-mail subscription, providers and other interested parties are able to select, by program (Wisconsin Medicaid, BadgerCare Plus, ADAP (Wisconsin AIDS Drug Assistance Program), or WCDP (Wisconsin Chronic Disease Program)), provider type (e.g., physician, hospital, DME (durable medical equipment) vendor), and/or specific information of interest, (Trading Partner and ICD-10 (International Classification of Diseases, 10th Revision) Project Information) to designate what information they would like to receive. Any number of staff or other interested parties from an organization may sign up for an e-mail subscription and may select multiple subscription options.

ICD-10 Project Information E-mail Subscription Messaging

ForwardHealth has introduced an interim e-mail subscription option, ICD-10 Project Information, to communicate targeted ICD-10 information. All interested parties are encouraged to register to receive ICD-10 e-mail subscription messages from ForwardHealth, including those with Portal account access and those already registered to receive e-mail subscription messages for other service areas. Adding ICD-10 as a subscription option will not impact existing subscriptions. The ICD-10 e-mail option will automatically be discontinued when communicating ICD-10 transition information is no longer necessary.

Registering for E-mail Subscription

Users may sign up for an e-mail subscription by following these steps:

1. Click the Register for E-mail Subscription link on the [ForwardHealth Portal](#) home page.
2. In the Quick Links section on the right side of the screen, click Register for E-mail Subscription.
3. The Subscriptions page will be displayed. In the E-Mail field in the New Subscriber section, enter the e-mail address to which messages should be sent.
4. Enter the e-mail address again in the Confirm E-Mail field.
5. Click Register. A message will be displayed at the top of the Subscriptions page indicating the registration was successful. If there are any problems with the registration, an error message will be displayed instead.
6. Once registration is complete, click the program for which you want to receive messages in the Available Subscriptions section of the Subscriptions page. The selected program will expand and a list of service areas will be displayed.
7. Select the service area(s) for which you want to receive messages. Click Select All if you want to receive messages for all service areas.
8. When service area selection is complete, click Save at the bottom of the page.

The selected subscriptions will load and a confirmation message will appear at the top of the page.

Topic #4460

Full Text Publications Available

Providers without Internet access may call [Provider Services](#) to request that a paper copy of a *ForwardHealth Update* be mailed to them. To expedite the call, correspondents will ask providers for the *Update* number. Providers should allow seven to 10 business days for delivery.

WiCall

Topic #257

Enrollment Inquiries

WiCall is an [AVR \(Automated Voice Response\)](#) system that allows providers with touch-tone telephones direct access to enrollment information.

Information from WiCall will be returned in the following order if applicable to the member's current enrollment:

- Transaction number: A number will be given as a transaction confirmation that providers should keep for their records.
- Benefit enrollment: All benefit plans the member is enrolled in on the DOS (date of service) or within the [DOS range selected for the financial payer](#).
- County Code: The member's county code will be provided if available. The county code is a two-digit code between 01 and 72 that represents the county in which member resides. If the enrollment response reflects that the member resides in a designated HPSA (Health Personnel Shortage Area) on the DOS or within the DOS range selected, HPSA information will be given.
- MCO (managed care organization): All information about state-contracted MCO enrollment, including MCO names and telephone numbers (that exists on the DOS or within the DOS range selected), will be listed. This information is applicable to Medicaid and BadgerCare Plus members only.
- Hospice: If the member is enrolled in the hospice benefit on the DOS or within the DOS range that the provider selected, the hospice information will be given. This information is applicable to Medicaid and BadgerCare Plus members only.
- Lock-in: Information about the [Pharmacy Services Lock-In Program](#) that exists on the DOS or within the DOS range selected will be provided. This information is applicable to Medicaid, BadgerCare Plus, and SeniorCare members only.
- Medicare: All information about Medicare coverage, including type of coverage and Medicare number, if available, that exists on the DOS or within the DOS range selected will be listed.
- Other Commercial Insurance Coverage: All information about commercial coverage, including carrier names and telephone numbers, if available, that exists on the DOS or within the DOS range selected will be listed.
- Transaction Completed: After the member's enrollment information has been given using the financial payer that was selected, providers will be given the following options:
 - To hear the information again.
 - To request enrollment information for the same member using a different financial payer.
 - To hear another member's enrollment information using the same financial payer.
 - To hear another member's enrollment information using a different financial payer.
 - To return to the main menu.

WiCall is available 24 hours a day, seven days a week. If for some reason the system is unavailable, providers may call [Provider Services](#).

Transaction Number

The AVR system issues a transaction number every time a provider verifies enrollment, even when an individual is *not* enrolled in BadgerCare Plus or Wisconsin Medicaid. The provider should retain this transaction number. It is proof that an inquiry was made about the member's enrollment. If a provider thinks a claim was denied in error, the provider can reference the transaction number to ForwardHealth to confirm the enrollment response that was actually given.

Topic #466

Information Available Via WiCall

WiCall, ForwardHealth's AVR (Automated Voice Response) system, gathers inquiry information from callers through voice prompts and accesses ForwardHealth interChange to retrieve and "speak" back the following ForwardHealth information:

- Claim status.
- Enrollment verification.
- PA (prior authorization) status.
- Provider CheckWrite information.

Note: ForwardHealth releases CheckWrite information to WiCall no sooner than on the first state business day following the financial cycle.

Providers are prompted to enter NPI (National Provider Identifier) or provider ID and in some cases, NPI-related data, to retrieve query information.

In all inquiry scenarios, WiCall offers the following options after information is retrieved and reported back to the caller:

- Repeat the information.
- Make another inquiry of the same type.
- Return to the main menu.
- Repeat the options.

Claim Status

Providers may check the status of a specific claim by selecting the applicable program ("financial payer" option, i.e., Wisconsin Medicaid, WCDP (Wisconsin Chronic Disease Program), or WWWP (Wisconsin Well Woman Program) by entering their provider ID, member identification number, DOS (date of service), and the amount billed.

Note: Claim information for BadgerCare Plus and SeniorCare is available by selecting the Medicaid option.

Enrollment Verification

Providers may request enrollment status for any date of eligibility the member has on file by entering their provider ID and the member ID. If the member ID is unknown, providers may enter the member's date of birth and SSN (Social Security number). Additionally, the provider is prompted to enter the "From DOS" and the "To DOS" for the inquiry. The "From" DOS is the earliest date the provider requires enrollment information and the "To" DOS must be within 365 days of the "From" DOS.

Each time a provider verifies member enrollment, the enrollment verification is saved and assigned a transaction number as transaction confirmation. Providers should note the transaction number for their records.

Prior Authorization Status

Except in certain instances, providers may obtain the status of PA requests for Medicaid and WCDP via WiCall by entering their provider ID and the applicable PA number. If the provider does not know the PA number, there is an option to bypass entering the PA number and the caller will be prompted to enter other PA information such as member ID and type of service (i.e., NDC (National Drug Code), procedure code, revenue code, or ICD-9-CM (International Classification of Diseases, Ninth Revision, Clinical Modification) diagnosis code.) When a match is found, WiCall reports back the PA status information, including the PA number for future reference, and the applicable program.

Information on past PAs is retained indefinitely. Paper PAs require a maximum of 20 working days from receipt to be processed

and incorporated into WiCall's PA status information.

Note: PA information for BadgerCare Plus and SeniorCare is available by selecting the Medicaid option.

Topic #765

Quick Reference Guide

The WiCall [AVR \(Automated Voice Response\) Quick Reference Guide](#) displays the information available for WiCall inquiries.

Automated Voice Response Quick Reference Guide

