

Provider Enrollment and Ongoing Responsibilities

1

Archive Date:09/03/2024

Provider Enrollment and Ongoing Responsibilities:Provider Enrollment

Topic #3969

Categories of Enrollment

Wisconsin Medicaid enrolls providers in three billing categories. Each billing category has specific designated uses and restrictions. These categories include the following:

- ┆ Billing/rendering provider
- ┆ Rendering-only provider
- ┆ Billing-only provider (including group billing)

Providers should refer to the service-specific information in the Online Handbook or the Information for Specific Provider Types page on the [Provider Enrollment Information home page](#) to identify which category of enrollment is applicable.

Billing/Rendering Provider

Enrollment as a billing/rendering provider allows providers to identify themselves on claims (and other forms) as either the provider billing for the services or the provider rendering the services.

Rendering-Only Provider

Enrollment as a rendering-only provider is given to those providers who practice under the professional supervision of another provider (e.g., physician assistants). Providers with a rendering provider enrollment cannot submit claims to ForwardHealth directly, but they have reimbursement rates established for their provider type. Claims for services provided by a rendering provider must include the supervising provider or group provider as the billing provider.

Billing-Only Provider (Including Group Billing)

Enrollment as a billing-only provider is given to certain provider types when a separate rendering provider is required on claims.

Group Billing

Groups of individual practitioners are enrolled as billing-only providers as an accounting convenience. This allows the group to receive one reimbursement, one RA (Remittance Advice), and the 835 (835 Health Care Claim Payment/Advice) transaction for covered services rendered by individual practitioners within the group.

Providers may not have more than one group practice enrolled in Wisconsin Medicaid with the same ZIP+4 code address, NPI (National Provider Identifier), and taxonomy code combination. Provider group practices located at the same ZIP+4 code address are required to differentiate their enrollment using an NPI or taxonomy code that uniquely identifies each group practice.

Individual practitioners within group practices are required to be Medicaid-enrolled because these groups are required to identify the provider who rendered the service on claims. Claims indicating these group billing providers that are submitted without a rendering provider are denied.

Topic #14137

Enrollment Requirements Due to the Affordable Care Act

In 2010, the federal government signed into law the ACA (Affordable Care Act), also known as federal health care reform, which affects several aspects of Wisconsin health care. ForwardHealth has been working toward ACA compliance by implementing some [new requirements for providers and provider screening processes](#). To meet federally mandated requirements, ForwardHealth is implementing changes in phases, the first of which began in 2012. A high-level list of the changes included under ACA is as follows:

- | Providers are assigned a risk level of limited, moderate, or high. Most of the risk levels have been established by the federal CMS (Centers for Medicare and Medicaid Services) based on an assessment of potential fraud, waste, and abuse for each provider type.
- | Providers are [screened according to their assigned risk level](#). Screenings are conducted during enrollment, reenrollment, and revalidation.
- | Certain provider types are subject to an [application fee](#). This fee has been federally mandated and may be adjusted annually. The fee is used to offset the cost of conducting screening activities.
- | Providers are required to undergo revalidation every three years.
- | All [physicians and other professionals who prescribe, refer, or order services](#) are required to be enrolled as a participating Medicaid provider.
- | Payment suspensions are imposed on providers based on a credible allegation of fraud.
- | Providers are required to submit personal information about all persons with an [ownership or controlling interest, agents, and managing employees](#) at the time of enrollment, re-enrollment, and revalidation.

Topic #194

In-State Emergency Providers and Out-of-State Providers

ForwardHealth requires all in-state emergency providers and out-of-state providers who render services to BadgerCare Plus, Medicaid, or SeniorCare members to be [enrolled](#) in Wisconsin Medicaid. Information is available regarding the enrollment options for [in-state emergency providers](#) and [out-of-state providers](#).

In-state emergency providers and out-of-state providers who dispense covered outpatient drugs will be assigned a [professional dispensing fee](#) reimbursement rate of \$10.51.

Topic #193

Materials for New Providers

On an ongoing basis, providers should refer to the Online Handbook for the most current BadgerCare Plus, Medicaid, and ADAP (Wisconsin AIDS Drug Assistance Program) information. Future changes to policies and procedures are published in [ForwardHealth Updates](#).

Topic #4457

Provider Addresses

ForwardHealth has the capability to store the following types of addresses and contact information:

- | **Practice location address and related information.** This address is where the provider's office is physically located and where records are normally kept. Additional information for the practice location includes the provider's office telephone number and the telephone number for members' use. With limited exceptions, the practice location and telephone number for members' use are published in a provider directory made available to the public.
- | **Mailing address.** This address is where ForwardHealth will mail general information and correspondence. Providers should indicate accurate address information to aid in proper mail delivery.
- | **PA (prior authorization) address.** This address is where ForwardHealth will mail PA information.
- | **Financial addresses.** Two separate financial addresses are stored for ForwardHealth. The checks address is where ForwardHealth will mail paper checks. The 1099 mailing address is where ForwardHealth will mail IRS Form 1099.

Providers may submit additional address information or modify their current information using the [demographic maintenance tool](#).

Note: Providers are cautioned that any changes to their practice location on file with Wisconsin Medicaid may alter their ZIP+4 code information required on transactions. Providers may verify the ZIP+4 code for their address on the [U.S. Postal Service website](#).

Topic #14157

Provider Enrollment Information Home Page

ForwardHealth has consolidated all information providers will need for the enrollment process in one location on the ForwardHealth Portal. For information related to enrollment criteria and to complete online provider enrollment applications, providers should refer to the [Provider Enrollment Information home page](#).

The Provider Enrollment Information home page includes enrollment applications for each provider type and specialty eligible for enrollment with Wisconsin Medicaid. Prior to enrolling, providers may consult a provider enrollment criteria menu, which is a reference for each individual provider type detailing the information the provider may need to gather before beginning the enrollment process, including:

- | Links to enrollment criteria for each provider type
- | Provider terms of reimbursement
- | Disclosure information
- | Category of enrollment
- | Additional documents needed (when applicable)

Providers will also have access to a list of links related to the enrollment process, including:

- | General enrollment information
- | Regulations and forms
- | Provider type-specific enrollment information
- | In-state and out-of-state emergency enrollment information
- | Contact information

Information regarding enrollment policy and billing instructions may still be found in the Online Handbook.

Topic #1931

Provider Type and Specialty Changes

Provider Type

Providers who want to add a provider type or change their current provider type are required to complete a new [enrollment application](#) for each provider type they want to add or change to because they need to meet the enrollment criteria for each provider type.

Provider Specialty

Providers who have the option to add or change a provider specialty can do so using the [demographic maintenance tool](#). After adding or changing a specialty, providers may be required to submit documentation to ForwardHealth, either by uploading through the demographic maintenance tool or by mail, supporting the addition or change.

Providers should contact [Provider Services](#) with any questions about adding or changing a specialty.

Topic #22257

Providers Have 35 Days to Report a Change in Ownership

Medicaid-enrolled providers are required to notify ForwardHealth of a change in ownership within 35 calendar days after the effective date of the change, in accordance with the Centers for Medicare & Medicaid Services Final Rule 42 C.F.R. § 455.104 (c)(1)(iv).

Failure to report a change in ownership within 35 calendar days may result in denial of payment, per 42 C.F.R. § 455.104(e).

Note: For demographic changes that do not constitute a change in ownership, providers should update their current information using the [demographic maintenance tool](#).

Written Notification and a New Enrollment Application Are Required

Any time a change in ownership occurs, providers are required to do **one** of the following:

- 1 Mail a change in ownership notification to ForwardHealth. After mailing the notification, providers are required to complete a new [Medicaid provider enrollment application](#) on the Portal.
- 1 Upload a change in ownership notification as an attachment when completing a new [Medicaid provider enrollment application](#) on the Portal.

ForwardHealth must receive the change in ownership notification, which must include the affected provider number (NPI (National Provider Identifier) or provider ID), within 35 calendar days **after** the effective date of the change in ownership.

Providers will receive written notification of their new Medicaid enrollment effective date in the mail once their provider file is updated with the change in ownership.

Special Requirements for Specific Provider Types

The following provider types require Medicare enrollment and/or Wisconsin [DQA \(Division of Quality Assurance\)](#) certification with current provider information before submitting a Medicaid enrollment change in ownership:

- 1 Ambulatory surgery centers
- 1 CHCs (Community Health Centers)

- | ESRD (End Stage Renal Disease) services providers
- | Home health agencies
- | Hospice providers
- | Hospitals (inpatient and outpatient)
- | Nursing homes
- | Outpatient rehabilitation facilities
- | Rehabilitation agencies
- | RHCs (Rural Health Clinics)
- | Tribal FQHCs (Federally Qualified Health Centers)

Events That ForwardHealth Considers a Change in Ownership

ForwardHealth defines a change in ownership as an event where a different party purchases (buys out) or otherwise obtains ownership or effective control over a practice or facility.

The following events are considered a change in ownership and require the completion of a new provider enrollment application:

- | Change from one type of business structure to another type of business structure. Business structures include the following:
 - | Sole proprietorships
 - | Corporations
 - | Partnerships
 - | Limited Liability Companies
- | Change of name and TIN (Tax Identification Number) associated with the provider's submitted enrollment application (for example, EIN (Employer Identification Number))
- | Change (addition or removal) of names identified as owners of the provider

Examples of a Change in Ownership

Examples of a change in ownership include the following:

- | A sole proprietorship transfers title and property to another party.
- | Two or more corporate clinics or centers consolidate, and a new corporate entity is created.
- | There is an addition, removal, or substitution of a partner in a partnership.
- | An incorporated entity merges with another incorporated entity.
- | An unincorporated entity (sole proprietorship or partnership) becomes incorporated.

End Date of Previous Owner's Enrollment

The end date of the previous owner's enrollment will be one day prior to the effective date for the change in ownership. When the Wisconsin DHS (Department of Health Services) is notified of a change in ownership, the original owner's enrollment will automatically be end-dated.

Repayment Following a Change in Ownership

Medicaid-enrolled providers who sell or otherwise transfer their business or business assets are required to repay ForwardHealth for any erroneous payments or overpayments made to them. If the previous owner does not repay ForwardHealth for any erroneous payments or overpayments, the new owner's application will be denied.

If necessary, ForwardHealth will hold responsible for repayment the provider to whom a transfer of ownership is made prior to the final transfer of ownership. The provider acquiring the business is responsible for contacting ForwardHealth to ascertain if they are liable under this provision.

The provider acquiring the business is responsible for full repayment within 30 days after receiving such a notice from ForwardHealth.

Providers may send inquiries about the determination of any pending liability to the following address:

Office of the Inspector General
PO Box 309
Madison WI 53701-0309

ForwardHealth has the authority to enforce these provisions within four years following the transfer of a business or business assets. Refer to Wis. Stat. § [49.45\(21\)](#) for complete information.

Automatic Recoupment Following a Change in Ownership

ForwardHealth will automatically recover payments made to providers whose enrollment has ended in the ForwardHealth system due to a change in ownership. This automatic recoupment for previous owners occurs about 45 days after DHS is notified of the change in ownership. The recoupment will apply to all claims processed with DOS (Dates of Service) after the provider's new end date.

New Prior Authorization Requests Must Be Submitted After a Change in Ownership

Medicaid-enrolled providers are required to submit new PA (Prior Authorization) requests when there is a change in billing providers. New PA requests must be submitted with the new billing provider's name and billing provider number. The expiration date of the new PA request will remain the same as the original PA request.

The provider is required to send the following to ForwardHealth with the new PA request:

- | A copy of the original PA request, if possible
- | The new PA request, including the required attachments and supporting documentation indicating the new billing provider's name, address, and billing provider number
- | A letter requesting to enddate the original PA request (may be a photocopy), which should include the following information:
 - | The previous billing provider's name and billing provider number, if known
 - | The new billing provider's name and billing provider number
 - | The reason for the change of billing provider (The new billing provider may want to verify with the member that the services from the previous billing provider have ended. The new billing provider may include this verification in the letter).
 - | The requested effective date of the change

Submitting Claims After a Change in Ownership

The provider acquiring the business may submit claims with DOS on and after the change in ownership effective date.

Additional information on [submission](#) of timely filing requests or adjustment reconsideration requests is available.

How to Bill for a Hospital Stay That Spans a Change in Ownership

When a change in hospital ownership occurs, use the NPI that is current on the date of discharge. For example: A change in ownership occurs on July 1. A patient stay has DOS from June 26 to July 2. The hospital submits the claim using the NPI effective July 1.

How to Bill for a Nursing Home Stay That Spans a Change in Ownership

When a change in nursing home ownership occurs, use the NPI that is current on the date of discharge. For example: A change in ownership occurs on July 1. A nursing home patient stay has DOS from June 26 to July 2. The nursing home submits the claim using the NPI effective July 1.

For Further Questions

Providers with questions about changes in ownership may call [Provider Services](#).

Topic #2511

Separate or Existing Enrollment

Existing enrollment as a home health, case management, or mental health provider is not sufficient to be reimbursed for personal care services provided to members. Providers are required to apply to Wisconsin Medicaid for separate enrollment to receive Wisconsin Medicaid reimbursement for personal care services.

Separate enrollment is **not** necessary for a Medicaid-enrolled personal care agency to be reimbursed for DMS (disposable medical supplies). Upon enrollment as a personal care agency, providers automatically receive applicable policy and billing information for DMS. Wisconsin Medicaid does **not** reimburse personal care providers for DME (durable medical equipment) or nutritional supplements.

Topic #14317

Terminology to Know for Provider Enrollment

Due to the ACA (Affordable Care Act), ForwardHealth has adopted new terminology. The following table includes new terminology that will be useful to providers during the provider enrollment and revalidation processes. Providers may refer to the Medicaid rule 42 C.F.R. s. 455.101 for more information.

New Terminology	Definition
Agent	Any person who has been delegated the authority to obligate or act on behalf of a provider.
Disclosing entity	A Medicaid provider (other than an individual practitioner or group of practitioners) or a fiscal agent.
Federal health care programs	Federal health care programs include Medicare, Medicaid, Title XX, and Title XXI.
Other disclosing agent	Any other Medicaid disclosing entity and any entity that does not participate in Medicaid but is required to disclose certain ownership and control information because of participation in any of the programs established under Title V, XVII, or XX of the Act. This includes: <ul style="list-style-type: none"> Any hospital, skilled nursing facility, home health agency, independent clinical laboratory, renal disease facility, rural health clinic, or HMO that participates in Medicare (Title XVIII) Any Medicare intermediary or carrier Any entity (other than an individual practitioner or group of practitioners) that furnishes, or arranges for the furnishing of, health-related services for which it claims payment under any plan or program

	established under Title V or XX of the Act
Indirect ownership	An ownership interest in an entity that has an ownership interest in the disclosing entity. This term includes an ownership interest in any entity that has an indirect ownership in the disclosing entity.
Managing employee	A general manager, business manager, administrator, director, or other individual who exercises operational or managerial control over, or who directly or indirectly conducts the day-to-day operation of an institution, organization, or agency.
Ownership interest	The possession of equity in the capital, the stock, or the profits of the disclosing entity.
Person with an ownership or control interest	<p>A person or corporation for which one or more of the following applies:</p> <ul style="list-style-type: none"> ┆ Has an ownership interest totaling five percent or more in a disclosing entity ┆ Has an indirect ownership interest equal to five percent or more in a disclosing entity ┆ Has a combination of direct and indirect ownership interest equal to five percent or more in a disclosing entity ┆ Owns an interest of five percent or more in any mortgage, deed of trust, note, or other obligation secured by the disclosing entity if that interest equals at least five percent of the value of the property or asset of the disclosing entity ┆ Is an officer or director of a disclosing entity that is organized as a corporation ┆ Is a person in a disclosing entity that is organized as a partnership
Subcontractor	<ul style="list-style-type: none"> ┆ An individual, agency, or organization to which a disclosing entity has contracted or delegated some of its management functions or responsibilities of providing medical care to its patients; or, ┆ An individual, agency, or organization with which a fiscal agent has entered into a contract, agreement, purchase order, or lease (or leases of real property) to obtain space, supplies, equipment, or services provided under the Medicaid agreement.
Re-enrollment	<p>Re-enrollment of a provider whose Medicaid enrollment has ended for any reason other than sanctions or failure to revalidate may be re-enrolled as long as all licensure and enrollment requirements are met. Providers should note that when they re-enroll, application fees and screening activities may apply. Re-enrollment was formerly known as re-instate.</p>
Revalidation	All enrolled providers are required to revalidate their enrollment information every three years to continue their participation with Wisconsin Medicaid. Revalidation was formerly known as recertification.

Note: Providers should note that the federal CMS (Centers for Medicare and Medicaid Services) requires revalidation at least every five years. However, Wisconsin Medicaid will continue to revalidate providers every three years.

Ongoing Responsibilities

Topic #220

Accommodating Members With Disabilities

All providers, including ForwardHealth providers, operating an existing public accommodation have requirements under [Title III of the Americans with Disabilities Act of 1990 \(nondiscrimination\)](#).

Topic #2505

Business Operations

The Medicaid-enrolled provider is responsible for the following:

- | Possessing the capacity to enter into a legally binding contract
- | Documenting the following in the enrollment application:
 - | Cost-effective provision of services
 - | Adequate resources to maintain a cash flow sufficient to cover operating expenses for 60 days
 - | A written plan of operation describing the entire process from referral through delivery of services and follow-up
- | Documenting a financial accounting system that complies with generally accepted accounting principles
- | Submitting claims to ForwardHealth for personal care and travel time services, RN (registered nurse) supervisory visits, and DMS (disposable medical supplies) to receive Medicaid reimbursement

Topic #2504

Case Sharing

If more than one Medicaid-enrolled home care provider provides care to a member, the case becomes a shared case. Personal care providers sharing a case with other personal care agencies, home health agencies, or NIP (nurses in independent practice) should document their communication with the other providers regarding member needs, POC (plan of care), and scheduling. This will ensure coordination of services and continuity of care, while also preventing duplication of services being provided to a member.

Each personal care provider is responsible for supervision of its own PCWs (personal care workers) by an RN (registered nurse) supervisor. Each provider may be reimbursed by Wisconsin Medicaid for RN supervision of the PCW.

Topic #219

Civil Rights Compliance (Nondiscrimination)

Providers are required to comply with all federal laws relating to Title XIX of the Social Security Act and state laws pertinent to ForwardHealth, including the following:

- | Title VI and VII of the Civil Rights Act of 1964
- | The Age Discrimination Act of 1975

- ┆ Section 504 of the Rehabilitation Act of 1973
- ┆ The ADA (Americans With Disabilities Act) of 1990

The previously listed laws require that all health care benefits under ForwardHealth be provided on a nondiscriminatory basis. No applicant or member can be denied participation in ForwardHealth or be denied benefits or otherwise subjected to discrimination in any manner under ForwardHealth on the basis of race, color, national origin or ancestry, sex, religion, age, disability, or association with a person with a disability.

Any of the following actions may be considered discriminatory treatment when based on race, color, national origin, disability, or association with a person with a disability:

- ┆ Denial of aid, care, services, or other benefits
- ┆ Segregation or separate treatment
- ┆ Restriction in any way of any advantage or privilege received by others (There are some program restrictions based on eligibility classifications.)
- ┆ Treatment different from that given to others in the determination of eligibility
- ┆ Refusing to provide an oral language interpreter to persons who are considered LEP (limited English proficient) at no cost to the LEP individual in order to provide meaningful access
- ┆ Not providing translation of vital documents to the LEP groups who represent 5 percent or 1,000, whichever is smaller, in the provider's area of service delivery

Note: Limiting practice by age is not age discrimination and specializing in certain conditions is not disability discrimination. For further information, see 45 C.F.R. Part 91.

Providers are required to be in compliance with the previously mentioned laws as they are currently in effect or amended. Providers who employ 25 or more employees and receive \$25,000 or more annually in Medicaid reimbursement are also required to comply with the Wisconsin DHS (Department of Health Services) [Affirmative Action and Civil Rights Compliance Plan](#) requirements. Providers that employ less than 25 employees and receive less than \$25,000 annually in Medicaid reimbursement are required to comply by submitting a Letter of Assurance and other appropriate forms.

Providers without internet access may obtain copies of the DHS Affirmative Action and Civil Rights Compliance Plan (including the Letter of Assurance and other forms) and instructions by calling the Affirmative Action and Civil Rights Compliance Officer at 608-266-9372. Providers may also write to the following address:

AA/CRC Office
1 W Wilson St Rm 561
PO Box 7850
Madison WI 53707-7850

For more information on the acts protecting members from discrimination, refer to the civil rights compliance information in the Enrollment and Benefits booklet. The booklet is given to new ForwardHealth members by local county or tribal agencies. Potential ForwardHealth members can request the booklet by calling [Member Services](#).

Title VI of the Civil Rights Act of 1964

This act requires that all benefits be provided on a nondiscriminatory basis and that decisions regarding the provision of services be made without regard to race, color, or national origin. Under this act, the following actions are prohibited, if made on the basis of race, color, or national origin:

- ┆ Denying services, financial aid, or other benefits that are provided as a part of a provider's program
- ┆ Providing services in a manner different from those provided to others under the program
- ┆ Aggregating or separately treating clients
- ┆ Treating individuals differently in eligibility determination or application for services

- ┆ Selecting a site that has the effect of excluding individuals
- ┆ Denying an individual's participation as a member of a planning or advisory board
- ┆ Any other method or criteria of administering a program that has the effect of treating or affecting individuals in a discriminatory manner

Title VII of the Civil Rights Act of 1964

This act prohibits differential treatment, based solely on a person's race, color, sex, national origin, or religion, in the terms and conditions of employment. These conditions or terms of employment are failure or refusal to hire or discharge compensation and benefits, privileges of employment, segregation, classification, and the establishment of artificial or arbitrary barriers to employment.

Federal Rehabilitation Act of 1973, Section 504

This act prohibits discrimination in both employment and service delivery based solely on a person's disability.

This act requires the provision of reasonable accommodations where the employer or service provider cannot show that the accommodation would impose an undue hardship in the delivery of the services. A reasonable accommodation is a device or service modification that will allow the disabled person to receive a provider's benefits. An undue hardship is a burden on the program that is not equal to the benefits of allowing that handicapped person's participation.

A handicapped person means any person who has a physical or mental impairment that substantially limits one or more major life activities, has a record of such an impairment, or is regarded as having such an impairment.

In addition, Section 504 requires "program accessibility," which may mean building accessibility, outreach, or other measures that allow for full participation of the handicapped individual. In determining program accessibility, the program or activity will be viewed in its entirety. In choosing a method of meeting accessibility requirements, the provider shall give priority to those methods that offer a person who is disabled services that are provided in the most integrated setting appropriate.

Americans With Disabilities Act of 1990

Under Title III of the ADA of 1990, any provider that operates an existing public accommodation has four specific requirements:

1. Remove barriers to make their goods and services available to and usable by people with disabilities to the extent that it is readily achievable to do so (i.e., to the extent that needed changes can be accomplished without much difficulty or expense)
2. Provide auxiliary aids and services so that people with sensory or cognitive disabilities have access to effective means of communication, unless doing so would fundamentally alter the operation or result in undue burdens
3. Modify any policies, practices, or procedures that may be discriminatory or have a discriminatory effect, unless doing so would fundamentally alter the nature of the goods, services, facilities, or accommodations
4. Ensure that there are no unnecessary eligibility criteria that tend to screen out or segregate individuals with disabilities or limit their full and equal enjoyment of the place of public accommodation

Age Discrimination Act of 1975

The Age Discrimination Act of 1975 prohibits discrimination on the basis of age in programs and activities receiving federal financial assistance. The Act, which applies to all ages, permits the use of certain age distinctions and factors other than age that meet the Act's requirements.

Topic #198

Contracted Staff

Under a few circumstances (e.g., personal care, case management services), providers may contract with non-Medicaid-enrolled agencies for services. Providers are legally, programmatically, and fiscally responsible for the services provided by their contractors and their contractors' services.

When contracting services, providers are required to ensure contracted agencies are qualified to provide services, meet all ForwardHealth and program requirements, and maintain records in accordance with the requirements for the provision of services.

Medicaid requirements do not relieve contracted agencies of their own regulatory requirements. Contracted agencies are required to continue to meet their own regulatory requirements, in addition to ForwardHealth requirements.

Providers are also responsible for informing a contracted agency of ForwardHealth requirements. Providers should refer those with whom they contract for services to ForwardHealth publications for program policies and procedures. ForwardHealth references and publications include, but are not limited to, the following:

- | Wisconsin Administrative Code
- | *ForwardHealth Updates*
- | The Online Handbook

Providers should encourage contracted agencies to visit the ForwardHealth Portal regularly for the most current information.

Topic #2503

Contract Requirements for Contracted Personal Care Services

If a Medicaid-enrolled personal care agency contracts for services, it is required to enter into a written contract for any personal care services provided by any outside personnel for which it bills Wisconsin Medicaid and maintain a copy of the contract on file according to Wis. Admin. Code §§ [DHS 105.17\(1n\)\(e\)](#), [\(f\)](#), and [\(fm\)](#).

Topic #216

Examples of Ongoing Responsibilities

Responsibilities for which providers are held accountable are described throughout the Online Handbook. Medicaid-enrolled providers have responsibilities that include, but are not limited to, the following:

- | Providing the same level and quality of care to ForwardHealth members as private-pay patients
- | Complying with all state and federal laws related to ForwardHealth
- | Obtaining PA (prior authorization) for services, when required
- | Notifying members in advance if a service is not covered by ForwardHealth and the provider intends to collect payment from the member for the service
- | Maintaining accurate medical and billing records
- | Retaining preparation, maintenance, medical, and financial records, along with other documentation, for a period of not less than five years from the date of payment, except rural health clinic providers who are required to retain records for a minimum of six years from the date of payment
- | Billing only for services that were actually provided
- | Allowing a member access to their records
- | Monitoring contracted staff
- | Accepting Medicaid reimbursement as payment in full for covered services

- | Keeping provider information (i.e., address, business name) current
- | Notifying ForwardHealth of changes in ownership
- | Responding to Medicaid revalidation notifications
- | Safeguarding member confidentiality
- | Verifying member enrollment
- | Keeping up-to-date with changes in program requirements as announced in ForwardHealth publications

Topic #217

Keeping Information Current

Changes That Require ForwardHealth Notification

Providers are required to notify ForwardHealth of any changes to their demographic information, including the following, as they occur:

- | [Address\(es\)](#) — practice location and related information, mailing, PA (prior authorization), and/or financial

Note: Health care providers who are federally required to have an NPI (National Provider Identifier) are cautioned that changes to their practice location address on file with ForwardHealth may alter their ZIP+4 code information that is required on transactions.

- | Business name
- | Contact name
- | Federal Tax ID number (IRS (Internal Revenue Service) number)
- | Group affiliation
- | Licensure
- | NPI
- | [Ownership](#)
- | Professional certification
- | [Provider specialty](#)
- | Supervisor of nonbilling providers
- | [Taxonomy code](#)
- | Telephone number, including area code

Failure to notify ForwardHealth of changes may result in the following:

- | Incorrect reimbursement
- | Misdirected payment
- | Claim denial
- | Suspension of payments or cancellation of provider file if provider mail is returned to ForwardHealth for lack of a current address

Entering new information on a claim form or PA request is **not** adequate notification of change.

Notifying ForwardHealth of Changes

Providers can notify ForwardHealth of changes using the [demographic maintenance tool](#).

Providers Enrolled in Multiple Programs

If demographic information changes, providers enrolled in multiple programs (e.g., Wisconsin Medicaid and WCDP (Wisconsin Chronic Disease Program)) will need to change the demographic information for each program. By toggling between accounts using the Switch Organization function of the Portal, providers who have a Portal account for each program can change their information for each program using the demographic maintenance tool. The [Account User Guide](#) provides specific information about switching organizations.

Providers Licensed or Certified by the Division of Quality Assurance

Providers licensed or certified by the DQA (Division of Quality Assurance) are required to notify the DQA of changes to physical address, changes of ownership, and facility closures by emailing Lisa.Imhof@dhs.wisconsin.gov.

Topic #577

Legal Framework

The following laws and regulations provide the legal framework for BadgerCare Plus, Medicaid, and Wisconsin Well Woman Medicaid:

- ┆ Federal Law and Regulation:
 - ┆ Law — United States Social Security Act; Title XIX (42 US Code ss. 1396 and following) and Title XXI
 - ┆ Regulation — Title 42 C.F.R. Parts 430-498 and Parts 1000-1008 (Public Health)
- ┆ Wisconsin Law and Regulation:
 - ┆ Law — Wis. Stat. §§ [49.43-49.499](#), [49.665](#), and [49.473](#)
 - ┆ Regulation — Wis. Admin. Code chs. [DHS 101](#), [102](#), [103](#), [104](#), [105](#), [106](#), [107](#), and [108](#)

Laws and regulations may be amended or added at any time. Program requirements may not be construed to supersede the provisions of these laws and regulations.

The information included in the ForwardHealth Portal applies to BadgerCare Plus, Medicaid, and Wisconsin Well Woman Medicaid. BadgerCare Plus, Medicaid, and Wisconsin Well Woman Medicaid are administered by the Wisconsin DHS (Department of Health Services). Within DHS, DMS (Division of Medicaid Services) is directly responsible for managing these programs.

Topic #2502

Wisconsin Stats. § [49.46\(2\)\(b\)6.j.](#), Wis. Admin. Code §§ [DHS 105.17](#) and [DHS 107.112](#) provide the legal framework for personal care services.

Wisconsin Stats. §§ [441.01](#), [441.06](#), [448.07](#), Wis. Admin. Code §§ DHS 105.17 and DHS 107.112, and Wisconsin Board of Nursing Administration Code ch. [N 6](#) provide the legal framework for professional nursing and medicine services.

Medicaid-enrolled personal care providers are required to meet the defined standards of business operations, record maintenance, personnel management, responsiveness to members, and documentation according to Wis. Admin. Code § DHS 105.17.

Topic #17097

Licensure Information

Licensed providers are required to keep all licensure information, including license number, grant and expiration dates, and

physical location as applicable (e.g., hospital providers), current with ForwardHealth.

If providers do not keep their licensure information, including their license number, current with ForwardHealth, any of the following may occur:

- ▮ Providers' enrollment may be deactivated. As a result, providers would not be able to submit claims or PA (prior authorization) requests or be able to function as [prescribing/referring/ordering providers](#), if applicable, until they update their licensure information.
- ▮ Providers may experience a lapse in enrollment. If a lapse occurs, providers may need to re-enroll, which may result in another application fee being assessed.

Providers may change the grant and expiration dates for their current license(s) and enter information for a new license(s), such as the license number, licensing state, and grant and expiration dates, using the [demographic maintenance tool](#). After entering information for their new license(s), some providers (e.g., out-of-state providers) will also be required to upload a copy of their license using the demographic maintenance tool. Provided licensure information must correspond with the information on file with the applicable licensing authority.

In some cases, ForwardHealth will need to verify licensure information with the applicable licensing authority, which may take up to 10 business days after submission. Providers updating their license information should plan accordingly so that they do not experience any of the indicated interruptions in enrollment. If provided licensure information (e.g., grant and expiration dates) does not correspond with the licensing authority's information, the licensing authority's information will be retained and will display in the demographic maintenance tool once verified by ForwardHealth.

Topic #2506

Member Rights

Personal care members have the same rights afforded to all ForwardHealth program members as detailed in Wis. Admin. Code ch. [DHS 104](#). To protect members, personal care providers are required to perform certain activities as directed by Wis. Admin. Code § [DHS 105.17\(1w\)](#).

Providers should provide members with the [Member Services](#) contact information for assistance.

Topic #2500

Personal Care Worker Guidelines for Completing a Record of Care

PCWs (personal care workers) are required to record the following information about the services provided to members on a record of care form or through an EVV (electronic visit verification) system:

- ▮ The **actual** start time and end time of personal care each day
- ▮ The time **actually** spent providing Medicaid-covered tasks, not the time estimated by the agency or on the PA (prior authorization)
- ▮ The services provided to the member for each date of service

For each task, the PCW must record the required information using one of the following methods:

- ▮ Placing a checkmark next to each task completed
- ▮ Entering each task into an EVV system

- ┆ Recording the number of minutes spent on each task
- ┆ Recording the time each task was started and ended

PCWs may complete the record of care at the end of each shift based on memory, rather than immediately after each task is performed.

The member and PCW signatures and dates of signatures are required on all records of care completed by PCWs. If the member does not sign the record of care, the agency must document the reason why in the medical record.

Topic #2499

Personnel Management

The Medicaid-enrolled provider is required to document and implement a system of personnel management according to Wis. Admin. Code § [DHS 105.17\(1n\)](#).

Topic #15157

Recovery Audit Contractor Audits

The ACA (Affordable Care Act) requires states to establish an RAC (Recovery Audit Contractor) program to enable the auditing of Medicaid claim payments to providers. In Wisconsin, the RAC will audit claim payments from Wisconsin Medicaid and BadgerCare Plus. The Wisconsin DHS (Department of Health Services) has awarded the contract to HMS (Health Management Systems, Inc.) as the RAC for the state of Wisconsin.

Note: The RAC will not audit claims submitted for Family Planning Only Services, SeniorCare, WCDP (Wisconsin Chronic Disease Program), the WWWP (Wisconsin Well Woman Program), and ADAP (Wisconsin AIDS Drug Assistance Program).

The overall goal of the RAC program is to identify and decrease improper payments. The audits will ensure that payments are for services covered under the programs in which the member was enrolled and that the services were actually provided and properly billed and documented. The audits are being conducted under Generally Accepted Government Auditing Standards.

Providers will be selected for audits based on data analysis by the RAC and referrals by state agencies. The RAC will ensure that its audits neither duplicate state audits of the same providers nor interfere with potential law enforcement investigations.

Providers who receive a notification regarding an audit should follow the instructions as outlined in the notification within the requested time frames.

Affected Providers

Any provider may be audited, including, but not limited to, fee-for-service providers, institutional and non-institutional providers, as well as managed care entities.

Additional Information

Any questions regarding the RAC program should be directed to HMS at 855-699-6289. Refer to the [RAC website](#) for additional information regarding HMS RAC activities.

Topic #3644

Registered Nurse Visit

At least once every 60 days, the RN (registered nurse) shall visit each member's home and, based on the home visit, complete the following activities for each member, based on Wis. Admin. Code § [DHS 107.12](#):

- ┆ Review and evaluate the member's medical condition and medical needs according to the written POC (plan of care) during the period in which care is being provided.
- ┆ Determine whether the current level of services, including frequency and duration of service, continue to be appropriate to treat the member's medical condition.
- ┆ Discuss with the physician any changes necessary to the POC.
- ┆ Discuss and review with the member or representative, as appropriate, the services provided by the PCW (personal care worker) and the member's needs and preferences.
- ┆ Review the worker's daily record.
- ┆ Document each supervisory visit in the member's medical record.

Topic #13277

Reporting Suspected Waste, Fraud, and Abuse

The Wisconsin DHS (Department of Health Services) OIG (Office of Inspector General) investigates fraud and abuses including, but not limited to, the following:

- ┆ Billing Medicaid for services or equipment that were not provided
- ┆ Submitting false applications for a DHS-funded assistance program such as Medicaid, BadgerCare Plus, WIC (Special Supplemental Nutrition Program for Women, Infants, and Children), or FoodShare
- ┆ Trafficking FoodShare benefits
- ┆ Crime, misconduct, and/or mismanagement by a DHS employee, official, or contractor

Those who suspect fraudulent activity in Medicaid programs are required to notify the OIG if they have reason to believe that a person is misusing or abusing any DHS health care program or the ForwardHealth identification card.

Wisconsin Stat. § [49.49](#) defines actions that represent member misuse or abuse of benefits and the resulting sanctions that may be imposed. Providers are under no obligation to inform the member that they are misusing or abusing their benefits. A provider may not confiscate a ForwardHealth card from a member in question.

Reporting Suspected Fraud and Abuse

Those who suspect any form of fraud, waste, or abuse of a program by providers, trading partners, billing services, agencies, or recipients of any government assistance program are required to report it. Those reporting allegations of fraud and abuse may remain anonymous. However, not providing contact information may prevent OIG from fully investigating the complaint if questions arise during the review process.

If a provider suspects that someone is committing fraudulent activities or is misusing his or her ForwardHealth card, the provider is required to notify ForwardHealth by one of the following methods:

- ┆ Going to the OIG fraud and abuse reporting [website](#)
- ┆ Calling the DHS fraud and abuse hotline at 877-865-3432

The following information is helpful when reporting fraud and abuse:

- ┆ A description of the fraud, waste, and/or abuse, including the nature, scope, and timeframe of the activity in question (The

description should include sufficient detail for the complaint to be evaluated.)

- | The names and dates of birth (or approximate ages) of the people involved, as well as the number of occurrences and length of the suspected activity
- | The names and date(s) of other people or agencies to which the activity may have been reported

After the allegation is received, DHS OIG will evaluate it and take appropriate action. If the name and contact information of the person reporting the allegation was provided, the OIG may be in contact to verify details or ask for additional information.

Topic #14358

Requirements for Home Health and Personal Care Agencies to Report Personnel Information to ForwardHealth

ForwardHealth has implemented requirements for home health and personal care agencies to report personnel information to ensure appropriate licensing and to prevent waste, fraud, and abuse.

Reporting Requirements for Providers Enrolling in Wisconsin Medicaid

ForwardHealth requires home health agencies and personal care agencies, including out-of-state and border status providers, enrolling in Wisconsin Medicaid to report specific information regarding the following personnel who are employed by, contracted by, or employed by an agency under contract with the home health and personal care agency:

- | LPNs (Licensed practical nurses)
- | RNs (Registered nurses)
- | SLPs (Speech and language pathologists)
- | OTs (Occupational therapists)
- | OT assistants
- | PTs (Physical therapists)
- | PT assistants
- | Home health aides
- | Personal care workers

Home health and personal care agencies are required to report information on the personnel listed above, even if the employee or contractor is also a separately enrolled Medicaid provider. Medicaid-enrolled home health and personal care agencies will have to report the following information to ForwardHealth:

- | First name, middle initial, and last name
- | DOB (Date of birth)
- | SSN (Social Security number)
- | Employment effective date
- | Employment end date (when applicable)
- | License information (not required for home health aides or personal care workers)

Note: Providing personnel SSNs is voluntary; however, any person employed by, contracted by, or employed by an agency under contract with a Wisconsin Medicaid home health and/or personal care agency who provides home health and/or personal care services to members is required to supply a valid SSN in order for Wisconsin Medicaid to conduct screenings via the following databases:

- | The SSA's (Social Security Administration) Death Master File

- ┆ OIG (Office of the Inspector General) LEIE (List of Excluded Individuals/Entities)
- ┆ The EPLS (Excluded Parties List System)

When applicable, Wisconsin Medicaid will also conduct license verification. ForwardHealth is prohibited by law from reimbursing for services provided by anyone who is included on the SSA Death Master File, the OIG LEIE, or the EPLS for services provided by an unlicensed practitioner.

Services provided by home health agency and personal care agency workers whose SSN are not on file with ForwardHealth or by workers who do not pass the screening process are not reimbursable.

Personnel Screening During New Enrollment

When completing the Medicaid enrollment process for the first time, home health and personal care agencies will be required to enter their workers' information for screening. After entering a worker's information, the provider will see a pass status on the Portal panel if the screening was successfully completed. In addition, the worker's name and status will be included on the enrollment report that the agency will be instructed to print after completing the enrollment process.

If there is any discrepancy or problem during the screening, the worker will not appear in the list, and the information will be automatically forwarded to ForwardHealth for manual review. If the worker does not pass the screening, a letter will be mailed to the agency indicating the name of the worker and information regarding why the worker did not pass the screening.

Updating Personnel Information via the Demographic Maintenance Tool

Once enrolled in Wisconsin Medicaid, home health and personal care agencies, including out-of-state and border status providers, are required to report and maintain personnel information using the [demographic maintenance tool](#). Each agency is responsible for designating agency personnel to update and maintain personnel information.

Note: In order to protect the individual's personal information, the SSN (Social Security number) and DOB (date of birth) will not display after the first time the information is entered into the demographic maintenance tool fields.

ForwardHealth requires home health agencies and personal care agencies to report personnel information for any of the following qualifying events:

- ┆ The person becomes an employee of the enrolled Medicaid provider.
- ┆ The contract agency begins its contract with the enrolled Medicaid provider.
- ┆ A person begins employment with the contract agency.
- ┆ A person begins their contract with the enrolled Medicaid provider.

If a worker passes the screening, their name will appear in the list of workers panel, and the agency will receive a message that the worker passed the screening.

If there is any discrepancy or problem during the screening, the worker's name will not appear in the list, and the information will be automatically forwarded to ForwardHealth for manual review. If the worker passes the manual screening, their name will appear in the list within 10 business days. If the worker does not pass the screening, a letter will be mailed to the agency indicating the name of the worker and information regarding why the worker did not pass the screening.

Home health agencies and personal care agencies may submit claims for services beginning on the date the personnel information was reported to ForwardHealth only for services provided by persons who passed the screening on or before the DOS (date of service).

If the person does not pass the screening, the home health or personal care agency may not submit claims for services provided by that person to Wisconsin Medicaid or BadgerCare Plus members.

An agency should report the employment end date immediately after an employee resigns or the agency or contract agency terminates the employee.

Topic #1711

Submitting Cost Reports

The WIMCR (Wisconsin Medicaid Cost Reporting) initiative is a cost-based payment system for counties enrolled as Medicaid providers of community-based services that provides additional funding for Wisconsin Medicaid while remaining cost neutral for counties.

All counties enrolled as Medicaid providers of community-based services are required to submit cost reports to ForwardHealth. Cost reports are required under WIMCR for the following services provided and billed to Wisconsin Medicaid by county providers:

- | Case management services
- | Child/adolescent day treatment
- | Community support program services
- | Home health services
- | Medical day treatment services
- | Mental health crisis intervention services
- | Outpatient mental health and substance abuse services, including evaluation, psychotherapy, and substance abuse counseling and intensive in-home mental health services for children under HealthCheck
- | Outpatient mental health and substance abuse services provided in the home and community (The non-federal share of this service is provided by the county.)
- | Personal care services
- | PNCC (Prenatal Care Coordination) services
- | Substance abuse day treatment

If Wisconsin Medicaid is not billed by the county for case management services, no cost report is required.

Cost Reporting Web Tool

Counties are required to submit cost reports online by using the [WIMCR web tool](#). After registering on the website, the user will be directed to the WIMCR home page where the following information is located:

- | Certification of Medicaid Operating Deficit and Application for Distribution of Federal Financial Participation
- | Past WIMCR Cost Reports
- | The WIMCR Cost Report Instruction Manual
- | Other WIMCR reference documents

Documentation

Topic #6277

1099 Miscellaneous Forms

ForwardHealth generates the 1099 Miscellaneous form in January of each year for earnings greater than \$600.00, per IRS (Internal Revenue Service) regulations. One 1099 Miscellaneous form per financial payer and per tax identification number is generated, regardless of how many provider IDs or NPIs (National Provider Identifier) share the same tax identification number. For example, a provider who conducts business with both Medicaid and WCDP (Wisconsin Chronic Disease Program) will receive separate 1099 Miscellaneous forms for each program.

The 1099 Miscellaneous forms are sent to the address designated as the "1099 mailing address."

Topic #1640

Availability of Records to Authorized Personnel

The Wisconsin DHS (Department of Health Services) has the right to inspect, review, audit, and reproduce provider records pursuant to Wis. Admin. Code § [DHS 106.02\(9\)\(e\)](#). DHS periodically requests provider records for compliance audits to match information against ForwardHealth's information on paid claims, PA (prior authorization) requests, and enrollment. These records include, but are not limited to, medical/clinical and financial documents. Providers are obligated to ensure that the records are released to an authorized DHS staff member(s).

If Wisconsin Medicaid requires a provider to submit hard copies of records instead of scanning or accepting electronic records during a compliance audit, DHS reimburses providers \$0.06 per page. A letter of request for records from DHS will be sent to a provider when records are required, with instructions on how to submit records electronically or if physical records are required.

Reimbursement is not made for other reproduction costs included in the provider agreement between DHS and a provider, such as reproduction costs for submitting PA requests and claims.

Also, state-contracted MCOs (managed care organizations), including HMOs and SSI HMOs, are not reimbursed for the reproduction costs covered in their contract with the DHS.

The reproduction of records requested by the PRO (Peer Review Organization) under contract with DHS is reimbursed at a rate established by the PRO.

Topic #200

Confidentiality and Proper Disposal of Records

ForwardHealth supports member rights regarding the confidentiality of health care and other related records, including an applicant or member's billing information or medical claim records. An applicant or member has a right to have this information safeguarded, and the provider is obligated to protect that right. Use or disclosure of any information concerning an applicant or member (including an applicant or member's billing information or medical claim records) for any purpose not connected with program administration is prohibited unless authorized by the applicant or member (program administration includes contacts with third-party payers that are necessary for pursuing third-party payment and the release of information as ordered by the court).

Federal HIPAA (Health Insurance Portability and Accountability Act of 1996) Privacy and Security regulations establish requirements regarding the confidentiality and proper disposal of health care and related records containing PHI (protected health information). These requirements apply to all providers (who are considered "covered entities") and their business associates who create, retain, and dispose of such records.

For providers and their business partners who are not subject to HIPAA, Wisconsin confidentiality laws have similar requirements pertaining to proper disposal of health care and related records.

HIPAA Privacy and Security Regulations

Definition of Protected Health Information

As defined in the HIPAA privacy and security regulations, PHI is protected health information (including demographic information) that:

- ┆ Is created, received, maintained, or transmitted in any form or media.
- ┆ Relates to the past, present, or future physical or mental health or condition of an individual, the provision of health care to an individual, or the payment for the provision of health care to an individual.
- ┆ Identifies the individual or provides a reasonable basis to believe that it can be used to identify the individual.

A member's name combined with their member identification number or Social Security number is an example of PHI.

Requirements Regarding "Unsecured" Protected Health Information

Title XIII of the American Recovery and Reinvestment Act of 2009 (also known as the HITECH (Health Information Technology for Economic and Clinical Health) Act) included a provision that significantly expanded the scope, penalties, and compliance challenges of HIPAA. This provision imposes new requirements on covered entities and their business associates to notify patients, the federal government, and the media of breaches of "unsecured" PHI (refer to 45 C.F.R. Parts 160 and 164 and § 13402 of the HITECH Act).

Unsecured PHI is PHI that has not been rendered unusable, unreadable, or indecipherable to unauthorized individuals through the use of physical destruction approved by the U.S. HHS (Department of Health and Human Services). According to HHS, destruction is the only acceptable method for rendering PHI unusable, unreadable, or indecipherable.

As defined by federal law, unsecured PHI includes information in **any** medium, not just electronic data.

Actions Required for Proper Disposal of Records

Under the HIPAA privacy and security regulations, health care and related records containing PHI must be disposed of in such a manner that they cannot be reconstructed. This includes ensuring that the PHI is secured (i.e., rendered unusable, unreadable, or indecipherable) prior to disposal of the records.

To secure PHI, providers and their business associates are required to use one of the following destruction methods approved by the HHS:

- ┆ Paper, film, labels, or other hard copy media should be shredded or destroyed such that the PHI cannot be read or otherwise reconstructed.
- ┆ Electronic media should be cleared, purged, or destroyed such that the PHI cannot be retrieved according to National Institute of Standards and Technology Special Publication 800-88, Guidelines for Media Sanitization, which can be found on the [NIST \(National Institute of Standards and Technology\) website](https://www.nist.gov/publications/800-88-guidelines-for-media-sanitization).

For more information regarding securing PHI, providers may refer to [Health Information Privacy](https://www.hhs.gov/hipaa/for-professionals/privacy/index.html) on the HHS website.

Wisconsin Confidentiality Laws

Wis. Stat. § [134.97](#) requires providers and their business partners who are not subject to HIPAA regulations to comply with Wisconsin confidentiality laws pertaining to the disposal of health care and related records containing PHI.

Wis. Stat. § [146.836](#) specifies that the requirements apply to "all patient health care records, including those on which written, drawn, printed, spoken, visual, electromagnetic or digital information is recorded or preserved, regardless of physical form or characteristics." Paper **and** electronic records are subject to Wisconsin confidentiality laws.

"Personally Identifiable Data" Protected

According to Wis. Stat. § [134.97\(1\)\(e\)](#), the types of records protected are those containing "personally identifiable data."

As defined by the law, personally identifiable data is information about an individual's medical condition that is not considered to be public knowledge. This may include account numbers, customer numbers, and account balances.

Actions Required for Proper Disposal of Records

Health care and related records containing personally identifiable data must be disposed of in such a manner that no unauthorized person can access the personal information. For the period of time between a record's disposal and its destruction, providers and their business partners are required to take actions that they reasonably believe will ensure that no unauthorized person will have access to the personally identifiable data contained in the record.

Businesses Affected

Wis. Stat. §§ [134.97](#) and [134.98](#), governing the proper disposal of health care and related records, apply to medical businesses as well as financial institutions and tax preparation businesses. For the purposes of these requirements, a medical business is any for-profit or nonprofit organization or enterprise that possesses information — other than personnel records — relating to a person's physical or mental health, medical history, or medical treatment. Medical businesses include sole proprietorships, partnerships, firms, business trusts, joint ventures, syndicates, corporations, limited liability companies, or associates.

Continuing Responsibilities for All Providers After Ending Participation

Ending participation in a ForwardHealth program does not end a provider's responsibility to protect the confidentiality of health care and related records containing PHI.

Providers who no longer participate in a ForwardHealth program are responsible for ensuring that they and their business associates/partners continue to comply with all federal and state laws regarding protecting the confidentiality of members' PHI. Once record retention requirements expire, records must be disposed of in such a manner that they cannot be reconstructed — according to federal and state regulations — in order to avoid penalties.

All ForwardHealth providers and their business associates/partners who cease practice or go out of business should ensure that they have policies and procedures in place to protect all health care and related records from any unauthorized disclosure and use.

Penalties for Violations

Any covered entity provider or provider's business associate who violates federal HIPAA regulations regarding the confidentiality and proper disposal of health care and related records may be subject to criminal and/or civil penalties, including any or all of the following:

- ▮ Fines up to \$1.5 million per calendar year

- ┆ Jail time
- ┆ Federal HHS Office of Civil Rights enforcement actions

For entities not subject to HIPAA, Wis. Stat. § [34.97\(4\)](#) imposes penalties for violations of confidentiality laws. Any provider or provider's business partner who violates Wisconsin confidentiality laws may be subject to fines up to \$1,000 per incident or occurrence.

For more specific information on the penalties for violations related to members' health care records, providers should refer to § 13410(d) of the HITECH Act, which amends 42 USC § 1320d-5, and Wis. Stat. §§ [134.97\(3\)](#), [\(4\)](#) and [146.84](#).

Topic #4678

Documentation for Accompanying Member to Medical Appointments

When it is medically necessary to accompany a member to a medical appointment and the member is traveling by common carrier, the provider should document the medically necessary personal care services provided while the PCW (personal care worker) accompanies the member. If the PCW does not provide any medically necessary ADL (activities of daily living) or delegated nursing acts identified in the POC (plan of care), then the provider should not bill BadgerCare Plus for accompanying the member to medical appointments.

If a PCW must remain with the member during the medical appointment, the provider is required to document the medically necessary services provided during the appointment. The services provided by the PCW may not duplicate services that the medical professional is responsible for providing for the member. BadgerCare Plus personal care services do not cover supervision of the member as stated in Wis. Admin. Code §§ [DHS 107.11\(5\)](#), and [DHS 107.112\(4\)](#).

Assistance with ADL and delegated nursing acts that can be provided before the member leaves home for the medical appointment or upon their return home for the medical appointment or upon their return home do not support the need for the PCW to accompany the member to the medical appointment. For the PCW to accompany the member to the medical appointment, documentation must include the ADL, the delegated nursing acts, and the medical necessity for the provision of the ADL and delegated nursing acts while the PCW accompanies the member to the medical appointment.

Topic #201

Financial Records

According to Wis. Admin. Code § [DHS 106.02\(9\)\(c\)](#), a provider is required to maintain certain financial records in written or electronic form.

Topic #202

Medical Records

A dated clinician's signature must be included in all medical notes. According to Wis. Admin. Code § [DHS \(Department of Health Services\) 106.02\(9\)\(b\)](#), a provider is required to include certain written documentation in a member's medical record.

Topic #199

Member Access to Records

Providers are required to allow members access to their health care records, including those related to ForwardHealth services, maintained by a provider in accordance with Wisconsin Statutes, excluding billing statements.

Fees for Health Care Records

Per Wis. Stat. § [146.83](#), providers may charge a fee for providing one set of copies of health care records to members who are enrolled in Wisconsin Medicaid or BadgerCare Plus programs on the date of the records request. This applies regardless of the member's enrollment status on the DOS (dates of service) contained within the health care records.

Per Wis. Stat. § [146.81\(4\)](#), health care records are all records related to the health of a patient prepared by, or under the supervision of, a health care provider.

Providers are limited to charging members enrolled in state-funded health care programs 25 percent of the applicable fees for providing one set of copies of the member's health care records.

Note: A provider may charge members 100 percent of the applicable fees for providing a second or additional set of copies of the member's health care records.

The Wisconsin DHS (Department of Health Services) adjusts the [amounts](#) a provider may charge for providing copies of a member's health care records yearly per Wis. Stat. § [146.83\(3f\)\(c\)](#).

Topic #2509

Personal Care and Travel Time

According to Wis. Admin. Code § [DHS 106.02\(9\)\(f\)](#), covered services are not reimbursable under Wisconsin Medicaid unless the documentation and medical record keeping requirements are met. Documentation is monitored during the audit process.

Provider records must support that all time billed to Wisconsin Medicaid is actual (within rounding guidelines), necessary, and reasonable. Providers will only be reimbursed by Wisconsin Medicaid for personal care time and travel time actually provided (within rounding guidelines), even if PA (prior authorization) allows for additional time.

For each DOS (date of service) billed to Wisconsin Medicaid, the following must be documented:

- | Where and when travel started and ended
- | When each period of personal care started and ended
- | When and where return travel started and ended

Using a Computer-Generated Mileage Program

Providers may use a computer-generated mileage program to document travel time, if preferred. The program must provide the **shortest** distance between points in both miles and minutes when documenting PCW (personal care worker) travel time. If a computer-generated method is used, the provider is required to adhere to the following documentation standards:

- | Establish a routine itinerary for each PCW using the following guidelines:
 - | The routine itinerary must be based on travel to and from authorized locations. The only authorized locations for calculating travel time are the previous or following personal care appointment, the PCW's residence, or the provider's office.

- | A PCW may deviate from the routine itinerary to make stops between authorized locations if the time billed does not differ from the routine itinerary for that day.
 - | When a PCW changes the routine itinerary a new itinerary must be documented.
- | Schedule PCW visits to maximize travel time so that the service is delivered in a cost-effective manner, according to Wis. Admin. Code § [DHS 101.03\(96m\)](#). This requirement is also in effect when routine itineraries are utilized.
- | Bill travel time only for dates that the PCW actually provided personal care services to the member.
- | Maintain the following information on file in the agency records:
 - | The computer-generated map documenting the shortest distance and time between travel locations
 - | The routine itineraries for each PCW
 - | The addresses of locations for which "to" and "from" travel occurs
 - | The member's name and address
 - | The DOS, start and end times, and personal care services provided

Topic #16157

Policy Requirements for Use of Electronic Signatures on Electronic Health Records

For ForwardHealth policy areas where a signature is required, electronic signatures are acceptable as long as the signature meets the requirements. When ForwardHealth policy specifically states that a handwritten signature is required, an electronic signature will not be accepted. When ForwardHealth policy specifically states that a written signature is required, an electronic signature will be accepted.

Reimbursement for services paid to providers who do not meet all electronic signature requirements may be subject to recoupment.

Electronic Signature Definition

An electronic signature, as stated in Wis. Stats. § [137.11\(8\)](#), is "an electronic sound, symbol, or process attached to or logically associated with a record and executed or adopted by a person with the intent to sign the record."

Some examples include:

- | Typed name (performer may type their complete name)
- | Number (performer may type a number unique to them)
- | Initials (performer may type initials unique to them)

All examples above must also meet all of the electronic signature requirements.

Benefits of Using Electronic Signatures

The use of electronic signatures will allow providers to:

- | Save time by streamlining the document signing process.
- | Reduce the costs of postage and mailing materials.
- | Maintain the integrity of the data submitted.
- | Increase security to aid in non-repudiation.

Electronic Signature Requirements

By following the general electronic signature requirements below, the use of electronic signatures provides a secure alternative to written signatures. These requirements align with HIPAA (Health Insurance Portability and Accountability Act of 1996) Privacy Rule guidelines.

General Requirements

When using an electronic signature, all of the following requirements must be met:

- 1 The electronic signature must be under the sole control of the rendering provider. Only the rendering provider or designee has the authority to use the rendering provider's electronic signature. Providers are required to maintain documentation that shows the electronic signature that belongs to each rendering provider if a numbering or initial system is used (e.g., what number is assigned to a specific rendering provider). This documentation must be kept confidential.
- 1 The provider is required to have current policies and procedures regarding the use of electronic signatures. The Wisconsin DHS (Department of Health Services) recommends the provider conduct an annual review of policies and procedures with those using electronic signatures to promote ongoing compliance and to address any changes in the policies and procedures.
- 1 The provider is required to conduct or review a security risk analysis in accordance with the requirements under 45 CFR s. 164.308(a)(1).
- 1 The provider is required to implement security updates as necessary and correct identified security deficiencies as part of its risk management process.
- 1 The provider is required to establish administrative, technical, and physical safeguards in compliance with the HIPAA Security Rule.

Electronic Health Record Signature Requirements

An EHR (electronic health record) that utilizes electronic signatures must meet the following requirements:

- 1 The certification and standard criteria defined in the Health Information Technology Initial Set of Standards, Implementation Specifications, Certification Criteria for Electronic Health Record Technology Final Rule (45 CFR Part 170) and any revisions including, but not limited to, the following:
 - 1 Assign a unique name and/or number for identifying, tracking user identity, and establishing controls that permit only authorized users to access electronic health information.
 - 1 Record actions related to electronic health information according to the standard set forth in 45 CFR s. 170.210.
 - 1 Enable a user to generate an audit log for a specific time period. The audit log must also have the ability to sort entries according to any of the elements specified in the standard 45 CFR s. 170.210.
 - 1 Verify that a person or entity seeking access to electronic health information is the one claimed and is authorized to access such information.
 - 1 Record the date, time, patient identification, and user identification when electronic health information is created, modified, accessed, or deleted. An indication of which action(s) occurred and by whom must also be recorded.
 - 1 Use a hashing algorithm with a security strength equal to or greater than SHA-1 (Secure Hash Algorithm 1) as specified by the NIST (National Institute of Standards and Technology) in FIPS PUB 180-3 (October 2008) to verify that electronic health information has not been altered. (Providers unsure whether or not they meet this guideline should contact their IT (Information Technology) and/or security/privacy analyst.)
- 1 Ensure the EHR provides:
 - 1 Nonrepudiation — assurance that the signer cannot deny signing the document in the future
 - 1 User authentication — verification of the signer's identity at the time the signature was generated
 - 1 Integrity of electronically signed documents — retention of data so that each record can be authenticated and attributed to the signer
 - 1 Message integrity — certainty that the document has not been altered since it was signed
 - 1 Capability to convert electronic documents to paper copy — the paper copy must indicate the name of the individual who electronically signed the form as well as the date electronically signed
- 1 Ensure electronically signed records created by the EHR have the same back-up and record retention requirements as paper records.

Topic #203

Preparation and Maintenance of Records

All providers who receive payment from Wisconsin Medicaid, including state-contracted MCOs (managed care organizations), are required to maintain records that fully document the basis of charges upon which all claims for payment are made, according to Wis. Admin. Code § [DHS 106.02\(9\)\(a\)](#). This required maintenance of records is typically required by any third-party insurance company and is not unique to ForwardHealth.

Topic #2508

Record Maintenance

Medicaid-enrolled personal care providers have the responsibility to maintain all agency, member-related, and employee records listed in Wis. Admin. Code §§ [DHS 105.17](#) and [DHS 106.02\(9\)](#).

This responsibility can be satisfied if the Medicaid-enrolled provider maintains the records on premises. If services are contracted, the provider may require the subcontractor to maintain records. However, the Medicaid-enrolled provider retains all responsibility to assure compliance with requirements.

Topic #204

Record Retention

Providers are required to retain documentation, including medical and financial records, for a period of not less than five years from the date of payment, except RHCs (rural health clinics), which are required to retain records for a minimum of six years from the date of payment.

According to Wis. Admin. Code § [DHS 106.02\(9\)\(d\)](#), providers are required to retain all evidence of billing information.

Ending participation as a provider does not end a provider's responsibility to retain and provide access to fully maintained records unless an alternative arrangement of record retention and maintenance has been established.

Maintaining Confidentiality of Records

Ending participation in a ForwardHealth program does not end a provider's responsibility to protect the confidentiality of health care and related records containing PHI (protected health information).

Providers who no longer participate in a ForwardHealth program are responsible for ensuring that they and their business associates/partners continue to comply with all federal and state laws regarding protecting the confidentiality of members' PHI. Once record retention requirements expire, records must be disposed of in such a manner that they cannot be reconstructed — according to federal and state regulations — in order to avoid penalties. For more information on the proper disposal of records, refer to [Confidentiality and Proper Disposal of Records](#).

All ForwardHealth providers and their business associates/partners who cease practice or go out of business should ensure that they have policies and procedures in place to protect all health care and related records from any unauthorized disclosure and use.

Reviews and Audits

The Wisconsin DHS (Department of Health Services) periodically reviews provider records. DHS has the right to inspect, review, audit, and photocopy the records. Providers are required to permit access to any requested record(s), whether in written, electronic, or micrographic form.

Topic #205

Records Requests

Requests for billing or medical claim information regarding services reimbursed by Wisconsin Medicaid may come from a variety of individuals including attorneys, insurance adjusters, and members. Providers are required to notify ForwardHealth when releasing billing information or medical claim records relating to charges for covered services except in the following instances:

- ┆ When the member is a dual eligible (i.e., member is eligible for both Medicare and Wisconsin Medicaid or BadgerCare Plus) and is requesting materials pursuant to **Medicare** regulations.
- ┆ When the provider is attempting to exhaust all existing health insurance sources prior to submitting claims to ForwardHealth.

Request From a Member or Authorized Person

If the request for a member's billing information or medical claim records is from a member or authorized person acting on behalf of a member, the provider is required to do the following:

1. Send a copy of the requested billing information or medical claim records to the requestor.
2. Send a letter containing the following information to ForwardHealth:
 - ┆ Member's name
 - ┆ Member's ForwardHealth identification number or SSN (Social Security number), if available
 - ┆ Member's DOB (date of birth)
 - ┆ DOS (date of service)
 - ┆ Entity requesting the records, including name, address, and telephone number

The letter must be sent to the following address:

Wisconsin Casualty Recovery — HMS
Ste 100
5615 Highpoint Dr
Irving TX 75038-9984

Request From an Attorney, Insurance Company, or Power of Attorney

If the request for a member's billing information or medical claim records is from an attorney, insurance company, or power of attorney, the provider is required to do the following:

1. Obtain a release signed by the member or authorized representative.
2. Furnish the requested material to the requester, marked "BILLED TO FORWARDHEALTH" or "TO BE BILLED TO FORWARDHEALTH," with a copy of the release signed by the member or authorized representative. Approval from ForwardHealth is not necessary.
3. Send a copy of the material furnished to the requestor, along with a copy of their original request and medical authorization release to:

Wisconsin Casualty Recovery — HMS
Ste 100

5615 Highpoint Dr
Irving TX 75038-9984

Request for Information About a Member Enrolled in a State-Contracted Managed Care Organization

If the request for a member's billing information or medical claim records is for a member enrolled in a state-contracted MCO (managed care organization), the provider is required to do the following:

1. Obtain a release signed by the member or authorized representative.
2. Send a copy of the letter requesting the information, along with the release signed by the member or authorized representative, directly to the MCO.

The MCO makes most benefit payments and is entitled to any recovery that may be available.

Request for a Statement From a Dual Eligible

If the request is for an itemized statement from a dual eligible, pursuant to HR 2015 (Balanced Budget Act of 1997) § 4311, a dual eligible has the right to request and receive an itemized statement from their Medicare-enrolled health care provider. The Act requires the provider to furnish the requested information to the member. The Act does **not** require the provider to notify ForwardHealth.

Topic #1646

Release of Billing Information to Government Agencies

Providers are permitted to release member information without informed consent when a written request is made by Wisconsin DHS (Department of Health Services) or the federal HHS (Department of Health and Human Services) to perform any function related to program administration, such as auditing, program monitoring, and evaluation.

Providers are authorized under Wisconsin Medicaid confidentiality regulations to report suspected misuse or abuse of program benefits to the DHS, as well as to provide copies of the corresponding patient health care records.

Provider Rights

Topic #208

A Comprehensive Overview of Provider Rights

Medicaid-enrolled providers have certain rights including, but not limited to, the following:

- ┆ Limiting the number of members they serve in a nondiscriminatory way.
- ┆ Ending participation in Wisconsin Medicaid.
- ┆ Applying for a discretionary waiver or variance of certain rules identified in Wisconsin Administrative Code.
- ┆ [Collecting payment from a member under limited circumstances.](#)
- ┆ Refusing services to a member if the member refuses or fails to present a ForwardHealth identification card. However, possession of a ForwardHealth card does not guarantee enrollment (e.g., the member may not be enrolled, may be enrolled only for limited benefits, or the ForwardHealth card may be invalid). Providers may confirm the current enrollment of the member by using one of the [EVS \(Enrollment Verification System\) methods](#), including calling [Provider Services](#).

Topic #2491

Advisory Committees

The Home Care Advisory Committee and the Home Care Consumer Advisory Committee advise the Wisconsin DHS (Department of Health Services) and act as a communication link between the DHS, providers, and members. Personal care providers and members are represented on the committees. Information on the advisory committees is available by writing to the DMS (Division of Medicaid Services) at:

Division of Medicaid Services
1 W Wilson St
Room 350
PO Box 309
Madison WI 53701-0309

Topic #207

Ending Participation

Providers other than home health agencies and nursing facilities may terminate participation in ForwardHealth according to Wis. Admin. Code § [DHS 106.05](#).

Providers choosing to withdraw should promptly notify their members to give them ample time to find another provider.

When withdrawing, the provider is required to do the following:

- ┆ Provide a written notice of the decision at least 30 days in advance of the termination.
- ┆ Indicate the effective date of termination.

Providers will not receive reimbursement for nonemergency services provided on and after the effective date of termination.

Voluntary termination notices can be sent to the following address:

Wisconsin Medicaid
 Provider Enrollment
 313 Blettner Blvd
 Madison WI 53784

If the provider fails to specify an effective date in the notice of termination, ForwardHealth may terminate the provider on the date the notice is received.

Topic #209

Hearing Requests

A provider who wishes to contest a Wisconsin DHS (Department of Health Services) action or inaction for which due process is required under Wis. Stat. ch. [227](#), may request a hearing by writing to the DHA (Division of Hearings and Appeals).

A provider who wishes to contest the DMS (Division of Medicaid Services)'s notice of intent to recover payment (e.g., to recoup for overpayments discovered in an audit by DMS) is required to request a hearing on the matter within the time period specified in the notice. The request, which must be in writing, should briefly summarize the provider's basis for contesting the DHS decision to withhold payment.

Refer to Wis. Admin. Code ch. [DHS 106](#) for detailed instructions on how to file an appeal.

If a timely request for a hearing is not received, DHS may recover those amounts specified in its original notice from future amounts owed to the provider.

Note: Providers are not entitled to administrative hearings for billing disputes.

Topic #210

Limiting the Number of Members

If providers choose to limit the number of members they see, they cannot accept a member as a private-pay patient. Providers should instead refer the member to another ForwardHealth provider.

Persons applying for or receiving benefits are protected against discrimination based on race, color, national origin, sex, religion, age, disability, or association with a person with a disability.

Topic #206

Requesting Discretionary Waivers and Variances

In rare instances, a provider or member may apply for, and the DMS (Division of Medicaid Services) will consider applications for, a discretionary waiver or variance of certain rules in Wis. Admin. Code chs. [DHS 102](#), [103](#), [104](#), [105](#), [107](#), and [108](#). Rules that are not considered for a discretionary waiver or variance are included in Wis. Admin. Code § [DHS 106.13](#).

Waivers and variances are not available to permit coverage of services that are either expressly identified as noncovered or are not expressly mentioned in Wis. Admin. Code ch. DHS 107.

Requirements

A request for a waiver or variance may be made at any time; however, all applications must be made in writing to the DMS. All applications are required to specify the following:

- | The rule from which the waiver or variance is requested.
- | The time period for which the waiver or variance is requested.
- | If the request is for a variance, the specific alternative action proposed by the provider.
- | The reasons for the request.
- | Justification that all requirements for a discretionary waiver or variance would be satisfied.

The DMS may also require additional information from the provider or the member prior to acting on the request.

Application

The DMS may grant a discretionary waiver or variance if it finds that all of the following requirements are met:

- | The waiver or variance will not adversely affect the health, safety, or welfare of any member.
- | Either the strict enforcement of a requirement would result in unreasonable hardship on the provider or on a member, or an alternative to a rule is in the interests of better care or management. An alternative to a rule would include a new concept, method, procedure or technique, new equipment, new personnel qualifications, or the implementation of a pilot project.
- | The waiver or variance is consistent with all applicable state and federal statutes and federal regulations.
- | Federal financial participation is available for all services under the waiver or variance, consistent with the Medicaid state plan, the federal CMS (Centers for Medicare and Medicaid Services), and other applicable federal program requirements.
- | Services relating to the waiver or variance are medically necessary.

To apply for a discretionary waiver or variance, providers are required to send their application to the following address:

Division of Medicaid Services
Waivers and Variances
PO Box 309
Madison WI 53701-0309

Sanctions

Topic #211

Intermediate Sanctions

According to Wis. Admin. Code § [DHS 106.08\(3\)](#), the Wisconsin DHS (Department of Health Services) may impose intermediate sanctions on providers who violate certain requirements. Common examples of sanctions that DHS may apply include the following:

- ┆ Review of the provider's claims before payment
- ┆ Referral to the appropriate peer review organization, licensing authority, or accreditation organization
- ┆ Restricting the provider's participation in BadgerCare Plus
- ┆ Requiring the provider to correct deficiencies identified in a DHS audit

Prior to imposing any alternative sanction under this section, DHS will issue a written notice to the provider in accordance with Wis. Admin. Code § [DHS 106.12](#).

Any sanction imposed by DHS may be appealed by the provider under Wis. Admin. Code § DHS 106.12. Providers may appeal a sanction by writing to the DHA (Division of Hearings and Appeals).

Topic #212

Involuntary Termination

The Wisconsin DHS (Department of Health Services) may suspend or terminate the Medicaid enrollment of any provider according to Wis. Admin. Code § [DHS 106.06](#).

The suspension or termination may occur if both of the following apply:

- ┆ DHS finds that any of the grounds for provider termination are applicable.
- ┆ The suspension or termination will not deny members access to services.

Reasonable notice and an opportunity for a hearing within 15 days will be given to each provider whose enrollment is terminated by DHS. Refer to Wis. Admin. Code § [DHS 106.07](#) for detailed information regarding possible sanctions.

In cases where Medicare enrollment is required as a condition of enrollment with Wisconsin Medicaid, termination from Medicare results in automatic termination from Wisconsin Medicaid.

Topic #213

Sanctions for Collecting Payment From Members

Under state and federal laws, if a provider inappropriately collects payment from an enrolled member, or authorized person acting on behalf of the member, that provider may be subject to program sanctions including termination of Medicaid enrollment. In addition, the provider may also be fined not more than \$25,000, or imprisoned not more than five years, or both, pursuant to 42 USC § 1320a-7b(d) or Wis. Stat. § [49.49\(3m\)](#).

There may be narrow exceptions on when providers may [collect payment from members](#).

Topic #214

Withholding Payments

The Wisconsin DHS (Department of Health Services) may withhold full or partial Medicaid provider payments without prior notification if, as the result of any review or audit, DHS finds reliable evidence of fraud or willful misrepresentation.

"Reliable evidence" of fraud or willful misrepresentation includes, but is not limited to, the filing of criminal charges by a prosecuting attorney against the provider or one of the provider's agents or employees.

DHS is required to send the provider a written notice within five days of taking this action. The notice will generally set forth the allegations without necessarily disclosing specific information about the investigation.

Provider Numbers

Topic #4908

Exemptions to Federal National Provider Identifier Provider Number Requirements

Personal care only providers, SMV (specialized medical vehicle) providers, and blood banks are exempt from federal NPI (National Provider Identifier) requirements.

Topic #536

Provider Numbers

Providers exempt from federal NPI (National Provider Identifier) requirements are to indicate their provider ID for billing and rendering on all paper and electronic claims.

Personal Care Agency Personnel Qualifications

Topic #2495

Personal Care Worker Training

Medicaid-enrolled personal care agencies are required to employ trained PCWs (personal care workers) or train or arrange and pay for training of employed or contracted PCWs according to Wis. Admin. Code § [DHS 105.17](#).

The costs to personal care agencies for PCW training are administrative and are not separately reimbursable by Wisconsin Medicaid.

Topic #2494

Personal Care Workers

Medicaid-enrolled providers are responsible for assuring that the PCWs (personal care workers) employed or contracted with the agency meet the requirements according to Wis. Admin. Code § [DHS 105.17](#). Personal care services provided by a legally responsible relative under Wis. Stats. § [49.90\(1\)](#) are not covered, per Wis. Admin. Code § [DHS 107.112\(4\)\(d\)](#).

Topic #2493

Registered Nurse Supervisors

An RN (registered nurse) supervisor under contract with, or employed by, a Medicaid-enrolled personal care agency is required to meet all of the qualifications under Wis. Admin. Code § [DHS 105.17](#).

Covered and Noncovered Services

2

Archive Date:09/03/2024

Covered and Noncovered Services:Noncovered Services

Topic #68

Definition of Noncovered Services

A noncovered service is a service, item, or supply for which reimbursement is not available. Wis. Admin. Code § [DHS 101.03 \(103\)](#) and ch. [107](#) contain more information about noncovered services. In addition, Wis. Admin. Code § [DHS 107.03](#) contains a general list of noncovered services.

Topic #11377

Delegated Nursing Tasks That Are Not Covered

Regardless of a nurse delegating the task(s) to a PCW (personal care worker), the following MOTs (medically oriented tasks) are noncovered personal care services:

- | Insertion of catheters
- | Sterile irrigation of catheters
- | Giving injections
- | Application of dressings involving prescription medication and use of aseptic techniques
- | Administration of medicine that is not usually self-administered
- | Hemodialysis
- | Peritoneal dialysis
- | Tracheal suctioning
- | Medication placement in a pill organizer
- | Wound debridement
- | Any delegated nursing act requiring direct supervision for which general supervision is provided

Topic #104

Member Payment for Noncovered Services

A provider may collect payment from a member for noncovered services if [certain conditions](#) are met.

Providers may not collect payment from a member (or authorized person acting on behalf of the member) for certain noncovered services or activities provided in connection with covered services, including:

- | Charges for missed appointments
- | Charges for telephone calls
- | Charges for time involved in completing necessary forms, claims, or reports
- | Translation services

Missed Appointments

The federal CMS (Centers for Medicare and Medicaid Services) does not allow state Medicaid programs to permit providers to collect payment from a member, or authorized person acting on behalf of the member, for a missed appointment.

Avoiding Missed Appointments

ForwardHealth offers the following suggestions to help avoid missed appointments:

- ┆ Remind members of upcoming appointments (by telephone or postcard) prior to scheduled appointments.
- ┆ If a member needs assistance in obtaining transportation to a medical appointment, encourage the member to call the NEMT (non-emergency medical transportation) manager contracted with the Wisconsin DHS (Department of Health Services). Most Medicaid and BadgerCare Plus members may receive NEMT services through the NEMT manager if they have no other way to receive a ride. Refer to the [NEMT service area](#) for more information.
- ┆ If the appointment is made through the HealthCheck screening or targeted case management programs, encourage the staff from those programs to ensure that the scheduled appointments are kept.

Translation and Interpretive Services

Translation services, which refer to translation of the written word, are considered part of the provider's overhead cost and are not separately reimbursable. Providers may not collect payment from a member (or authorized person acting on behalf of the member) for translation services.

Interpretive services, which refer to interpretation of the spoken word or sign language, are a covered service. More information on interpretive services can be found in the [Interpretive Services](#) topic.

Providers should call the Affirmative Action and Civil Rights Compliance Officer at 608-266-9372 for information about when translation services are required by federal law. Providers may also write to the following address:

AA/CRC Office
1 W Wilson St Rm 561
PO Box 7850
Madison WI 53707-7850

HealthCheck "Other Services"

Topic #22

Definition of HealthCheck "Other Services"

HealthCheck is the term used for EPSDT (Early and Periodic Screening, Diagnosis, and Treatment) in Wisconsin. The HealthCheck benefit provides periodic, comprehensive health screening exams (also known as "well child checks"), as well as interperiodic screens, outreach and case management, and additional medically necessary services (referred to as HealthCheck "Other Services") for members under 21 years of age.

Wisconsin Medicaid covers most diagnostic and intervention services a member may need. However, federal law requires that states provide any additional health care services that are coverable under the federal Medicaid program and found to be medically necessary to treat, correct, or reduce illnesses and conditions discovered regardless of whether or not the service is covered in a state's Medicaid program. HealthCheck "Other Services" is Wisconsin's term for this federal requirement.

The requested service must be allowable under federal Medicaid law, per § 1905(a) of the Social Security Act, and must be medically necessary and reasonable for the member to be covered by Wisconsin Medicaid, per Wis. Admin. Code § [DHS 107.02\(3\)\(e\)](#). Most [HealthCheck "Other Services"](#) require PA (prior authorization) per Wis. Admin. Code § [DHS 107.02](#).

Topic #1

Prior Authorization for HealthCheck "Other Services"

Providers submitting PA (prior authorization) requests for HealthCheck "Other Services" should review the two types of PA requests. The following types of PA requests have their own submission requirements:

- ┆ Requests for exceptions to coverage limitations
- ┆ Requests for federally allowable Medicaid services not routinely covered by Wisconsin Medicaid

PA Submission Requirements for Exceptions to Coverage Limitations

HealthCheck "Other Services" may additionally cover established Medicaid health care services that are limited in coverage for members under 21 years of age.

If a PA request is submitted requesting additional coverage for a benefit where there is established policy, the request is automatically processed under the HealthCheck "Other Services" benefit to evaluate whether the requested service is likely to correct or ameliorate the member's condition, including maintaining current status or preventing regression.

Examples of coverage limitations include service amounts that are prohibited by policy, or the requested service is not expected to result in a favorable improvement in the member's condition or diagnosis.

Every PA request for a member under age 21 is first processed according to standard Medicaid guidelines and then reviewed under HealthCheck "Other Services" guidelines. For these reasons, providers do **not** need to take additional action to identify the PA request as a HealthCheck "Other Services" request.

If an established benefit will be requested at a level that exceeds Wisconsin Medicaid coverage limits, in addition to the required PA documentation detailed in the appropriate service area of the Online Handbook, the request should provide:

- ┆ The rationale detailing why standard coverage is not considered acceptable to address the identified condition.
- ┆ The rationale detailing why the requested service is needed to correct or ameliorate the member's condition.

PA Submission Requirements for Services Not Routinely Covered by Wisconsin Medicaid

HealthCheck "Other Services" allows coverage of health care services that are not routinely covered by Wisconsin Medicaid, but are federally allowable and medically necessary to maintain, improve, or correct the member's physical and mental health, per § 1905(a) of the Social Security Act. These HealthCheck "Other Services" require PA since the determination of medical necessity is made on a case-by-case basis depending on the needs of the member.

If a PA request is submitted requesting coverage for a service that does not have established policy and is not an exception to coverage limitations, the provider is required to identify the PA as a HealthCheck "Other Services" request by **checking the HealthCheck "Other Services" box** and submit the following information:

- ┆ A current, valid order or prescription for the service being requested:
 - ┆ Prescriptions are valid for 12 or fewer months from the date of the signature (depending on the service area).
 - ┆ Updated prescriptions may be required more frequently for some benefits.
- ┆ A completed [PA/RF \(Prior Authorization Request Form, F-11018 \(05/2013\)\)](#), for most service areas, including the following:
 - ┆ For Element 1, **check the HealthCheck "Other Services" box.**
 - ┆ For Element 19, enter the procedure code that most accurately describes the service, even if the code is not ordinarily covered by Wisconsin Medicaid. [Unlisted procedure codes](#) can be requested if the service is not accurately described by existing procedure codes.
 - ┆ For Element 20, enter informational procedure code modifier EP (Service provided as part of Medicaid early periodic screening diagnosis and treatment [EPSDT] program) to indicate that the service is requested as a HealthCheck "Other Services" benefit.
 - ┆ For Element 22, include the description of the service.
- ┆ A completed [PA/DRF \(Prior Authorization/Dental Request Form, F-11035 \(07/2012\)\)](#), or [PA/HIAS1 \(Prior Authorization Request for Hearing Instrument and Audiological Services, F-11020 \(05/2013\)\)](#) when the PA/RF is not applicable
- ┆ A [PA attachment form\(s\)](#) for the related service area, if known, or clinical documentation substantiating the medical necessity of the requested procedure code and:
 - ┆ The rationale detailing why services typically covered by Wisconsin Medicaid are not considered acceptable to address the identified condition or why services were discontinued.
 - ┆ The rationale detailing why the requested service is needed to correct or ameliorate the member's condition.

Note: Providers may call [Provider Services](#) to determine the appropriate PA attachment.

- ┆ Evidence the requested service is clinically effective and not harmful (If the requested service is new to Wisconsin Medicaid, additional documentation regarding current research and/or safety of the intervention may be submitted.)
- ┆ The MSRP (manufacturer's suggested retail price) for requested equipment or supplies
- ┆ The 11-digit NDC (National Drug Code) for any dispensed OTC (over-the-counter) drugs on pharmacy PA requests

Providers may call Provider Services for more information about HealthCheck "Other Services."

If the PA request is incomplete or additional information is needed to substantiate the necessity of the requested service, the PA request will be returned to the provider. **A return for more information is not a denial.**

Topic #41

Requirements

For a service to be reimbursed through HealthCheck "Other Services," the following requirements must be met:

- | The service is provided to a member who is under 21 years of age.
- | The service is coverable under federal Medicaid law.
- | The service is medically necessary and reasonable.
- | The service is prior authorized before it is provided.
- | Services currently available are not considered acceptable to treat the identified condition.

ForwardHealth has the authority to do all of the following:

- | Review the medical necessity of all requests.
- | Establish criteria for the provision of such services.
- | Determine the amount, duration, and scope of services as long as the authorized amount is reasonable and maintains the preventive intent of the HealthCheck benefit.

HealthCheck "Other Services" does not include reimbursement in excess of ForwardHealth published [maximum allowable fees](#).

All PA (prior authorization) requests must follow [NCCI \(National Correct Coding Initiative\)](#) guidelines.

Codes

Topic #2482

Place of Service Codes

Providers are required to use POS (place of service) codes on the [PA/RF \(Prior Authorization Request Form, F-11018 \(05/2013\)\)](#).

Topic #2481

Procedure Codes and Modifiers

Personal Care Services

Personal care providers are required to use the appropriate CPT (Current Procedural Terminology) or HCPCS (Healthcare Common Procedure Coding System) procedure code from the following table that describes the service performed. The modifiers providers are required to use with procedure codes are also listed.

Procedure Code	Description	Required Modifier
T1019	Personal care services, per 15 minutes, not for an inpatient or resident of a hospital, nursing facility, ICF/MR or IMD, part of the individualized plan of treatment (code may not be used to identify services provided by home health aide or certified nurse assistant)	None
T1019	Personal care services, per 15 minutes, not for an inpatient or resident of a hospital, nursing facility, ICF/MR or IMD, part of the individualized plan of treatment (code may not be used to identify services provided by home health aide or certified nurse assistant)	U3 — Travel time
99509	Home visit for assistance with activities of daily living and personal care (per visit)	TD — Registered Nurse

Topic #2480

Revenue Codes

Providers are required to use the appropriate revenue codes on the UB-04 Claim Form for personal care services. The revenue codes listed in the following table are examples of codes that might be used.

Revenue Code	Service Description
0550	Skilled Nursing
0551	Skilled Nursing Visit
0559	Skilled Nursing Hourly Charge

0570

Personal Care

For the most current and complete list of revenue codes, contact the AHA (American Hospital Association) NUBC (National Uniform Billing Committee) by calling 312-422-3390 or by mail at:

American Hospital Association
National Uniform Billing Committee
29th Fl
1 N Franklin
Chicago IL 60606

Providers may also refer to the [NUBC website](#).

Topic #2479

Units of Service

Personal Care and Travel Time

For personal care and travel time, one unit of service is equal to 15 minutes. When calculating the number of units that should be billed, total the number of personal care hours or travel time hours for that DOS (date of service) and round up or down according to the following table.

Accumulated time	Unit(s) billed
1-22 minutes	1.0
23-37 minutes	2.0
38-52 minutes	3.0
53-67 minutes	4.0
68-82 minutes	5.0
83-97 minutes	6.0
98-112 minutes	7.0
113-127 minutes	8.0
Etc.	9.0+

Registered Nurse Supervisory Visits

RN (registered nurse) supervisory visits for personal care must be billed as a quantity of one unit, regardless of the duration of the visit.

Topic #643

Unlisted Procedure Codes

According to the HCPCS (Healthcare Common Procedure Coding System) codebook, if a service is provided that is not accurately described by other HCPCS CPT (Current Procedural Terminology) procedure codes, the service should be reported using an unlisted procedure code.

Before considering using an unlisted, or NOC (not otherwise classified), procedure code, a provider should determine if there is another more specific code that could be indicated to describe the procedure or service being performed/provided. If there is no more specific code available, the provider is required to submit the appropriate documentation, which could include a PA (prior authorization) request, to justify use of the unlisted procedure code and to describe the procedure or service rendered. Submitting the proper documentation, which could include a PA request, may result in more timely claims processing.

Unlisted procedure codes should not be used to request adjusted reimbursement for a procedure for which there is a more specific code available.

Unlisted Codes That Do Not Require Prior Authorization or Additional Supporting Documentation

For a limited group of unlisted procedure codes, ForwardHealth has established specific policies for their use and associated reimbursement. These codes do not require PA or additional documentation to be submitted with the claim. Providers should refer to their service-specific area of the Online Handbook on the ForwardHealth Portal for details about these unlisted codes.

For most unlisted codes, ForwardHealth requires additional documentation.

Unlisted Codes That Require Prior Authorization

Certain unlisted procedure codes require PA. Providers should follow their service-specific PA instructions and documentation requirements for requesting PA. For a list of procedure codes for which ForwardHealth requires PA, refer to the service-specific [interactive maximum allowable fee schedule](#).

In addition to a properly completed PA request, documentation submitted on the service-specific PA attachment or as additional supporting documentation with the PA request should provide the following information:

- ▮ Specifically identify or describe the name of the procedure/service being performed or billed under the unlisted code.
- ▮ List/justify why other codes are not appropriate.
- ▮ Include only relevant documentation.
- ▮ Include all required clinical/supporting documentation.

For most situations, once the provider has an approved PA request for the unlisted procedure code, there is no need to submit additional documentation along with the claim.

Unlisted Codes That Do Not Require Prior Authorization

If an unlisted procedure code does not require PA, documentation submitted with the claim to justify use of the unlisted code and to describe the procedure/service rendered must be sufficient to allow ForwardHealth to determine the nature and scope of the procedure and to determine whether or not the procedure is covered and was medically necessary, as defined in Wisconsin Administrative Code.

The documentation submitted should provide the following information related to the unlisted code:

- ▮ Specifically identify or describe the name of the procedure/service being performed or billed under the unlisted code.
- ▮ List/justify why other codes are not appropriate.
- ▮ Include only relevant documentation.

How to Submit Claims and Related Documentation

Claims including an unlisted procedure code and supporting documentation may be submitted to ForwardHealth in the following

ways:

- ┆ If submitting on paper using the 1500 Health Insurance Claim Form ((02/12)), the provider may do either of the following:
 - ┆ Include supporting information/description in Item Number 19 of the claim form.
 - ┆ Include supporting documentation on a separate paper attachment. This option should be used if Item Number 19 on the 1500 Health Insurance Claim Form does not allow enough space for the description or when billing multiple unlisted procedure codes. Providers should indicate "See Attachment" in Item Number 19 of the claim form and send the supporting documentation along with the claim form.
- ┆ If submitting electronically using DDE (Direct Data Entry) on the Portal, PES (Provider Electronic Solutions) software, or 837 (837 Health Care Claim) electronic transactions, the provider may do one of the following:
 - ┆ Include supporting documentation in the Notes field. The Notes field is limited to 80 characters.
 - ┆ Indicate that supporting documentation will be submitted separately on paper. This option should be used if the Notes field does not allow enough space for the description or when billing multiple unlisted procedure codes. Providers should indicate "See Attachment" in the Notes field of the electronic transaction and submit the supporting documentation on paper.
 - ┆ [Upload claim attachments](#) via the secure Provider area of the Portal.

Topic #830

Valid Codes Required on Claims

ForwardHealth requires that all codes indicated on claims and PA (prior authorization) requests, including diagnosis codes, revenue codes, HCPCS (Healthcare Common Procedure Coding System) codes, HIPPS (Health Insurance Prospective Payment System) codes, and CPT (Current Procedural Terminology) codes be valid codes. Claims received without valid diagnosis codes, revenue codes, and HCPCS, HIPPS, or CPT codes will be denied; PA requests received without valid codes will be returned to the provider. Providers should refer to current national coding and billing manuals for information on valid code sets.

Code Validity

In order for a code to be valid, it must reflect the highest number of required characters as indicated by its national coding and billing manual. If a stakeholder uses a code that is not valid, ForwardHealth will deny the claim or return the PA request, and it will need to be resubmitted with a valid code.

Code Specificity for Diagnosis

All codes allow a high level of detail for a condition. The level of detail for ICD (International Classification of Diseases) diagnosis codes is expressed as the level of specificity. In order for a code to be valid, it must reflect the highest level of specificity (that is, contain the highest number of characters) required by the code set. For some codes, this could be as few as three characters. If a stakeholder uses an ICD diagnosis code that is not valid (that is, not to the specific number of characters required), ForwardHealth will deny the claim or return the PA request, and it will need to be resubmitted with a valid ICD diagnosis code.

Covered Services and Requirements

Topic #2478

Accompanying the Member to Medical Appointments

Wisconsin Medicaid and BadgerCare Plus cover personal care services in which the PCW (personal care worker) accompanies the member to obtain a medical diagnosis and treatment at a facility where the member receives covered services. The purpose of covering a PCW to accompany the member to medical appointments is not to transport (drive) the member to medical appointments, but to assist the member with ADL (activities of daily living) and delegated nursing tasks (e.g., assistance with toileting, dressing/undressing, transferring, and if delegated, tasks such as medication administration).

The physician's orders for personal care services should clearly support the medical necessity for accompanying the member to appointments for medical diagnosis and treatment. If the member needs assistance from a PCW with prior authorized ADL and/or delegated nursing tasks to be provided in the home, then those personal care services also might be covered outside the home when the member is obtaining medical diagnosis and treatment.

Also, personal care covered services do not include providing surrogates for the guardian or legal representative. If the member is unable to speak for themselves or to understand information conveyed during the medical appointment, the member's guardian or legal representative should communicate directly with the medical professional diagnosing or treating the member. Regardless of the relationship between the PCW and the member, personal care services do not include the PCW accompanying the member to communicate with the physician. As appropriate, the PCW's nurse supervisor should speak directly with the member's physician to determine if the physician's orders have been changed and the POC (plan of care) needs to be modified.

Topic #2477

Assistance with Activities of Daily Living

Assistance with ADLs (activities of daily living) include the following tasks:

- | Assistance with getting in and out of bed
- | Toileting, including use and care of bedpan, urinal, commode, or toilet
- | Assistance with bathing
- | Assistance with feeding
- | Teeth, mouth, denture, and hair care
- | Assistance with dressing and undressing
- | Care of eyeglasses and hearing aids
- | Assistance with mobility and ambulation, including use of walker, cane, or crutches
- | Simple transfers, including bed-to-chair or wheelchair and reverse
- | Skin care, excluding wound care

Supervision, cueing, or prompting of a member, when that is the only service provided, is not separately reimbursable.

Topic #2475

Assistance with Medically Oriented Tasks

Medically oriented tasks generally are those tasks supportive of nursing care that require special medical knowledge or skill. These tasks are covered personal care services and must meet the following conditions according to Wis. Admin. Code § [DHS 107.112\(2\)\(b\)](#):

- ┆ The tasks are safely delegated to the PCW (personal care worker) by an RN (registered nurse).
- ┆ The PCW is trained and supervised by the provider to provide the tasks.
- ┆ The member, parent, or responsible person is permitted to participate in the training and supervision of the PCW.

Topic #2476

Assistance with Services Incidental to Activities of Daily Living

No more than one-third of the total weekly time spent by a PCW (personal care worker) may be in performing services incidental to ADL (activities of daily living) for the member according to Wis. Admin. Code § [DHS 107.112\(3\)\(e\)](#). [More information regarding limits to services incidental to ADL is available.](#) To be reimbursed by Wisconsin Medicaid, the services must be incidental to medically oriented covered tasks or ADL. The following are covered personal care services:

- ┆ Changing the member's bed and laundering the bed linens and the member's personal clothing.
- ┆ Light cleaning in essential areas of the home used during personal care service activities including cleaning medical equipment.
- ┆ Meal preparation, food purchasing, meal serving, and cleaning member's dishes. Wisconsin Medicaid reimburses for the time it takes a PCW to go to and from the member's home for groceries and supplies. The time spent for this is considered a personal care service, not travel time, for PA (prior authorization) and billing purposes.

These services may not be provided for the benefit of any other member of the household, even if some of the time authorized for services incidental to ADLs and to MOTs (medically oriented tasks) remains.

Topic #2474

Care in Group Settings

Members may reside in alternate group living settings, such as CBRFs (community-based residential facilities), RCACs (residential care apartment complexes), and AFHs (adult family homes). Any personal care service provided in a CBRF with more than 20 beds is not covered under the personal care benefit.

Alternate living facilities often provide some personal care as part of their contract with the member's county. This care often includes housekeeping, meal preparation, grocery shopping, and laundry.

Medically necessary personal care over and above that provided by the alternate living facility may be covered. Personal care providers are responsible for coordinating services to avoid duplication of those services the facility is required to provide under its licensure and contract with the county. Duplicative care will be monitored through audits.

Care provided in group settings is required to meet all requirements, including RN (registered nurse) supervision.

Topic #2473

Care to Multiple Members at a Single Location

When personal care services are provided to more than one member at a single location, providers are required to consolidate care for tasks such as cleaning, laundry, travel time, and meal preparation.

Topic #44

Definition of Covered Services

A covered service is a service, item, or supply for which reimbursement is available when **all** program requirements are met. Wis. Admin. Code § [DHS 101.03\(35\)](#) and ch. [DHS 107](#) contain more information about covered services.

Topic #2472

Personal Care Services

As specified in Wis. Admin. Code § [DHS 107.112](#), covered personal care services are medically-oriented activities related to assisting a member with ADL (activities of daily living) necessary to maintain the member in their place of residence in the community.

Personal care services are covered when provided by a Medicaid-enrolled personal care provider to a member enrolled in BadgerCare Plus or Medicaid according to policies and procedures.

Covered services are required to have written orders of a physician and a written POC (plan of care). All covered personal care services provided must be supervised by a RN (registered nurse) supervisor. The services must be medically necessary and be provided by individuals who are trained in a manner that is in compliance with licensing and certification requirements.

Providers are reminded that all nursing acts delegated to a PCW (personal care worker) by a RN must be documented in the physician orders. If the PCW is to provide MOTs (medically oriented tasks), then orders for nursing acts delegated to the PCW need to clearly spell out the delegated nursing acts to be provided.

Written orders examples:

Example 1

PCW: Up to 4 hrs/day, 7 days/week for assistance with bathing, dressing and undressing, grooming, toileting, incontinence cares PRN (pro re nata), applying orthotics daily, suprapubic catheter cares BID (bis in die), assist with changing suprapubic catheter every two weeks and PRN, and services incidental to ADL and MOTs (including laundry, grocery shopping, and meal preparation).

Example 2

PCW: 2 hrs/day, 6 days/week for assistance with bathing, grooming, dressing, and glucometer checks daily (call RN supervisor if blood glucose <70 or >200).

Topic #2471

Delegation of Medically Oriented Tasks

Medically oriented tasks are covered personal care services when delegated by an RN (registered nurse) under Wis. Admin. Code § [DHS 107.112\(2\)\(b\)](#) and ch. [N 6](#).

Criteria for Delegation of Medically Oriented Tasks

According to Wis. Admin. Code § DHS 107.112(2)(b), a PCW (personal care worker) of a Medicaid-enrolled personal care agency may perform a medically oriented task under the delegation of an RN according to Wis. Admin. Code ch. N 6 and the guidelines of the Board of Nursing. When delegating medically oriented tasks, the following conditions should be met:

1. The agency has policies and procedures designed to provide for safe and accurate performance of the delegated tasks. These policies shall be followed by personnel assigned to perform these tasks.
2. The RN provides written delegation of the nursing act.
3. Documentation supports the educational preparation of the caregiver who performs delegated tasks.
4. For medication administration, documentation should also include the name of the medication, the dose, the route of administration, the time of administration, and identification of the person administering the medication.
5. Teaching and supervisory oversight is provided by the RN.
6. Members are informed, prior to the delivery of service, that unlicensed personnel will administer their medications and other treatments/procedures.
7. The supervision and direction of the delegated nursing act meets the requirements of Wis. Admin. Code ch. N 6.
8. The member, parent, or responsible person is permitted to participate in the training and supervision of the PCW.

To assure that services are competently and safely provided, and the needs of the member are being met, an RN must provide the following supervision and direction of the delegated nursing acts:

- ┆ Delegate tasks commensurate with educational preparation and demonstrated abilities of the person supervised
- ┆ Provide direction and assistance to those supervised
- ┆ Observe and monitor the activities of those supervised
- ┆ Evaluate the effectiveness of acts performed under supervision

The supervising RN must document that the above requirements are met when medically oriented tasks are delegated to PCWs. Documentation must include that the PCW has been appropriately trained to provide the medically oriented task safely for the specific member and competency has been evaluated.

Responsibility for Delegation

Though agencies may suggest which nursing acts should be delegated, it is the supervising RN who makes the decision on whether and under what circumstances the delegation occurs. When an RN delegates another person to perform a task, the RN assumes responsibility and liability under their license for the proper performance of that task. The RN should only delegate tasks that can be performed appropriately or safely by the PCW.

The PCW is not required to accept a delegated act. However, the PCW should immediately inform the RN supervisor if he or she refuses to accept the delegation.

Questions Regarding Delegation

The Wisconsin DSPS (Department of Safety and Professional Services) standards in Wis. Admin. Code ch. N 6 define a nurse's responsibility when delegating nursing acts. Further questions regarding the interpretation of this code and the delegation of nursing acts, should be directed to:

Department of Safety and Professional Services
Board of Nursing
PO Box 8935
Madison WI 53708-8935
608-266-0145

Topic #2154

Disposable Medical Supplies Included in the Home Care Reimbursement Rate

DMS (disposable medical supplies) are medically necessary items that have a limited life expectancy and are consumable, expendable, disposable, or nondurable.

The cost of routine DMS used by home health providers, personal care providers, and NIP (nurses in independent practice) while caring for the member, including routine DMS mandated by OSHA (Occupational Safety and Health Administration), is covered in the reimbursement rate for the service provided. Home health providers, personal care providers, and NIP are expected to provide these supplies only during the billable hours in which they provide covered services. Providers are not expected to provide members with supplies for use when they are not directly providing covered services.

Note: None of the DMS covered in the reimbursement rate are separately reimbursable.

When DMS is included in the reimbursement rate, providers may **not** do any of the following:

- ┆ Charge the member for the cost of DMS.
- ┆ Use supplies obtained by the member and paid for by Wisconsin Medicaid.
- ┆ Submit claims to ForwardHealth for the cost of the supplies.

DMS included in the home care reimbursement rate include, but are not limited to, those listed in the following table.

Procedure Code	Modifier	Description
A4244	—	Alcohol or peroxide, per pint
A4402	—	Lubricant per ounce
A4455	—	Adhesive remover or solvent (for tape, cement or other adhesive), per ounce
A4456	—	Adhesive remover, wipes, any type, each
A4927	—	Gloves, non-sterile, per 100

Topic #2498

Duties of Registered Nurse Supervisor

The RN (registered nurse) supervisor performs several roles. As the title suggests, the RN supervisor performs duties related to supervising the member's PCW (personal care worker). The RN supervisor's duties also include activities related to the medically necessary personal care services provided to the member.

Duties for Personnel and Service Delivery

The supervisory role applies to the PCW and to the delivery of personal care services. Supervision, according to Wis. Admin. Code § [DHS 101.03\(173\)](#), is defined as intermittent face-to-face contact between the supervisor and assistant and a regular review of the assistant's work by the supervisor.

According to Wis. Admin. Code § [DHS 107.112](#), RN supervisory duties include the following:

- | Assign PCW to specific members giving full consideration to the member's preference for choice of PCW
- | Assign specific tasks to the PCW giving full consideration to the member's preference for service arrangements
- | Assure the PCW is trained for the specific tasks the PCW is assigned to provide to the member
- | Set standards for the assigned personal care activities
- | Review the PCW's daily written record
- | Supervise the PCW according to a written POC (plan of care) and, at least every 60 days, provide a supervisory review of the PCW providing personal care service(s) in the member's home
- | Comply with additional requirements for prior authorized services that are specifically listed in Wis. Admin. Code § [DHS 107.11\(2\)\(b\)](#).

Duties for Physician Orders and Plans of Care

Personal care services are covered only if they are ordered by the member's physician, included in the POC, and meet all other program requirements. Home health agencies providing personal care services are required also to meet the POC requirements under Wis. Admin. Code § [DHS 133.20](#).

According to Wis. Admin. Code § [DHS 107.02\(2m\)\(b\)](#), the physician orders must be in writing and signed and dated. Wis. Admin. Code § [DHS 105.17\(2\)\(b\)](#) requires the RN supervisor to obtain the orders for personal care and to renew the orders once every three months unless the physician specifies orders covering a period of time up to a year or when the member's needs change, whichever occurs first.

As part of the POC review, the RN supervisor is required to visit the member's home. Also, according to Wis. Admin. Code § [DHS 107.112](#), the following are RN supervisor duties applicable to the member and the POC for the member:

- | Assess the member's environment (social and physical), functional level, and pertinent cultural factors
- | Review and interpret the physician's orders
- | Develop a written POC for the purposes of providing necessary and appropriate services
- | At least every 60 days, review the POC, evaluate the member's condition, and discuss with the physician any necessary changes in the POC

Topic #85

Emergencies

Certain program requirements and reimbursement procedures are modified in emergency situations. Emergency services are defined in Wis. Admin. Code § [DHS 101.03\(52\)](#), as "those services that are necessary to prevent the death or serious impairment of the health of the individual." Emergency services are not reimbursed unless they are covered services.

Additional definitions and procedures for emergencies exist in other situations, such as dental and mental health.

Program requirements and reimbursement procedures may be modified in the following ways:

- | PA (prior authorization) or other program requirements may be waived in emergency situations.
- | [Non-U.S. citizens](#) may be eligible for covered services in emergency situations.

Topic #2468

Informal Support Systems

BadgerCare Plus and Medicaid supplement the personal care services provided by informal support systems, including other

members of a member's household. Wisconsin Medicaid will not reimburse services furnished by the provider when family and other household members provide the medically necessary services without reimbursement. However, this informal participation is not a condition of coverage.

In assessing the member's needs for supplemental personal care, the provider is required to:

- 1 Ask members of the household about the extent to which they are willing and able to provide medically necessary covered services for the member and document the answers in the member's medical record.
- 1 List the care family members can provide.
- 1 Document if no member of the household can provide care. A COP (Community Options Program) assessment or narrative reflecting possible informal support systems meets this requirement.
- 1 Indicate all care, formal and informal, when applying for PA (prior authorization).

Topic #22917

Interpretive Services

ForwardHealth reimburses interpretive services provided to BadgerCare Plus and Medicaid members who are deaf or hard of hearing or who have LEP (limited English proficiency). A member with LEP is someone who does not speak English as their primary language and who has a limited ability to read, speak, write, or understand English.

Interpretive services are defined as the provision of spoken or signed language communication by an interpreter to convey a message from the language of the original speaker into the language of the listener in real time (synchronous) with the member present. This task requires the language interpreter to reflect both the tone and the meaning of the message.

Only services provided by interpreters of the spoken word or sign language will be covered with the HCPCS (Healthcare Common Procedure Coding System) procedure code T1013 (Sign language or oral interpretive services, per 15 minutes). Translation services for written language are not reimbursable with T1013, including services provided by professionals trained to interpret written text.

Covered Interpretive Services

ForwardHealth covers interpretive services for deaf or hard of hearing members or members with LEP when the interpretive service and the medical service are provided to the member on the same DOS (date of service) and during the same time as the medical service. A Medicaid-enrolled provider must submit for interpretive services on the same claim as the medical service, and the DOS they are provided to the member must match. Interpretive services cannot be billed by HMOs and MCOs (managed care organizations). Providers should follow CPT (Current Procedural Terminology) and HCPCS coding guidance to appropriately document and report procedure codes related to interpretive and medical services on the applicable claim form. Time billed for interpretive services should reflect time spent providing interpretation to the member. At least three people must be present for the services to be covered: the provider, the member, and the interpreter.

Interpreters may provide services either in-person or via telehealth. [Services provided via telehealth](#) must be functionally equivalent to an in-person visit, meaning that the transmission of information must be of sufficient quality as to be the same level of service as an in-person visit. Transmission of voices, images, data, or video must be clear and understandable. Both the distant and originating sites must have the requisite equipment and staffing necessary to provide the telehealth service.

Billing time for [documentation of interpretive services](#) will be considered part of the service performed. BadgerCare Plus and Wisconsin Medicaid have adopted the federal "Documentation Guidelines for Evaluation and Management Services" (CMS (Centers for Medicare & Medicaid Services) 2021 and 2023) in combination with BadgerCare Plus and Medicaid policy for [E&M \(evaluation and management\) Services](#).

Most Medicaid-enrolled providers, including border-status or out-of-state providers, are able to submit claims for interpretive

services.

Standard ForwardHealth policy applies to the reimbursement for interpretive services for out-of-state providers, including PA (prior authorization) requirements.

Interpretive Services Provided Via Telehealth for Out-of-State Providers

ForwardHealth requirements for services provided via telehealth by out-of-state providers are the same as the ForwardHealth policy for services provided in-person by out-of-state providers. Requirements for [out-of-state providers](#) for interpretive services are the same whether the service is provided via telehealth or in-person. Out-of-state providers who are not enrolled as either border-status or telehealth-only border-status providers are required to obtain PA before providing services via telehealth to BadgerCare Plus or Medicaid members. The PA would indicate that interpretive services are needed.

Documentation

While not required for submitting a claim for interpretive services, providers must include the following information in the member's file:

- | The interpreter's name and/or company
- | The date and time of interpretation
- | The duration of the interpretive service (time in and time out or total duration)
- | The amount submitted by the medical provider for interpretive services reimbursement
- | The type of interpretive service provided (foreign language or sign language)
- | The type of covered service(s) the provider is billing for

Third-Party Vendors and In-House Interpreters

Providers may be reimbursed for the use of third-party vendors or in-house interpreters supplying interpretive services.

Providers are reminded that HIPAA (Health Insurance Portability and Accountability Act of 1996) confidentiality requirements apply to interpretive services. When a covered entity or provider utilizes interpretive services that involve PHI (protected health information), the entity or provider will need to conduct an accurate and thorough assessment of the potential risks and vulnerabilities to PHI confidentiality, integrity, and availability. Each entity or provider must assess what are reasonable and appropriate measures for their situation.

Limitations

There are no limitations for how often members may utilize interpretive services when the interpretive service is tied to another billable medical service for the member for the same DOS.

Claims Submission

To receive reimbursement, providers may bill for interpretive services on one of the following claim forms:

- | 1500 Health Insurance Claim Form ((02/12)) (for dental, professional, and professional crossover claims)
- | Institutional UB-04 (CMS 1450) claim form (for outpatient crossover claims and home health/personal care claims)

Noncovered Services

The following will not be eligible for reimbursement with procedure code T1013:

- | Interpretive services provided in conjunction with a noncovered, non-reimbursable, or excluded service

- ┆ Interpretive services provided by the member's family member, such as a parent, spouse, sibling, or child
- ┆ The interpreter's waiting time and transportation costs, including travel time and mileage reimbursement, for interpreters to get to or from appointments
- ┆ The technology and equipment needed to conduct interpretive services
- ┆ Interpretive services provided directly by the HMOs and MCOs are not billable to ForwardHealth for reimbursement via procedure code T1013

Cancellations or No Shows

Providers cannot submit a claim for interpretive services if an appointment is cancelled, the member or the interpreter is a no-show (is not present), or the interpreter is unable to perform the interpretation needed to complete the appointment successfully.

Procedure Code and Modifiers

Providers must submit claims for interpretive services and the medical service provided to the member on separate details on the same claim.

Procedure code T1013 is a time-based code, with 15-minute increments. Rounding up to the 15-minute mark is allowable if at least eight minutes of interpretation were provided.

Providers should use the following rounding guidelines for procedure code T1013.

Time (Minutes)	Number of Interpretation Units Billed
8–22 minutes	1.0 unit
23–37 minutes	2.0 units
38–52 minutes	3.0 units
53–67 minutes	4.0 units
68–82 minutes	5.0 units
83–97 minutes	6.0 units

Claims for interpretive services must include HCPCS procedure code T1013 and the appropriate modifier(s):

- ┆ U1 (Spoken language)
- ┆ U3 (Sign Language)
- ┆ GT (Via interactive audio and video telecommunication systems)
- ┆ 93 (Synchronous telemedicine service rendered via telephone or other real-time interactive audio-only telecommunications system)

Providers should refer to the [interactive maximum allowable fee schedules](#) for the reimbursement rate, covered provider types and specialties, modifiers, and the allowable POS (place of service) codes for procedure code T1013.

Delivery Method of Interpretive Services	Definition for Sign Language and Foreign Language Interpreters	Modifiers
In person (foreign language and sign language)	When the interpreter is physically present with the member and provider	U1 or U3
		U1 or U3

Telehealth* (foreign language and sign language)	When the member is located at an originating site and the interpreter is available remotely (via audio-visual or audio only) at a distant site	and GT or 93
	Phone (foreign language only)	When the interpreter is not physically present with the member and the provider and interprets via audio-only through the phone U1 and 93
	Interactive video (foreign language and sign language)	When the interpreter is not physically present with the member and the provider and interprets on interactive video U1 or U3 and GT

*Any telehealth service must be provided using HIPAA-compliant software or delivered via an app or service that includes all the necessary privacy and security safeguards to meet the requirements of HIPAA.

Dental Providers

Dental providers submitting claims for interpretive services are not required to include a modifier with procedure code T1013. Dental providers should retain documentation of the interpretive service in the member's records.

Allowable Places of Service

Claims for interpretive services must include a valid POS (place of service) code where the interpretive services are being provided.

Federally Qualified Health Centers

Non-tribal FQHCs (federally qualified health centers), also known as CHCs (community health centers), (POS code 50), will not receive direct reimbursement for interpretive services as these are indirect services assumed to be already included in the FQHC's bundled PPS (prospective payment system) rate. However, CHCs can still bill the T1013 code as an indirect procedure code when providing interpretive services. This billing process is similar to that of other indirect services provided by non-tribal FQHCs. This will enable DHS (Wisconsin Department of Health Services) to better track how FQHCs provide these services and process any future change in scope adjustment to increase their PPS rate that includes providing interpretive services.

Rural Health Clinics

RHCs (rural health clinics) (POS code 72) receives direct reimbursement for interpretive services. Procedure code T1013 should be billed when providing interpretive services.

Interpreter Qualifications

The two types of allowable interpreters include:

- 1 Sign language interpreters—Professionals who facilitate the communication between a hearing individual and a person who is deaf or hard of hearing and uses sign language to communicate
- 1 Foreign language interpreters—Professionals who are fluent in both English and another language and listen to a communication in one language and convert it to another language while retaining the same meaning.

Qualifications for Sign Language Interpreters

For Medicaid-enrolled providers to receive reimbursement, sign language interpreters must be licensed in Wisconsin under Wis. Stat. § [440.032](#) and must follow the specific requirements regarding education, training, and locations where they are able to interpret. The billing provider is responsible for determining the sign language interpreter's licensure and must retain all documentation supporting it.

Qualifications for Foreign Language Interpreters

There is not a licensing process in Wisconsin for foreign language interpreters. However, Wisconsin Medicaid strongly recommends that providers work through professional agencies that can verify the qualifications and skills of their foreign language interpreters.

A competent foreign language interpreter should:

- ▮ Be at least 18 years of age.
- ▮ Be able to interpret effectively, accurately, and impartially, both receptively and expressively, using necessary specialized vocabulary.
- ▮ Demonstrate proficiency in English and another language and have knowledge of the relevant specialized terms and concepts in both languages.
- ▮ Be guided by the standards developed by the National Council on Interpreting Health Care.
- ▮ Demonstrate cultural responsiveness regarding the LEP language group being served including values, beliefs, practices, languages, and terminology.

Topic #84

Medical Necessity

Wisconsin Medicaid reimburses only for services that are medically necessary as defined under Wis. Admin. Code § [DHS 101.03\(96m\)](#). Wisconsin Medicaid may deny or recoup payment if a service fails to meet Medicaid medical necessity requirements.

Topic #86

Member Payment for Covered Services

Under state and federal laws, a Medicaid-enrolled provider may not collect payment from a member, or authorized person acting on behalf of the member, for covered services even if the services are covered but do not meet program requirements. Denial of a claim by ForwardHealth does not necessarily render a member liable. However, a covered service for which PA (prior authorization) was denied is treated as a noncovered service. (If a member chooses to receive an originally requested service instead of the service approved on a modified PA request, it is also treated as a noncovered service.) If a member requests a covered service for which PA was denied (or modified), the provider may collect payment from the member if [certain conditions](#) are met.

If a provider collects payment from a member, or an authorized person acting on behalf of the member, for a covered service, the provider may be subject to [program sanctions](#) including termination of Medicaid enrollment.

Topic #2467

Personal Care Services

According to Wis. Admin. Code § [DHS 107.112\(1\)\(b\)](#), Wisconsin Medicaid will reimburse a personal care provider for the following medically necessary services:

- | Assistance with ADL (activities of daily living)
- | Assistance with housekeeping activities
- | Accompanying the member to medical appointments
- | Assistance with medically oriented tasks
- | Travel time

Personal care services must be performed under the supervision of an RN (registered nurse) by a PCW (personal care worker) who meets Wisconsin Medicaid qualifications and who is employed by or under contract with a Medicaid-enrolled provider. Licensed home health agencies should also refer to the [Home Health service area](#) for further information.

Topic #2466

Place of Service

Although the member does not need to be confined to the home to receive personal care services, the services must be provided in the home (which is the place where the member lives and sleeps). Authorization for services in a member's temporary residence is handled on a case-by-case basis through PA (prior authorization). The only exceptions to services provided in the home allow the PCW (personal care worker) reasonable time to:

- | Accompany the member to medical appointments for diagnosis and treatment.
- | Leave the home to purchase groceries and medical supplies or prescriptions for a member who is unable to perform these activities. The member does not accompany the PCW on these trips.

Topic #66

Program Requirements

For a covered service to meet program requirements, the service must be provided by a qualified Medicaid-enrolled provider to an enrolled member. In addition, the service must meet all applicable program requirements, including—but not limited to—medical necessity, PA (prior authorization), claims submission, prescription, and documentation requirements.

Topic #824

Services That Do Not Meet Program Requirements

As stated in Wis. Admin. Code § [DHS 107.02\(2\)](#), BadgerCare Plus and Wisconsin Medicaid may deny or recoup payment for covered services that fail to meet program requirements.

Examples of covered services that do not meet program requirements include the following:

- | Services for which records or other documentation were not prepared or maintained
- | Services for which the provider fails to meet any or all of the requirements of Wis. Admin. Code § [DHS 106.03](#), including, but not limited to, the requirements regarding timely submission of claims
- | Services that fail to comply with requirements or state and federal statutes, rules, and regulations

- ┆ Services that the Wisconsin DHS (Department of Health Services), the PRO (Peer Review Organization) review process, or BadgerCare Plus determines to be inappropriate, in excess of accepted standards of reasonableness or less costly alternative services, or of excessive frequency or duration
- ┆ Services provided by a provider who fails or refuses to meet and maintain any of the enrollment requirements under Wis. Admin. Code [ch. DHS 105](#)
- ┆ Services provided by a provider who fails or refuses to provide access to records
- ┆ Services provided inconsistent with an intermediate sanction or sanctions imposed by DHS

Topic #4819

Transportation to Medical Appointments When Accompanied by a Personal Care Worker

Coverage for most personal care services is limited to services provided in the member's home. Accompanying a member to obtain medical diagnosis and treatment allows for coverage of medically necessary personal care services outside the home when the member is seeking BadgerCare Plus-covered diagnosis and treatment services. If a member needs transportation services, providers can refer to the ForwardHealth Portal for more information about covered transportation services.

If an attendant is needed to accompany a member for medical diagnosis and treatment that is other than routine (such as during transportation to receive a service that is available only in another county or state) per Wis. Admin. Code § [DHS 107.23\(1\)\(d\)4.](#), the provider should seek authorization for coverage of the attendant under BadgerCare Plus transportation services, not under BadgerCare Plus personal care services.

Topic #2461

Two Caregivers Providing Care for a Member at the Same Time

When it is medically necessary, Wisconsin Medicaid may reimburse a PCW (personal care worker) to assist an RN (registered nurse), LPN (licensed practical nurse), home health aide, or another PCW to provide care simultaneously to a member when a primary caregiver is not available. If two providers are caring for a member simultaneously, one provider must be a PCW.

The situations in which a PCW may assist are:

- ┆ Periodic changing of the entire tracheotomy tube.
- ┆ Periodic transfer or repositioning of a member when a two-person transfer is required because all other transfer devices have failed.

The RN supervisor is required to document on the POC (plan of care) the reason that two caregivers are required.

Prior Authorization

3

Archive Date:09/03/2024

Prior Authorization:Forms and Attachments

Topic #960

An Overview

Depending on the service being requested, most PA (prior authorization) requests must be comprised of the following:

- ▮ The [PA/RF \(Prior Authorization Request Form, F-11018 \(05/2013\)\)](#), [PA/DRF \(Prior Authorization/Dental Request Form, F-11035 \(06/2024\)\)](#), or [PA/HIAS1 \(Prior Authorization Request for Hearing Instrument and Audiological Services, F-11020 \(05/2013\)\)](#)
- ▮ A service-specific [PA attachment\(s\)](#)
- ▮ Additional supporting clinical documentation (Typical PA requirements regarding attachments may not apply for some [HealthCheck "Other Services" PA requests.](#))

Topic #446

Attachments

In addition to the [PA/RF \(Prior Authorization Request Form, F-11018 \(05/2013\)\)](#), [PA/HIAS1 \(Prior Authorization for Hearing Instrument and Audiological Services 1, F-11020 \(05/2013\)\)](#), or [PA/DRF \(Prior Authorization/Dental Request Form, F-11035 \(06/2024\)\)](#), a service-specific PA (prior authorization) attachment must be submitted with each PA request. The PA attachment allows a provider to document the clinical information used to determine whether or not the standards of medical necessity are met for the requested service(s). Providers should include adequate information for ForwardHealth to make a reasonable judgment about the case.

ForwardHealth will scan each form with a barcode as it is received, which will allow greater efficiencies for processing PA requests.

Topic #3183

Documentation Required for Requesting Prior Authorization

To obtain PA (prior authorization) for personal care services, providers are required to submit documents to ForwardHealth that accurately and completely demonstrate the need for the requested personal care services. If the documentation contains errors or is incomplete, adjudication of the PA will be delayed while the request is returned to the provider to supply the required information.

Completion of the Personal Care Screening Tool

The provider is required to complete the [PCST \(Personal Care Screening Tool, F-11133 \(08/2017\)\)](#) for a member each time PA is requested for that member. Also, the PCST is required to be completed as often as necessary when preparing a PA amendment for an adjudicated PA. PA may be granted for varying periods of time, depending on the circumstances, but is never granted for longer than a 12-month period.

The PCST may not be completed more than 90 days before the requested PA start date. ForwardHealth will authorize the requested start date only when the requested start date is on or after the PCST completion date and all other requirements are met.

Minimum Documentation That Providers Are Required to Submit

To request PA for personal care services, providers are required to submit the following documents to ForwardHealth:

- | [PA/RP \(Prior Authorization Request Form, F-11018 \(05/2013\)\)](#)
- | [Personal Care Prior Authorization Provider Acknowledgement \(F-11134 \(07/2012\)\)](#)
- | One of the following:
 - | A copy of the PCST Summary Sheet (when using the web-based PCST)
 - | A copy of the completed PCST (when using the paper PCST)

Documentation Providers Are Required to Maintain on File

Providers are required to maintain all of the following on file to support their reimbursement for personal care services:

- | Copies or the originals, as appropriate, of all documents submitted with the PA request to ForwardHealth. (Providers are required to maintain the Full PCST on file, not just the PCST Summary Sheet.)
- | The POC (plan of care).
- | Signed and dated physician orders reflecting the number of hours per day and days per week that personal care services are to be provided. Physician orders are required to be expressed as hours per day, days per week.
- | The nursing assessment. Standards of Practice for Registered Nurses and Licensed Practical Nurses, ch. [N 6.03\(1\)](#), defines the nursing assessment as the "systematic and continual collection and analysis of data about the health status of a patient culminating in the formulation of a nursing diagnosis." Nursing assessment forms are created by the provider. ForwardHealth does not prescribe a format for nursing assessments.
- | The record of all PCW (personal care worker) assignments for the member, and the record of the RN (registered nurse) supervisory visits.
- | The time and activity records of all visits by PCWs, including observations and assigned activities, completed and not completed.
- | Documentation of travel time if claimed for reimbursement.
- | The list of the member's medications, regardless of the involvement with medication administration assistance.
- | The list of the member's regularly scheduled activities outside the home.
- | The copy of written agreements between the personal care providers and the RN supervisor, if applicable.
- | The clinical rationale making the services medically necessary must be clearly documented.

Topic #447

Obtaining Forms and Attachments

Providers may obtain paper versions of all PA (prior authorization) forms and attachments. In addition, providers may download and complete most PA attachments from the [ForwardHealth Portal](#).

Paper Forms

Paper versions of all PA forms and PA attachments are available by writing to ForwardHealth. Include a return address, the name of the form, the form number (if applicable), and mail the request to the following address:

ForwardHealth
Form Reorder

313 Blettner Blvd
Madison WI 53784

Providers may also call [Provider Services](#) to order paper copies of forms.

Downloadable Forms

Most PA attachments can be downloaded and printed in their original format from the Portal. Many forms are available in fillable PDF (Portable Document Format) and fillable Microsoft Word formats.

Web PA Via the Portal

Certain providers may complete the [PA/RF \(Prior Authorization Request Form, F-11018 \(05/2013\)\)](#) and PA attachments through the Portal. Providers may then print the PA/RF (and in some cases the PA attachment), and send the PA/RF, service-specific PA attachments, and any supporting documentation on paper by mail or fax to ForwardHealth.

Topic #3182

Personal Care Addendum

The [Personal Care Addendum \(F-11136 \(10/2008\)\)](#) form is to be completed as directed for PA (prior authorization) requests and with PA amendment requests.

ForwardHealth requires the POC (plan of care) to be submitted with every Personal Care Addendum. When completing the Personal Care Addendum, rather than repeating information that has been included in the POC, providers may refer to specific locations (for example, page and item numbers) in the POC as long as the referenced item in the POC contains all of the required components. Stating "See POC" is too general. ForwardHealth requires providers to include all of the requested Personal Care Addendum components.

Topic #3181

Personal Care Prior Authorization Provider Acknowledgement

The [Personal Care Prior Authorization Provider Acknowledgement \(F-11134 \(07/2012\)\)](#) indicates that the **supervising RN (registered nurse)** will perform **each** of the following tasks **before** personal care services are provided for the claims submitted to ForwardHealth:

- | Obtain physician's signed and dated orders.
- | Conduct an assessment at the member's place of residence.
- | Develop the POC (plan of care).

Providers are required to submit the completed Personal Care Prior Authorization Acknowledgement with each request for PA (prior authorization).

Topic #3180

Personal Care Screening Tool

Providers are required to complete the [PCST \(Personal Care Screening Tool, F-11133 \(08/2017\)\)](#) before requesting PA (prior authorization).

The PCST assists providers in determining the number of units to request for PA of medically necessary personal care services. Providers may choose to complete either the web-based PCST or the paper PCST.

Topic #448

Prior Authorization Request Form

The [PA/RF \(Prior Authorization Request Form, F-11018 \(05/2013\)\)](#) is used by ForwardHealth and is mandatory for most providers when requesting PA (prior authorization). The PA/RF serves as the cover page of a PA request.

Providers are required to complete the basic provider, member, and service information on the PA/RF. Each PA request is assigned a unique ten-digit number. ForwardHealth remittance information will report to the provider the PA number used to process the claim for prior authorized services.

Topic #2459

Prior Authorization Request Form Completion Instructions for Personal Care Services

A [sample PA/RF \(Prior Authorization Request Form\)](#) for personal care services is available.

ForwardHealth requires certain information to enable the programs to authorize and pay for medical services provided to eligible members.

Members of ForwardHealth are required to give providers full, correct, and truthful information for the submission of correct and complete claims for reimbursement. This information should include, but is not limited to, information concerning enrollment status, accurate name, address, and member identification number (Wis. Admin. Code § [DHS 104.02\[4\]](#)).

Under Wis. Stat. § [49.45\(4\)](#), personally identifiable information about program applicants and members is confidential and is used for purposes directly related to ForwardHealth administration such as determining eligibility of the applicant, processing PA (prior authorization) requests, or processing provider claims for reimbursement. The use of the [PA/RF \(F-11018 \(05/2013\)\)](#) is mandatory to receive PA for certain items. Failure to supply the information requested by the form may result in denial of PA or payment for the service.

Providers should make duplicate copies of all paper documents mailed to ForwardHealth. Providers may submit PA requests, along with the [PCST \(Personal Care Screening Tool, F-11133 \(08/2017\)\)](#) by fax to ForwardHealth at 608-221-8616 or by mail to the following address:

ForwardHealth
Prior Authorization
Ste 88
313 Blettner Blvd
Madison WI 53784

The provision of services that are greater than or significantly different from those authorized may result in nonpayment of the billing claim(s).

SECTION I — PROVIDER INFORMATION

Element 1 — HealthCheck "Other Services" and Wisconsin Chronic Disease Program (WCDP)

Enter an "X" in the box next to HealthCheck "Other Services" if the services requested on the PA/RF are for HealthCheck "Other Services." Enter an "X" in the box next to WCDP (Wisconsin Chronic Disease Program) if the services requested on the PA/RF are for a WCDP member.

Element 2 — Process Type

Enter process type "121" for personal care services. The process type is a three-digit code used to identify a category of service requested. PA requests will be returned without adjudication if no process type is indicated.

Element 3 — Telephone Number — Billing Provider

Enter the telephone number, including the area code, of the office, clinic, facility, or place of business of the billing provider.

Element 4 — Name and Address — Billing Provider

Enter the name and complete address (street, city, state, and ZIP+4 code) of the billing provider. Providers are required to include both the ZIP code and four-digit extension for timely and accurate billing. The name listed in this element must correspond with the billing provider number listed in Element 5a.

Element 5a — Billing Provider Number

Enter the provider number of the billing provider. The provider number in this element must correspond with the provider name listed in Element 4.

Element 5b — Billing Provider Taxonomy

Enter the national 10-digit alphanumeric taxonomy code that corresponds to the provider number of the billing provider in Element 5a.

Element 6a — Name — Prescribing/Referring/Ordering Provider

Enter the prescribing/referring/ordering provider's name.

Element 6b — National Provider Identifier — Prescribing/Referring/Ordering Provider

Enter the prescribing/referring/ordering provider's 10-digit NPI (National Provider Identifier).

SECTION II — MEMBER INFORMATION

Element 7 — Member Identification Number

Enter the member ID. Do not enter any other numbers or letters. Use the ForwardHealth identification card or the EVS (Wisconsin's Enrollment Verification System) to obtain the correct number.

Element 8 — Date of Birth — Member

Enter the member's date of birth in MM/DD/CCYY format (for example, September 8, 1966, would be 09/08/1966).

Element 9 — Address — Member

Enter the complete address of the member's place of residence, including the street, city, state, and ZIP code. If the member is a resident of a nursing home or other facility, include the name of the nursing home or facility.

Element 10 — Name — Member

Enter the member's last name, followed by his or her first name and middle initial. Use the EVS to obtain the correct spelling of the member's name. If the name or spelling of the name on the ForwardHealth card and the EVS do not match, use the spelling from the EVS.

Element 11 — Gender — Member

Enter an "X" in the appropriate box to specify male or female.

SECTION III — DIAGNOSIS / TREATMENT INFORMATION**Element 12 — Diagnosis — Primary Code and Description**

Enter the appropriate ICD (International Classification of Diseases) diagnosis code and description with the highest level of specificity most relevant to the service/procedure requested. The ICD diagnosis code must correspond with the ICD description.

Element 13 — Start Date — SOI (not required)**Element 14 — First Date of Treatment — SOI (not required)****Element 15 — Diagnosis — Secondary Code and Description**

Enter the appropriate secondary ICD diagnosis code and description with the highest level of specificity most relevant to the service/procedure requested, if applicable. The ICD diagnosis code must correspond with the ICD description.

Element 16 — Requested PA Start Date

Enter the requested start DOS (date for service) in MM/DD/CCYY format, if a specific start date is requested.

Element 17 — Rendering Provider Number (not required)**Element 18 — Rendering Provider Taxonomy (not required)****Element 19 — Service Code**

Enter the appropriate HCPCS (Healthcare Common Procedure Coding System) procedure code for each service/procedure/item requested.

Note: If the provider needs additional spaces for Elements 18-23 for the PA request, the provider may complete additional PA/RF(s). The PA/RFs should be identified, for example, as "page 1 of 2" and "page 2 of 2."

Element 20 — Modifiers

Enter the modifier(s) corresponding to the procedure code listed if a modifier is required.

Element 21 — POS

Enter the appropriate POS (place of service) code designating where the requested service/procedure would be provided/performed/dispensed.

Element 22 — Description of Service

Enter a written description corresponding to the appropriate HCPCS procedure code for each service/procedure/item requested.

When requesting personal care services, indicate the number of units per week multiplied by the total number of weeks being requested. The total number of units requested on the PA/RF must be equivalent to the number of hours ordered by the physician (4 units = 1 hour). If requesting travel time, enter this as a separate item using procedure code T1019 and modifier U3.

If sharing a case with another provider, enter "shared case with (name of provider)" and include a statement that the total number of units of all providers will not exceed the combined and total number of units ordered on the plan of care.

Element 23 — QR

Enter the appropriate quantity in units for the procedure code listed. To calculate total quantity requested, multiply the number of hours per week by the number of units per hour (4 units = 1 hour). Multiply that number by the number of weeks requested (for example, hours/week x 4 units/hour x number of weeks). For example, 14 hours/week x 4 units/hour x 53 weeks = 2968 units.

Element 24 — Charge

Enter the provider's usual and customary charge for each service/procedure/item requested. If the quantity is greater than "1,"

multiply the quantity by the charge for each service/procedure/item requested. Enter that total amount in this element.

Note: The charges indicated on the request form should reflect the provider's usual and customary charge for the procedure requested. Providers are reimbursed for authorized services according to provider *Terms of Reimbursement* issued by the Wisconsin DHS (Department of Health Services).

Element 25 — Total Charges

Enter the anticipated total charges for this request. If the provider completed a multiple-page PA/RF, indicate the total charges for the entire PA request on Element 22 of the last page of the PA/RF. On the preceding pages, Element 22 should refer to the last page (for example, "SEE PAGE TWO").

Element 26 — Signature — Requesting Provider

The original signature of the provider requesting/performing/dispensing this service/procedure/item must appear in this element.

Element 27 — Date Signed

Enter the month, day, and year the PA/RF was signed (in MM/DD/CCYY format).

Sample PA/RF for Personal Care Services

DEPARTMENT OF HEALTH SERVICES
ForwardHealth
F-11018 (05/13)

STATE OF WISCONSIN
DHS 106.03(4), Wis. Admin. Code
DHS 152.06(3)(h), 153.06(3)(g), 154.06(3)(g), Wis. Admin. Code

FORWARDHEALTH PRIOR AUTHORIZATION REQUEST FORM (PA/RF)

Providers may submit prior authorization (PA) requests by fax to ForwardHealth at (608) 221-8616 or by mail to: ForwardHealth, Prior Authorization, Suite 88, 313 Blettner Boulevard, Madison, WI 53784. **Instructions:** Type or print clearly. Before completing this form, read the service-specific Prior Authorization Request Form (PA/RF) Completion Instructions.

SECTION I — PROVIDER INFORMATION										
1. Check only if applicable <input type="checkbox"/> HealthCheck "Other Services" <input type="checkbox"/> Wisconsin Chronic Disease Program (WCDP)			2. Process Type 121		3. Telephone Number — Billing Provider (555) 555-5555					
4. Name and Address — Billing Provider (Street, City, State, ZIP+4 Code) I.M. BILLING PROVIDER 609 WILLOW ST ANYTOWN WI 55555-1234					5a. Billing Provider Number 022222220					
					5b. Billing Provider Taxonomy Code 123456789X					
6a. Name — Prescribing / Referring / Ordering Provider I.M. ORDERING PROVIDER					6b. National Provider Identifier — Prescribing / Referring / Ordering Provider 0111111110					
SECTION II — MEMBER INFORMATION										
7. Member Identification Number 1234567890			8. Date of Birth — Member MM/DD/CCYY		9. Address — Member (Street, City, State, ZIP Code) 322 RIDGE ST ANYTOWN WI 55555					
10. Name — Member (Last, First, Middle Initial) MEMBER, IM A			11. Gender — Member <input type="checkbox"/> Male <input checked="" type="checkbox"/> Female							
SECTION III — DIAGNOSIS / TREATMENT INFORMATION										
12. Diagnosis — Primary Code and Description I10 — Essential (primary) hypertension					13. Start Date — SOI		14. First Date of Treatment — SOI			
15. Diagnosis — Secondary Code and Description E11.9 — Type 2 diabetes mellitus without complications					16. Requested PA Start Date MM/DD/CCYY					
17. Rendering Provider Number	18. Rendering Provider Taxonomy Code	19. Service Code	20. Modifiers				21. POS	22. Description of Service	23. QR	24. Charge
		T1019	1	2	3	4	12	Personal care services, 63 units, wk x 53 weeks	3,339	XXX.XX
		T1019					12	PRN personal care services, 96 units/yr	96	XXX.XX
		T1019	U3				12	Personal care travel time, 28 units/wk x 53 weeks	1,484	XXX.XX

<small>An approved authorization does not guarantee payment. Reimbursement is contingent upon enrollment of the member and provider at the time the service is provided and the completeness of the claim information. Payment will not be made for services initiated prior to approval or after the authorization expiration date. Reimbursement will be in accordance with ForwardHealth payment methodology and policy. If the member is enrolled in a BadgerCare Plus Managed Care Program at the time a prior authorized service is provided, ForwardHealth reimbursement will be allowed only if the service is not covered by the Managed Care Program.</small>										25. Total Charges	XXX.XX
26. SIGNATURE — Requesting Provider <i>I.M. Requesting Provider</i>										27. Date Signed MM/DD/CCYY	

Topic #449

Supporting Clinical Documentation

Certain PA (prior authorization) requests may require additional supporting clinical documentation to justify the medical necessity for a service(s). Supporting documentation may include, but is not limited to, X-rays, photographs, a physician's prescription, clinical reports, and other materials related to the member's condition.

All supporting documentation submitted with a PA request must be clearly labeled and identified with the member's name and member identification number. Securely packaged X-rays and dental models will be returned to providers.

Photographs submitted to ForwardHealth as additional supporting clinical documentation for PA requests will not be returned to providers and will be disposed of securely.

Review Process

Topic #450

Clerical Review

The first step of the PA (prior authorization) request review process is the clerical review. The provider, member, diagnosis, and treatment information indicated on the [PA/RF \(Prior Authorization Request Form, F-11018 \(05/2013\)\)](#), [PA/HIAS1 \(Prior Authorization for Hearing Instrument and Audiological Services 1, F-11020 \(05/2013\)\)](#), and [PA/DRF \(Prior Authorization/Dental Request Form, F-11035 \(06/2024\)\)](#) forms is reviewed during the clerical review of the PA request review process. The following are examples of information verified during the clerical review:

- | Billing and/or rendering provider number is correct and corresponds with the provider's name.
- | Provider's name is spelled correctly.
- | Provider is Medicaid-enrolled.
- | Procedure codes with appropriate modifiers, if required, are covered services.
- | Member's name is spelled correctly.
- | Member's identification number is correct and corresponds with the member's name.
- | Member enrollment is verified.
- | All required elements are complete.
- | Forms, attachments, and additional supporting clinical documentation are signed and dated.
- | A current physician's prescription for the service is attached, if required.

Clerical errors and omissions are responsible for the majority of PA requests that are returned to providers for correction or additional information. Since having to return a PA request for corrections or additional information can delay approval and delivery of services to a member, providers should ensure that all clerical information is correctly and completely entered on the PA/RF, PA/DRF, or PA/HIAS1.

If clerical errors are identified, the PA request is returned to the provider for corrections before undergoing a clinical review. One way to reduce the number of clerical errors is to complete and submit PA/RFs through Web PA.

Topic #451

Clinical Review

Upon verifying the completeness and accuracy of clerical items, the PA (prior authorization) request is reviewed to evaluate whether or not each service being requested meets Wisconsin Medicaid's definition of "medically necessary" as well as other criteria.

The PA attachment allows a provider to document the clinical information used to determine whether the standards of medical necessity are met for the requested service. Wisconsin Medicaid considers certain factors when determining whether to approve or deny a PA request pursuant to Wis. Admin. Code § [DHS 107.02\(3\)\(e\)](#).

It is crucial that a provider include adequate information on the PA attachment so that the ForwardHealth consultant performing the clinical review can determine that the service(s) being requested meets all the elements of Wisconsin Medicaid's definition of "medically necessary", including elements that are not strictly medical in nature. Documentation must provide the justification for the service requested specific to the member's current condition and needs. Pursuant to Wis. Admin Code § [DHS 101.03\(96m\)](#), "medically necessary" is a service under Wis. Admin. Code ch. DHS 107 that meets certain criteria.

Determination of Medical Necessity

The definition of "medically necessary" is a legal definition identifying the standards that must be met for approval of the service. The definition imposes parameters and restrictions that are both medical and nonmedical.

The determination of medical necessity is based on the documentation submitted by the provider. For this reason, it is essential that documentation is submitted completely and accurately and that it provides the justification for the service requested, specific to the member's current condition and needs. To be approved, a PA request must meet all of the standards of medical necessity including those that are not strictly medical in nature.

To determine if a requested service is medically necessary, ForwardHealth consultants obtain direction and/or guidance from multiple resources including:

- | Federal and state statutes
- | Wisconsin Administrative Code
- | PA guidelines set forth by the Wisconsin DHS (Department of Health Services)
- | Standards of practice
- | Professional knowledge
- | Scientific literature

Decisions

Topic #424

Approved Requests

PA (prior authorization) requests are approved for varying periods of time based on the clinical justification submitted. The provider receives a copy of a PA decision notice when a PA request for a service is approved. Providers may then begin providing the approved service on the grant date given.

An approved request means that the requested **service**, not necessarily the code, was approved. For example, a similar procedure code may be substituted for the originally requested procedure code. Providers are encouraged to review approved PA requests to confirm the services authorized and confirm the assigned grant and expiration dates.

Listing Procedure Codes Approved as a Group on the Decision Notice Letter

In certain circumstances, ForwardHealth will approve a PA request for a group of procedure codes with a total quantity approved for the entire group. When this occurs, the quantity approved for the entire group of codes will be indicated with the first procedure code. All of the other approved procedure codes within the group will indicate a quantity of zero.

Providers may submit claims for any combination of the procedure codes in the group up to the approved quantity.

Topic #4724

Communicating Prior Authorization Decisions

ForwardHealth will make a decision regarding a provider's PA (prior authorization) request within 20 working days from the receipt of all the necessary information. After processing the PA request, ForwardHealth will send the provider either a decision notice letter or a returned provider review letter. Providers will receive a decision notice letter for PA requests that were approved, approved with modifications, or denied. Providers will receive a returned provider review letter for PA requests that require corrections or additional information. The decision notice letter or returned provider review letter will clearly indicate what is approved or what correction or additional information ForwardHealth needs to continue adjudicating the PA request.

Providers submitting PA requests via the ForwardHealth Portal will receive a decision notice letter or returned provider review letter via the Portal.

If the provider submitted a PA request via [mail](#) or [fax](#) and the provider has a Portal account, the decision notice letter or returned provider review letter will be sent to the provider via the Portal as well as by mail.

If the provider submitted a paper PA request via mail or fax and does not have a Portal account, the decision notice letter or returned provider review letter will be sent to the address indicated in the provider's file as their PA address (or to the physical address if there is no PA address on file), **not** to the address the provider wrote on the PA request.

The decision notice letter or returned provider review letter will not be faxed back to providers who submitted their paper PA request via fax. Providers who submitted their paper PA request via fax will receive the decision notice letter or returned provider letter via mail.

Topic #5038

Correcting Returned Prior Authorization Requests and Request Amendments on the Portal

If a provider received a returned provider review letter or an amendment provider review letter, they will be able to correct the errors identified on the returned provider review letter directly on the ForwardHealth Portal. Once the provider has corrected the error(s), the provider can resubmit the PA (prior authorization) request or amendment request via the Portal to ForwardHealth for processing. When correcting errors, providers only need to address the items identified in the returned provider review letter or the amendment provider review letter. Providers are not required to resubmit PA information already submitted to ForwardHealth.

Topic #5037

Decision Notice Letters and Returned Provider Review Letters on the Portal

Providers can view PA (prior authorization) decision notices and provider review letters via the secure area of the ForwardHealth Portal. Prior authorization decision notices and provider review letters can be viewed when the PA is selected on the Portal.

Note: The PA decision notice or the provider review letter will not be available until the day after the PA request is processed by ForwardHealth.

Topic #425

Denied Requests

When a PA (prior authorization) request is denied, both the provider and the member are notified. The provider receives a PA decision notice, including the reason for PA denial. The member receives a [Notice of Appeal Rights](#) letter that includes a brief statement of the reason PA was denied and information about their right to a fair hearing. Only the **member, or authorized person acting on behalf of the member**, can appeal the denial.

Providers may call [Provider Services](#) for clarification of why a PA request was denied.

Providers are required to discuss a denied PA request with the member and are encouraged to help the member understand the reason the PA request was denied.

Providers have three options when a PA request is denied:

- 1 Not provide the service.
- 1 Submit a **new** PA request. Providers are required to submit a copy of the original denied PA request and additional supporting clinical documentation and medical justification along with a new [PA/RF \(Prior Authorization Request Form, F-11018 \(05/2013\)\)](#), [PA/DRF \(Prior Authorization/Dental Request Form, F-11035 \(06/2024\)\)](#), or [PA/HIAS1 \(Prior Authorization for Hearing Instrument and Audiological Services 1, F-11020 \(05/2013\)\)](#).
- 1 Provide the service as a noncovered service.

If the member does not appeal the decision to deny the PA request or appeals the decision but the decision is upheld and the member chooses to receive the service anyway, the member may choose to receive the service(s) as a [noncovered service](#).

Sample Notice of Appeal Rights Letter

<Month DD, CCYY>
 <sequence number>
 <RecipName> Member Identification Number:
 <RecipAddressLine1> <XXX-XX-XXXXXX>
 <RecipAddressLine2> Local County or Tribal Agency
 <RecipCity> <RecipStateZip> Telephone Number: <AgencyPhone>

<PROGRAM NAME> Notice of Appeal Rights

Appeal Date: <AppealDate>

In <PROGRAM NAME>, certain services and products must be reviewed and approved before payment can be made for them. This review process is called prior authorization (PA). The purposes of this letter are to notify you that <PROGRAM NAME> has either denied or modified a request for prior authorization of a service or product that was submitted on your behalf and to inform you of your right to appeal that decision.

Your provider <ProviderName> requested prior authorization for the following service(s):

Service Code	Modifier	Service Description	Unit	Dollar
XXXXXXXXXXXX	XX XX XX XX	XXXXXXXXXXXXXXXXXXXXXXXXXXXX XXXXXXXXXXXXXXXXXXXXXXXXXXXX XXXXXXXXXXXXXXXXXXXXXXXXXXXX	XXXXX.XX	XXXXX.XX
XXXXXXXXXXXX	XX XX XX XX	XXXXXXXXXXXXXXXXXXXXXXXXXXXX XXXXXXXXXXXXXXXXXXXXXXXXXXXX XXXXXXXXXXXXXXXXXXXXXXXXXXXX	XXXXX.XX	XXXXX.XX

<ServiceNN>

That prior authorization request, PA number <PANumber>, was reviewed by <PROGRAM NAME> medical consultants. Based on that review, the following services have been denied or modified as follows.

Denied Services

Service Code	Modifier	Service Description	Unit	Dollar
XXXXXXXXXXXX	XX XX XX XX	XXXXXXXXXXXXXXXXXXXXXXXXXXXX XXXXXXXXXXXXXXXXXXXXXXXXXXXX XXXXXXXXXXXXXXXXXXXXXXXXXXXX	XXXXX.XX	XXXXX.XX
XXXXXXXXXXXX	XX XX XX XX	XXXXXXXXXXXXXXXXXXXXXXXXXXXX XXXXXXXXXXXXXXXXXXXXXXXXXXXX XXXXXXXXXXXXXXXXXXXXXXXXXXXX	XXXXX.XX	XXXXX.XX

<DeniedServiceNN>

Modified Services

Service Code	Modifier	Service Description	Unit	Dollar
XXXXXXXXXXXX	XX XX XX XX	XXXXXXXXXXXXXXXXXXXXXXXXXXXX XXXXXXXXXXXXXXXXXXXXXXXXXXXX XXXXXXXXXXXXXXXXXXXXXXXXXXXX	XXXXX.XX	XXXXX.XX
XXXXXXXXXXXX	XX XX XX XX	XXXXXXXXXXXXXXXXXXXXXXXXXXXX XXXXXXXXXXXXXXXXXXXXXXXXXXXX XXXXXXXXXXXXXXXXXXXXXXXXXXXX	XXXXX.XX	XXXXX.XX

<ModifiedServiceNN>

<PROGRAM NAME>'s denial or modification of the services requested was made for the following reasons:

(Denial/modify code(s) will be inserted here)

<PROGRAM NAME> bases its decisions on criteria found in the Wisconsin Administrative Code. <PROGRAM NAME> may modify or deny a prior authorization request if one or more of the criteria are not supported by documentation submitted by your provider. The specific regulation(s) that supports the reason for the denial/modification of your provider's request for services is found in the following Wisconsin Administrative Code:

(Wis. Admin. Code Regulation(s) will be inserted here)

We have sent your provider the denied/modified prior authorization request. We encourage you to contact <Provider Name> to review the prior authorization request and the reasons for the decision.

Your Rights and Responsibilities

You or your designated representative may appeal this decision in accordance with state and federal law within <RecipientDays> days. To file an appeal, you may do one of the following:

- 1) Call your local county or tribal agency at the telephone number listed on the first page of this letter for an appeal form and/or assistance in completing it.
- 2) Write a letter requesting an appeal to the Division of Hearings and Appeals at the following address:

Division of Hearings and Appeals
 Department of Administration
 PO Box 7875
 Madison WI 53707-7875

The appeal form or letter should include all of the following:

- The name, address, and telephone number of the <PROGRAM NAME> member for whom the appeal is being made.
- The member identification number.
- The prior authorization number <PANumber> of the denied/modified request.
- The reason you think the denial or modification of the prior authorization is wrong.

REMEMBER: You must mail or deliver your appeal to your local county or tribal agency or the Division of Hearings and Appeals so it is received by the <RecipientDays>-day deadline, which is <AppealDate>.

You will lose your right to an appeal if your request to appeal is not received by the local county or tribal agency or the Division of Hearings and Appeals by <AppealDate>.

If you file an appeal, you may expect the following to occur:

- The state Division of Health Care Access and Accountability will be required to explain, in writing, the reason(s) for the denial or modification of the services your provider requested. This explanation will be mailed to you.
- The Division of Hearings and Appeals will schedule a hearing to consider your appeal and will notify you of the time and place by mail. Hearings are generally held at your local county or tribal agency. You may want to ask your local county or tribal agency if there is free legal help available in your area.
- At that hearing, you (or you may choose a friend, relative, attorney, provider, etc., to represent you) will have an opportunity to explain your need for the service to a hearing officer. Division of Health Care Access and Accountability staff may also appear in person or participate by telephone.
- Based on all the information available, the hearing officer will make a decision on your appeal, notify you of the decision by mail, and advise you of any additional appeal rights.

Whether or not you appeal, <PROGRAM NAME> will pay for any services it has approved. After the hearing officer makes a decision on your appeal, <PROGRAM NAME> will continue to pay for the approved services plus any additional services the hearing officer directs <PROGRAM NAME> to pay.

If you need information about accommodation for a disability or for language translation, please call 1-608-266-3096 (voice) or 1-608-264-9853 (TTY) immediately so arrangements can be made. The staff at these numbers will not be able to provide you with information about the reasons for Wisconsin <PROGRAM NAME>'s decision to deny or modify the prior authorization request. These telephone numbers at the Division of Hearings and Appeals should only be used for questions about the hearing process.

F-11194 (10/08)

Topic #426

Modified Requests

Modification is a change in the services originally requested on a PA (prior authorization) request. Modifications could include, but are not limited to, either of the following:

- ┆ The authorization of a procedure code different than the one originally requested.
- ┆ A change in the frequency or intensity of the service requested.

When a PA request is modified, both the provider and the member are notified. The provider will be sent a decision notice letter. The decision notice letter will clearly indicate what is approved or what correction or additional information is needed to continue adjudicating the PA request. The member receives a [Notice of Appeal Rights](#) letter that includes a brief statement of the reason PA was modified and information on their right to a fair hearing. Only the **member, or authorized person acting on behalf of the member**, can appeal the modification.

Providers are required to discuss with the member the reasons a PA request was modified.

Providers have the following options when a PA request is approved with modification:

- ┆ Provide the service as authorized.
- ┆ Submit a request to amend the modified PA request. Additional supporting clinical documentation and medical justification must be included.
- ┆ Not provide the service.
- ┆ Provide the service as originally requested as a noncovered service.

If the member does not appeal the decision to modify the PA request or appeals the decision but the decision is upheld and the member chooses to receive the originally requested service anyway, the member may choose to receive the service(s) as a [noncovered service](#).

Providers may call [Provider Services](#) for clarification of why a PA request was modified.

Sample Notice of Appeal Rights Letter

<Month DD, CCYY>
 <sequence number>
 <RecipName> Member Identification Number:
 <RecipAddressLine1> <XXX-XX-XXXXXX>
 <RecipAddressLine2> Local County or Tribal Agency
 <RecipCity> <RecipStateZip> Telephone Number: <AgencyPhone>

<PROGRAM NAME> Notice of Appeal Rights

Appeal Date: <AppealDate>

In <PROGRAM NAME>, certain services and products must be reviewed and approved before payment can be made for them. This review process is called prior authorization (PA). The purposes of this letter are to notify you that <PROGRAM NAME> has either denied or modified a request for prior authorization of a service or product that was submitted on your behalf and to inform you of your right to appeal that decision.

Your provider <ProviderName> requested prior authorization for the following service(s):

Service Code	Modifier	Service Description	Unit	Dollar
XXXXXXXXXXXX	XX XX XX XX	XXXXXXXXXXXXXXXXXXXXXXXXXXXX XXXXXXXXXXXXXXXXXXXXXXXXXXXX XXXXXXXXXXXXXXXXXXXXXXXXXXXX	XXXXX.XX	XXXXX.XX
XXXXXXXXXXXX	XX XX XX XX	XXXXXXXXXXXXXXXXXXXXXXXXXXXX XXXXXXXXXXXXXXXXXXXXXXXXXXXX XXXXXXXXXXXXXXXXXXXXXXXXXXXX	XXXXX.XX	XXXXX.XX

<ServiceNN>

That prior authorization request, PA number <PANumber>, was reviewed by <PROGRAM NAME> medical consultants. Based on that review, the following services have been denied or modified as follows.

Denied Services

Service Code	Modifier	Service Description	Unit	Dollar
XXXXXXXXXXXX	XX XX XX XX	XXXXXXXXXXXXXXXXXXXXXXXXXXXX XXXXXXXXXXXXXXXXXXXXXXXXXXXX XXXXXXXXXXXXXXXXXXXXXXXXXXXX	XXXXX.XX	XXXXX.XX
XXXXXXXXXXXX	XX XX XX XX	XXXXXXXXXXXXXXXXXXXXXXXXXXXX XXXXXXXXXXXXXXXXXXXXXXXXXXXX XXXXXXXXXXXXXXXXXXXXXXXXXXXX	XXXXX.XX	XXXXX.XX

<DeniedServiceNN>

Modified Services

Service Code	Modifier	Service Description	Unit	Dollar
XXXXXXXXXXXX	XX XX XX XX	XXXXXXXXXXXXXXXXXXXXXXXXXXXX XXXXXXXXXXXXXXXXXXXXXXXXXXXX XXXXXXXXXXXXXXXXXXXXXXXXXXXX	XXXXX.XX	XXXXX.XX
XXXXXXXXXXXX	XX XX XX XX	XXXXXXXXXXXXXXXXXXXXXXXXXXXX XXXXXXXXXXXXXXXXXXXXXXXXXXXX XXXXXXXXXXXXXXXXXXXXXXXXXXXX	XXXXX.XX	XXXXX.XX

XXXXXXXXXXXXXXXXXXXXXXXXXXXX

<ModifiedServiceNN>

<PROGRAM NAME>'s denial or modification of the services requested was made for the following reasons:

(Denial/modify code(s) will be inserted here)

<PROGRAM NAME> bases its decisions on criteria found in the Wisconsin Administrative Code. <PROGRAM NAME> may modify or deny a prior authorization request if one or more of the criteria are not supported by documentation submitted by your provider. The specific regulation(s) that supports the reason for the denial/modification of your provider's request for services is found in the following Wisconsin Administrative Code:

(Wis. Admin. Code Regulation(s) will be inserted here)

We have sent your provider the denied/modified prior authorization request. We encourage you to contact <Provider Name> to review the prior authorization request and the reasons for the decision.

Your Rights and Responsibilities

You or your designated representative may appeal this decision in accordance with state and federal law within <RecipientDays> days. To file an appeal, you may do one of the following:

- 1) Call your local county or tribal agency at the telephone number listed on the first page of this letter for an appeal form and/or assistance in completing it.
- 2) Write a letter requesting an appeal to the Division of Hearings and Appeals at the following address:

Division of Hearings and Appeals
Department of Administration
PO Box 7875
Madison WI 53707-7875

The appeal form or letter should include all of the following:

- The name, address, and telephone number of the <PROGRAM NAME> member for whom the appeal is being made.
- The member identification number.
- The prior authorization number <PANumber> of the denied/modified request.
- The reason you think the denial or modification of the prior authorization is wrong.

REMEMBER: You must mail or deliver your appeal to your local county or tribal agency or the Division of Hearings and Appeals so it is received by the <RecipientDays>-day deadline, which is <AppealDate>.

You will lose your right to an appeal if your request to appeal is not received by the local county or tribal agency or the Division of Hearings and Appeals by <AppealDate>.

If you file an appeal, you may expect the following to occur:

- The state Division of Health Care Access and Accountability will be required to explain, in writing, the reason(s) for the denial or modification of the services your provider requested. This explanation will be mailed to you.
- The Division of Hearings and Appeals will schedule a hearing to consider your appeal and will notify you of the time and place by mail. Hearings are generally held at your local county or tribal agency. You may want to ask your local county or tribal agency if there is free legal help available in your area.

- At that hearing, you (or you may choose a friend, relative, attorney, provider, etc., to represent you) will have an opportunity to explain your need for the service to a hearing officer. Division of Health Care Access and Accountability staff may also appear in person or participate by telephone.
- Based on all the information available, the hearing officer will make a decision on your appeal, notify you of the decision by mail, and advise you of any additional appeal rights.

Whether or not you appeal, <PROGRAM NAME> will pay for any services it has approved. After the hearing officer makes a decision on your appeal, <PROGRAM NAME> will continue to pay for the approved services plus any additional services the hearing officer directs <PROGRAM NAME> to pay.

If you need information about accommodation for a disability or for language translation, please call 1-608-266-3096 (voice) or 1-608-264-9853 (TTY) immediately so arrangements can be made. The staff at these numbers will not be able to provide you with information about the reasons for Wisconsin <PROGRAM NAME>'s decision to deny or modify the prior authorization request. These telephone numbers at the Division of Hearings and Appeals should only be used for questions about the hearing process.

F-11194 (10/08)

Topic #4944

Personal Care Screening Tool Allocation Sufficient for Tasks

The personal care provider is responsible for hiring and training the PCW (personal care worker) assigned to the BadgerCare Plus member. Medicaid-enrolled personal care providers are responsible for assuring that their PCWs efficiently complete their assigned activities. How long a worker takes to perform a particular task for a member generally depends upon the skill and efficiency of the worker and the needs of the particular member. The [PCST \(Personal Care Screening Tool, F-11133 \(08/2017\)\)](#) allocates an amount of time sufficient for a qualified worker to perform a task.

Topic #4737

Returned Provider Review Letter Response Time

Thirty Days to Respond to the Returned Provider Review Letter

ForwardHealth must receive the provider's response within 30 calendar days of the date on the returned provider review letter, whether the letter was sent to the provider by mail or through the ForwardHealth Portal. If the provider's response is received within 30 calendar days, ForwardHealth still considers the original receipt date on the PA (prior authorization) request when authorizing a grant date for the PA.

If a provider needs more than 30 days to submit the requested information, providers can request an extension by submitting a letter that explains why more time is needed to gather and submit the additional information requested. The letter seeking an extension must be submitted within the initial 30 calendar days of receiving the returned provider review letter.

Instructions for how to submit the letter can be found in the [ForwardHealth Provider Portal Prior Authorization User Guide](#). If a provider wants to submit the letter via mail or fax, the provider must ensure it is received within the 30 days. While mailed or faxed letters are accepted, providers are encouraged to submit the letter via electronic upload.

Providers will be notified in a manner similar to how they submitted their letter, and the new deadline will be included in that notification. Providers who mail their submissions will receive a notification in the mail. Providers who electronically upload their submission will receive a notification in the ForwardHealth portal, etc.

If ForwardHealth does not receive the provider's response within 30 calendar days of the date the returned provider review letter was sent, the PA status becomes inactive and the provider is required to submit a new PA request. This results in a later grant date if the PA request is approved. Providers will not be notified when their PA request status changes to inactive, but this information will be available on the Portal and through [WiCall](#).

If ForwardHealth receives additional information from the provider after the 30-day deadline has passed, a letter will be sent to the provider stating that the PA request is inactive and the provider is required to submit a new PA request.

Topic #427

Returned Requests

A PA (prior authorization) request may be returned to the provider when forms are incomplete, inaccurate, or additional clinical information or corrections are needed. When this occurs, the provider will be sent a provider review letter.

Returned Provider Review Letter

The returned provider review letter will indicate the PA number assigned to the request and will specify corrections or additional information needed on the PA request. Providers are required to make the corrections or supply the requested information in the space provided on the letter or attach additional information to the letter before mailing the letter to ForwardHealth. Providers can also correct PAs that have been placed in returned provider review status in the ForwardHealth Portal.

If providers require more than 30 days submit corrections or required additional information, they can request an extension by submitting a letter that explains why more time is needed. The letter requesting an extension must be submitted within the initial 30 calendar days of receiving the returned provider review letter.

Instructions for how to submit the letter can be found in the [ForwardHealth Provider Portal Prior Authorization User Guide](#). If a provider wants to submit the letter via mail or fax, the provider must ensure it is received within the 30 days. While mailed or faxed letters are accepted, providers are encouraged to submit the letter via electronic upload.

Providers will be notified in a manner similar to how they submitted their letter, and the new deadline will be included in that notification. Providers who mail their submissions will receive a notification in the mail. Providers who electronically upload their submission will receive a notification in the ForwardHealth portal, etc.

The provider's paper documents submitted with the PA request will not be returned to the provider when corrections or additional information are needed; however, X-rays and dental models will be returned once the PA is finalized.

Photographs submitted to ForwardHealth as additional supporting clinical documentation for PA requests will not be returned to providers and will be disposed of securely.

Therefore, providers are required to make a copy of their PA requests (including attachments and any supplemental information) before mailing the requests to ForwardHealth. The provider is required to have a copy on file for reference purposes if more information is required about the PA request.

Note: When changing or correcting the PA request, providers are reminded to revise or update the documentation retained in their records.

Follow-Up to Decisions

Topic #4738

Amendment Decisions

ForwardHealth will make a decision regarding a provider's amendment request within 20 working days from the receipt of all the necessary information. The method ForwardHealth will use to communicate decisions regarding PA (prior authorization) amendment requests will depend on how the **PA request** was originally submitted (not how the amendment request was submitted) and whether the provider has a ForwardHealth Portal account:

- ┆ If the PA request was originally submitted via the Portal, the decision notice letter or returned amendment provider review letter will be sent to the provider via the Portal.
- ┆ If the PA request was originally submitted via mail or fax and the provider has a Portal account, the decision notice letter or returned amendment provider review letter will be sent to the provider via the Portal, as well as by mail.
- ┆ If the PA request was originally submitted via mail or fax and the provider does **not** have a Portal account, the decision notice letter or returned amendment provider review letter will be sent by mail to the address indicated in the provider's file as their PA address (or to the physical address if there is no PA address on file), **not** to the address the provider wrote on the PA request or amendment request.

Topic #431

Amendments

Providers are required to use the [Prior Authorization Amendment Request \(F-11042 \(07/2012\)\)](#) to amend an approved or modified PA (prior authorization) request.

ForwardHealth does not accept a paper amendment request submitted on anything other than the Prior Authorization Amendment Request. The Prior Authorization Amendment Request may be submitted through the ForwardHealth Portal as well as by [mail](#) or [fax](#). If ForwardHealth receives a PA amendment on a previous version of the Prior Authorization Amendment Request form, a letter will be sent to the provider stating that the provider is required to submit a new PA amendment request using the proper forms.

Examples of when providers may request an amendment to an approved or modified PA request include the following:

- ┆ To temporarily modify a member's frequency of a service when there is a short-term change in their medical condition
- ┆ To change the rendering provider information when the billing provider remains the same
- ┆ To change the member's ForwardHealth identification number
- ┆ To add or change a procedure code

Note: ForwardHealth recommends that, under most circumstances, providers should enddate the current PA request and submit a new one if there is a significant, long-term change in services required.

Topic #3185

Personal Care Providers

Additional situations in which personal care providers may decide to submit amendment requests include, but are not limited to,

the following:

- ┆ To request more PRN (pro re nata) units when previously authorized units are exhausted.
- ┆ To request PRN units when PRN services were not included on the [PA/RF \(Prior Authorization Request Form, F-11018 \(05/2013\)\)](#) requesting PA for personal care services.
- ┆ To adjust approved units for a short-term change in informal supports or in the member's condition. Short-term changes are anticipated to persist for three months or less.
- ┆ To adjust approved units for a long-term change in informal supports or in the member's condition.
- ┆ To discontinue PA.
- ┆ To add or increase travel time.

Complete a Prior Authorization Amendment Request describing the specific change requested and the reason for the request. Provide sufficient detail for ForwardHealth to determine the medical necessity of the requested covered personal care service.

The amendment request should include the number of additional units being requested. Additional units are required to be requested in units per week (per year for PRN) on the Prior Authorization Amendment Request.

Refer to the following two tables detailing the documentation providers are required to submit to ForwardHealth for each of these PA amendment request situations. The first table lists the specific forms and information included in each documentation package. The second table outlines some of the reasons for which a provider may submit a prior authorization amendment, the steps to be completed, and the documentation that must be submitted in each situation.

Documentation package to be submitted for Prior Authorization Amendment	Documentation included in package
Package A	<ul style="list-style-type: none"> ┆ Copy of the PA/RF ┆ Copy of PCST Summary Sheet, F-11133SS, or the paper PCST (Personal Care Screening Tool, F-11133 (08/2017))* ┆ Prior Authorization Amendment Request ┆ POC (plan of care)
Package B	<ul style="list-style-type: none"> ┆ Copy of the PA/RF ┆ Copy of web-based Full PCST report including the Summary Sheet or the paper PCST* ┆ Prior Authorization Amendment Request ┆ Personal Care Addendum (F-11136 (10/2008)) form ┆ POC ┆ Supporting documentation, as directed in the PCST instructions
Package C	<ul style="list-style-type: none"> ┆ Copy of the PA/RF ┆ Prior Authorization Amendment Request

*Note: If using the web-based PCST and required to create an initial screen, submit a copy of the newly created Full PCST report including the Summary Sheet. When **not** required to create an initial screen, submit the current version of the Full PCST report and Summary Sheet.

If using the paper PCST and required to create an initial screen, submit a copy of the newly created paper PCST. When **not** required to create an initial screen, submit a copy of the current paper PCST.

Reason for Requesting a Prior Authorization Amendment	Does an initial PCST need to be completed again?	Should the current PA be end-dated?	Which documents should be submitted?
To request PRN time up to 96 units per year and not previously requested on the PA/RF.	Yes	No	Package A
To request additional PRN time over the amount previously approved.	No	No	Package B
The provider has received an adjudicated PA request, but the registered nurse determines that the units allocated by the PCST and approved by ForwardHealth are insufficient to meet the member's needs for personal care worker provided services.	No	No	Package B
There is a short-term change in informal supports or the member's condition. More units are required. (Short-term changes are anticipated to persist for three months or less.)	No	No	Package B
There is a long-term change in informal supports or the member's condition. More units are required.	Yes	No	Package A (If the newly created PCST allocates units sufficient to meet the member's needs for a PCW.)
Yes	No	Package B (If the newly created PCST allocates units insufficient to meet the member's needs for a PCW.)	
The PA request is discontinued.	No	Yes	Package C
To request travel time or to request additional travel time.	No	No	Package C

Topic #432

Appeals

If a PA (prior authorization) request is denied or modified by ForwardHealth, only a member, or authorized person acting on behalf of the member, may file an appeal with the DHA (Division of Hearings and Appeals). Decisions that may be appealed include the following:

- ┆ Denial or modification of a PA request
- ┆ Denial of a retroactive authorization for a service

The member is required to file an appeal within 45 days of the date of the [Notice of Appeal Rights](#).

To file an appeal, members may complete and submit a [Request for Fair Hearing \(DHA-28 \(08/09\)\)](#) form.

Though providers cannot file an appeal, they are encouraged to remain in contact with the member during the appeal process. Providers may offer the member information necessary to file an appeal and help present their case during a fair hearing.

Fair Hearing Upholds ForwardHealth's Decision

If the hearing decision upholds the decision to deny or modify a PA request, the DHA notifies the member and ForwardHealth in writing. The member may choose to receive the service (or in the case of a modified PA request, the originally requested service) as a noncovered service, not receive the service at all, or appeal the decision.

Fair Hearing Overturns ForwardHealth's Decision

If the hearing decision overturns the decision to deny or modify the PA request, the DHA notifies ForwardHealth and the member. The letter includes instructions for the provider and for ForwardHealth.

If the DHA letter instructs the provider to submit a claim for the service, the provider should submit the following to ForwardHealth after the service has been performed:

- ┆ A paper claim with "HEARING DECISION ATTACHED" written in red ink at the top of the claim
- ┆ A copy of the hearing decision
- ┆ A copy of the denied PA request

Providers are required to submit claims with hearing decisions to the following address:

ForwardHealth
Specialized Research
Ste 50
313 Blettner Blvd
Madison WI 53784

Claims with hearing decisions sent to any other address may not be processed appropriately.

If the DHA letter instructs the provider to submit a new PA request, the provider is required to submit the **new** PA request along with a copy of the hearing decision to the PA Unit at the following address:

ForwardHealth
Prior Authorization
Ste 88
313 Blettner Blvd
Madison WI 53784

ForwardHealth will then approve the PA request with the revised process date. The provider may then submit a claim following

the usual claims submission procedures after providing the service(s).

Financial Responsibility

If the member asks to receive the service **before** the hearing decision is made, the provider is required to notify the member before rendering the service that the member will be responsible for payment if the decision to deny or modify the PA request is upheld.

If the member accepts responsibility for payment of the service before the hearing decision is made, and if the appeal decision **upholds** the decision to deny or modify the PA request, the provider [may collect payment from the member](#) if certain conditions are met.

If the member accepts responsibility for payment of the service before the hearing decision is made, and if the appeal decision **overturns** the decision to deny or modify a PA request, the provider may submit a claim to ForwardHealth. If the provider collects payment from the member for the service before the appeal decision is overturned, the provider is required to refund the member for the **entire** amount of payment received from the member after the provider receives Medicaid's reimbursement.

Wisconsin Medicaid does not directly reimburse members.

Sample Notice of Appeal Rights Letter

<Month DD, CCYY>

<sequence number>

<RecipName>

<RecipAddressLine1>

<RecipAddressLine2>

<RecipCity> <RecipStateZip>

Member Identification Number:

<XXX-XX-XXXXXX>

Local County or Tribal Agency

Telephone Number: <AgencyPhone>

<PROGRAM NAME> Notice of Appeal Rights

Appeal Date: <AppealDate>

In <PROGRAM NAME>, certain services and products must be reviewed and approved before payment can be made for them. This review process is called prior authorization (PA). The purposes of this letter are to notify you that <PROGRAM NAME> has either denied or modified a request for prior authorization of a service or product that was submitted on your behalf and to inform you of your right to appeal that decision.

Your provider <ProviderName> requested prior authorization for the following service(s):

Service Code	Modifier	Service Description	Unit	Dollar
XXXXXXXXXXXX	XX XX XX XX	XXXXXXXXXXXXXXXXXXXXXXXXXXXX XXXXXXXXXXXXXXXXXXXXXXXXXXXX XXXXXXXXXXXXXXXXXXXXXXXXXXXX	XXXXX.XX	XXXXX.XX
XXXXXXXXXXXX	XX XX XX XX	XXXXXXXXXXXXXXXXXXXXXXXXXXXX XXXXXXXXXXXXXXXXXXXXXXXXXXXX XXXXXXXXXXXXXXXXXXXXXXXXXXXX	XXXXX.XX	XXXXX.XX

<ServiceNN>

That prior authorization request, PA number <PA Number>, was reviewed by <PROGRAM NAME> medical consultants. Based on that review, the following services have been denied or modified as follows.

Denied Services

Service Code	Modifier	Service Description	Unit	Dollar
XXXXXXXXXX	XX XX XX XX	XXXXXXXXXXXXXXXXXXXXXXXXXXXX XXXXXXXXXXXXXXXXXXXXXXXXXXXX XXXXXXXXXXXXXXXXXXXXXXXXXXXX	XXXXX.XX	XXXXX.XX
XXXXXXXXXX	XX XX XX XX	XXXXXXXXXXXXXXXXXXXXXXXXXXXX XXXXXXXXXXXXXXXXXXXXXXXXXXXX XXXXXXXXXXXXXXXXXXXXXXXXXXXX	XXXXX.XX	XXXXX.XX

<DeniedServiceNN>

Modified Services

Service Code	Modifier	Service Description	Unit	Dollar
XXXXXXXXXX	XX XX XX XX	XXXXXXXXXXXXXXXXXXXXXXXXXXXX XXXXXXXXXXXXXXXXXXXXXXXXXXXX XXXXXXXXXXXXXXXXXXXXXXXXXXXX	XXXXX.XX	XXXXX.XX
XXXXXXXXXX	XX XX XX XX	XXXXXXXXXXXXXXXXXXXXXXXXXXXX XXXXXXXXXXXXXXXXXXXXXXXXXXXX XXXXXXXXXXXXXXXXXXXXXXXXXXXX	XXXXX.XX	XXXXX.XX

<ModifiedServiceNN>

<PROGRAM NAME>'s denial or modification of the services requested was made for the following reasons:

(Denial/modify code(s) will be inserted here)

<PROGRAM NAME> bases its decisions on criteria found in the Wisconsin Administrative Code. <PROGRAM NAME> may modify or deny a prior authorization request if one or more of the criteria are not supported by documentation submitted by your provider. The specific regulation(s) that supports the reason for the denial/modification of your provider's request for services is found in the following Wisconsin Administrative Code:

(Wis. Admin. Code Regulation(s) will be inserted here)

We have sent your provider the denied/modified prior authorization request. We encourage you to contact <Provider Name> to review the prior authorization request and the reasons for the decision.

Your Rights and Responsibilities

You or your designated representative may appeal this decision in accordance with state and federal law within <RecipientDays> days. To file an appeal, you may do one of the following:

- 1) Call your local county or tribal agency at the telephone number listed on the first page of this letter for an appeal form and/or assistance in completing it.
- 2) Write a letter requesting an appeal to the Division of Hearings and Appeals at the following address:

Division of Hearings and Appeals

Division of Hearings and Appeals
 Department of Administration
 PO Box 7875
 Madison WI 53707-7875

The appeal form or letter should include all of the following:

- The name, address, and telephone number of the <PROGRAM NAME> member for whom the appeal is being made.
- The member identification number.
- The prior authorization number <PAnumber> of the denied/modified request.
- The reason you think the denial or modification of the prior authorization is wrong.

REMEMBER: You must mail or deliver your appeal to your local county or tribal agency or the Division of Hearings and Appeals so it is received by the <RecipientDays>-day deadline, which is <AppealDate>.

You will lose your right to an appeal if your request to appeal is not received by the local county or tribal agency or the Division of Hearings and Appeals by <AppealDate>.

If you file an appeal, you may expect the following to occur:

- The state Division of Health Care Access and Accountability will be required to explain, in writing, the reason(s) for the denial or modification of the services your provider requested. This explanation will be mailed to you.
- The Division of Hearings and Appeals will schedule a hearing to consider your appeal and will notify you of the time and place by mail. Hearings are generally held at your local county or tribal agency. You may want to ask your local county or tribal agency if there is free legal help available in your area.
- At that hearing, you (or you may choose a friend, relative, attorney, provider, etc., to represent you) will have an opportunity to explain your need for the service to a hearing officer. Division of Health Care Access and Accountability staff may also appear in person or participate by telephone.
- Based on all the information available, the hearing officer will make a decision on your appeal, notify you of the decision by mail, and advise you of any additional appeal rights.

Whether or not you appeal, <PROGRAM NAME> will pay for any services it has approved. After the hearing officer makes a decision on your appeal, <PROGRAM NAME> will continue to pay for the approved services plus any additional services the hearing officer directs <PROGRAM NAME> to pay.

If you need information about accommodation for a disability or for language translation, please call 1-608-266-3096 (voice) or 1-608-264-9853 (TTY) immediately so arrangements can be made. The staff at these numbers will not be able to provide you with information about the reasons for Wisconsin <PROGRAM NAME>'s decision to deny or modify the prior authorization request. These telephone numbers at the Division of Hearings and Appeals should only be used for questions about the hearing process.

F-11194 (10/08)

Topic #3184

Enddating

Providers are required to use the [Prior Authorization Amendment Request \(F-11042 \(07/2012\)\)](#) to enddate most PA (prior authorization) requests. ForwardHealth does not accept requests to enddate a PA request for any service, except drugs, on anything other than the Prior Authorization Amendment Request. PA for drugs may be enddated by using STAT-PA (Specialized Transmission Approval Technology-Prior Authorization) in addition to submitting a Prior Authorization Amendment Request.

Providers may submit a Prior Authorization Amendment Request on the ForwardHealth Portal, or by fax or mail.

If a request to enddate a PA is not submitted on the Prior Authorization Amendment Request, a letter will be sent to the provider stating that the provider is required to submit the request using the proper forms.

Examples of when a PA request should be enddated include the following:

- | A member chooses to discontinue receiving prior authorized services.
- | A provider chooses to discontinue delivering prior authorized services or terminates participation in Wisconsin Medicaid or BadgerCare Plus.
- | More volunteer assistance becomes available.
- | The member no longer needs personal care services. In this situation, the provider should retain physician's orders that recommend discharging the member.
- | Another provider takes over personal care services for the member.
- | The member is admitted into an institution for a long-term stay.
- | The member expires.

Examples of when a PA request should be enddated and a new PA request should be submitted include the following:

- | There is an interruption in a member's continual care services.
- | There is a change in the member's condition that warrants a long-term change in services required.
- | The service(s) is no longer medically necessary.

Topic #4739

Returned Amendment Provider Review Letter

If the amendment request needs correction or additional information, a returned amendment provider review letter will be sent. The letter will show how the PA (prior authorization) appears currently in the system, and providers are required to respond by correcting errors identified on the letter. Providers are required to make the corrections or supply the requested information in the space provided on the letter or attach additional information to the letter before mailing the letter to ForwardHealth. Providers can also correct an amendment request that has been placed in returned provider review status in the ForwardHealth Portal.

ForwardHealth must receive the provider's response within 30 calendar days of the date the returned amendment provider review letter was sent. If a provider requires more than 30 days to provide the corrections or additional required information, they can request an extension by submitting a letter that explains why more time is needed. The letter must be submitted via mail, fax, or electronic upload within the initial 30 calendar days of receiving the returned provider review letter.

Instructions for how to submit the letter can be found in the [ForwardHealth Provider Portal Prior Authorization User Guide](#). If a provider wants to submit the letter via mail or fax, the provider must ensure it is received within the 30 days. While mailed or faxed letters are accepted, providers are encouraged to submit the letter via electronic upload.

Providers will be notified in a manner similar to how they submitted their letter, and the new deadline will be included in that notification. Providers who mail their submissions will receive a notification in the mail. Providers who electronically upload their submission will receive a notification in the ForwardHealth portal, etc.

After 30 days without a response, submission of the PA request or request for an extension, the amendment request status becomes inactive, and the provider is required to submit a new amendment request. The ForwardHealth interChange system will continue to use the original approved PA request for processing claims.

The provider's paper documents submitted with the amendment request will not be returned to the provider when corrections or

additional information are needed; however, X-rays and dental models will be returned once the amendment request is finalized.

Photographs submitted to ForwardHealth as additional supporting clinical documentation for PA requests will not be returned to providers and will be disposed of securely.

Therefore, providers are required to make a copy of their amendment requests (including attachments and any supplemental information) before mailing the requests to ForwardHealth. The provider is required to have a copy on file for reference purposes if ForwardHealth requires more information about the amendment request.

Note: When changing or correcting the amendment request, providers are reminded to revise or update the documentation retained in their records.

Topic #5039

Searching for Previously Submitted Prior Authorization Requests on the Portal

Providers will be able to search for all previously submitted PA (prior authorization) requests, regardless of how the PA was initially submitted. If the provider knows the PA number, they can enter the number to retrieve the PA information. If the provider does not know the PA number, they can search for a PA by entering information in one or more of the following fields:

- | Member identification number
- | Requested start date
- | Prior authorization status
- | Amendment status

If the provider does not search by any of the information above, providers will retrieve all their PA requests submitted to ForwardHealth.

Situations Requiring New Requests

Topic #452

Change in Billing Providers

Providers are required to submit a new PA (prior authorization) request when there is a change in billing providers. A new PA request must be submitted with the new billing provider's name and billing provider number. The expiration date of the PA request will remain the same as the original PA request.

Typically, as no more than one PA request is allowed for the same member, the same service(s), and the same dates, the new billing provider is required to send the following to ForwardHealth's PA Unit:

- | A copy of the existing PA request, if possible
- | A new PA request, including the required attachments and supporting documentation indicating the new billing provider's name and address and billing provider number
- | A letter requesting the enddating of the existing PA request (may be a photocopy) attached to each PA request with the following information:
 - | The previous billing provider's name and billing provider number, if known
 - | The new billing provider's name and billing provider number
 - | The reason for the change of billing provider (The provider may want to confer with the member to verify that the services by the previous provider have ended. The new billing provider may include this verification in the letter.)
 - | The requested effective date of the change

Topic #453

Examples

Examples of when a new PA (prior authorization) request must be submitted include the following:

- | A provider's billing provider changes.
- | A member requests a provider change that results in a change in billing providers.
- | A member's enrollment status changes and there is not a valid PA on file for the member's current plan (i.e., BadgerCare Plus, Medicaid).

If the **rendering** provider indicated on the PA request changes but the **billing** provider remains the same, the PA request remains valid and a new PA request does **not** need to be submitted.

Topic #454

Services Not Performed Before Expiration Date

Generally, a new PA (prior authorization) request with a new requested start date must be submitted to ForwardHealth if the amount or quantity of prior authorized services is not used by the expiration date of the PA request and the service is still medically necessary.

Member Eligibility Changes

Topic #443

Loss of Enrollment During Treatment

Some covered services consist of sequential treatment steps, meaning more than one office visit or service is required to complete treatment.

In most cases, if a member loses enrollment midway through treatment, or at any time between the grant and end dates, Wisconsin Medicaid will **not** reimburse services (including prior authorized services) provided during an enrollment lapse. Providers should not assume Wisconsin Medicaid covers completion of services after the member's enrollment has been terminated.

To avoid potential reimbursement problems when a member loses enrollment during treatment, providers should follow these procedures:

- 1 Ask to see the member's ForwardHealth identification card to verify the member's enrollment or consult Wisconsin's EVS (Enrollment Verification System) before the services are provided at each visit.
- 1 When the PA (prior authorization) request is approved, verify that the member is still enrolled and eligible to receive the service before providing it. An approved PA request does not guarantee payment and is subject to the enrollment of the member.

Members are financially responsible for any services received after their enrollment has ended. If the member wishes to continue treatment, it is a decision between the provider and the member whether the service should be given and how payment will be made for the service.

To avoid misunderstandings, providers should remind members that they are financially responsible for any continued care after their enrollment ends.

Topic #444

Retroactive Disenrollment From State-Contracted MCOs

Occasionally, a service requiring fee-for-service PA (prior authorization) is performed during a member's enrollment period in a state-contracted MCO (managed care organization). After the service is provided, and it is determined that the member should be retroactively disenrolled from the MCO, the member's enrollment is changed to fee-for-service for the DOS (date of service). The member is continuously eligible for BadgerCare Plus or Wisconsin Medicaid but has moved from MCO enrollment to fee-for-service status.

In this situation, the state-contracted MCO would deny the claim because the member was not enrolled on the DOS. Fee-for-service would also deny the claim because PA was not obtained.

Providers may take the following steps to obtain reimbursement in this situation:

- 1 For a service requiring PA for fee-for-service members, the provider is required to submit a retroactive PA request. For a PA request submitted on paper, indicate "RETROACTIVE FEE-FOR-SERVICE" along with a written description of the

service requested/provided under "Description of Service." Also indicate the actual date(s) the service(s) was provided. For a PA request submitted via the ForwardHealth Portal, indicate "RETROACTIVE FEE-FOR-SERVICE" along with a description of the service requested/provided under the "Service Code Description" field or include additional supporting documentation. Also indicate the actual date(s) the service(s) was provided.

- 1 If the PA request is approved, the provider is required to follow fee-for-service policies and procedures for claims submission.
- 1 If the PA request is denied, Wisconsin Medicaid will not reimburse the provider for the services. A PA request would be denied for reasons such as lack of medical necessity. A PA request would not be denied due to the retroactive fee-for-service status of the member.

Topic #445

Retroactive Enrollment

If a service(s) that requires PA (prior authorization) was performed during a member's [retroactive enrollment](#) period, the provider is required to submit a PA request and receive approval from ForwardHealth **before** submitting a claim. For a PA request submitted on paper, indicate the words "RETROACTIVE ENROLLMENT" at the top of the PA request along with a written description explaining that the service was provided at a time when the member was retroactively enrolled under "Description of Service." Also include the actual date(s) the service(s) was provided. For a PA request submitted via the ForwardHealth Portal, indicate the words "RETROACTIVE ENROLLMENT" along with a description explaining that the service was provided at a time when the member was retroactively eligible under the "Service Code Description" field or include additional supporting documentation. Also include the actual date(s) the service(s) was provided.

If the member was retroactively enrolled, and the PA request is approved, the service(s) may be reimbursable, and the earliest effective date of the PA request will be the date the member receives retroactive enrollment. If the PA request is denied, the provider will not be reimbursed for the service(s). Members have the right to appeal the decision to deny a PA request.

If a member requests a service that requires PA before his or her retroactive enrollment is determined, the provider should explain to the member that he or she may be liable for the full cost of the service if retroactive enrollment is not granted and the PA request is not approved. This should be documented in the member's record.

Emergent and Urgent Situations

Topic #429

Emergency Services

In emergency situations, the PA (prior authorization) requirement may be waived for services that normally require PA. Emergency services are defined in Wis. Admin. Code [DHS 101.03\(52\)](#) as "those services which are necessary to prevent the death or serious impairment of the health of the individual."

Reimbursement is not guaranteed for services that normally require PA that are provided in emergency situations. As with all covered services, emergency services must meet all [program requirements](#), including medical necessity, to be reimbursed by Wisconsin Medicaid. For example, reimbursement is contingent on, but not limited to, eligibility of the member, the circumstances of the emergency, and the medical necessity of the services provided.

Wisconsin Medicaid will not reimburse providers for noncovered services provided in any situation, including emergency situations.

Topic #430

Urgent Services

Telephone consultations with DMS (Division of Medicaid Services) staff regarding a prospective PA (prior authorization) request can be given only in urgent situations when medically necessary. An urgent, medically necessary situation is one where a delay in authorization would result in undue hardship for the member or unnecessary costs for Medicaid as determined by DMS. All telephone consultations for urgent services should be directed to the Service Authorization section at 608-267-9311. Providers should have the following information ready when calling:

- | Member's name
- | Member ID number
- | Service(s) needed
- | Reason for the urgency
- | Diagnosis of the member
- | Procedure code of the service(s) requested

Providers are required to submit a PA request to ForwardHealth within 14 calendar days after the date of the telephone consultation. PA may be denied if the request is received more than two weeks after the consultation. If the PA request is denied in this case, the provider cannot request payment from the member.

General Information

Topic #4402

An Overview

The PA (prior authorization) review process includes both a clerical review and a clinical review. The PA request will have one of the statuses detailed in the following table.

Prior Authorization Status	Description
Approved	The PA request was approved.
Approved with Modifications	The PA request was approved with modifications to what was requested.
Denied	The PA request was denied.
Returned—Provider Review	The PA request was returned to the provider for correction or for additional information.
Pending—Fiscal Agent Review	The PA request is being reviewed by the Fiscal Agent.
Pending—Dental Follow-up	The PA request is being reviewed by a Fiscal Agent dental specialist.
Pending—State Review	The PA request is being reviewed by the State.
Suspend—Provider Sending Information	The PA request was submitted via the ForwardHealth Portal and the provider indicated they will be sending additional supporting information on paper.
Inactive	The PA request is inactive due to no response within 30 days to the returned provider review letter and cannot be used for PA or claims processing.

Topic #3179

Case Sharing

Case Sharing Only for Personal Care Services

If the member requires more personal care services than one provider can deliver, the provider may case share to meet the member's needs for a PCW (personal care worker). It may be convenient for the agencies involved if the agency planning to provide most of the personal care services for the member completes the [PCST \(Personal Care Screening Tool, F-11133 \(08/2017\)\)](#). The provider that completes the PCST is responsible for **coordinating and leading** the case sharing activities; however, each agency is required to complete and submit its own PA (prior authorization) and amendment requests.

When screening the member for personal care services to be provided by more than one provider, the screener is to complete the PCST based on the member's comprehensive weekly needs for the assistance of a PCW. The screener must not include assistance provided in or out of the home by informal supports or unpaid caregivers. Only one provider is permitted to complete the PCST (either the web-based or paper PCST) for the member. Providers sharing the case should develop a system to share required information needed for each provider to submit their PA request. Information needed by each provider includes the full PCST.

Each provider sharing the case is required to do one of the following:

- 1 Check "case share" on the PCST Summary Sheet when completing the Web-based PCST and include on the [PA/RF \(Prior Authorization Request Form, F-11018 \(05/2013\)\)](#) the names of the other agencies sharing the case.
- 1 Check "case share" in paper PCST Element 36 and include in Element 36 the names of the other agencies that are sharing the case.

Each provider needing travel time should separately add weekly units of travel time to its PA/RF for the member.

Combined Units Requested Are Less Than or Equal to the Number of Units Allocated

When sharing a case for which the combined number of units requested by all providers is less than or equal to the number of units allocated by the PCST, **each** provider is required to submit the following documents:

- 1 The PA/RF including:
 - 1 The number of units per week the agency will provide
 - 1 The number of units per year of PRN (pro re nata) the agency will provide
 - 1 The combined number of units to be provided by **all** case sharing providers
- 1 The [Personal Care Prior Authorization Provider Acknowledgement \(F-11134 \(07/2012\)\)](#)
- 1 A copy of the PCST Summary Sheet report
- 1 The staffing schedule, including the days of week and times of day that each agency will provide care. Providers may use Element 15 of the Personal Care Addendum to record the staffing schedule
- 1 The POC (plan of care)

Combined Units Requested Are Greater Than the Number Allocated

BadgerCare Plus PA requires each provider sharing the case to submit the following documents when the combined number of units requested exceeds the number of units allocated by the PCST:

- 1 The PA/RF including:
 - 1 The number of units per week the agency will provide
 - 1 The number of units per year of PRN the agency will provide
 - 1 The combined number of units to be provided by **all** case sharing providers
- 1 The Personal Care Prior Authorization Acknowledgement Report
- 1 The completed [Personal Care Addendum \(F-11136 \(10/2008\)\)](#) form
- 1 The POC
- 1 Supporting documentation, as directed in the PCST instructions

Physician Orders for the Shared Case

The physician orders must contain the combined number of hours reflecting the member's need for personal care services by a PCW and the number of hours that each provider will be providing care. The number of physician-ordered hours of personal care services are then to be shared among the providers on the case. For example, if the PCST allocates 196 units per week for the member and providers "A" and "B" are to share the member's case, the physician orders for providers "A" and "B" are to be written as follows:

"PCW services 49 hours per week. Provider "A" to provide care for 4 hours per day, 7 days per week. Provider "B" to provide care for 3 hours per day, 7 days per week."

Amendment

When it is necessary to amend PA for a shared case, only as many providers as needed should prepare amendments requesting additional units.

Case Sharing Personal Care Worker and Home Health Aide Services

BadgerCare Plus requires the PCST screener to do the following only when the provider is case sharing PCW and home health aide services:

- ┆ Either check "case share" on the PCST Summary Sheet when completing the web-based PCST and include on the PA/RF the names of the other agencies sharing the case or, when using the paper PCST, check "case share" in Element 36 and include the names of the other agencies that are case sharing.
- ┆ Submit the Personal Care Addendum with specific attention paid to Element 15.
- ┆ Submit the POC, which includes the orders for personal care services.

If a case is shared with a home health agency providing home health aide visits, the home health agency is expected to include routine personal care tasks in addition to MOTs (medically oriented tasks), thereby lessening the need for PCW activity.

Topic #434

Communication With Members

ForwardHealth recommends that providers inform members that PA (prior authorization) is required for certain specified services **before** delivery of the services. Providers should also explain that, if required to obtain PA, they will be submitting member records and information to ForwardHealth on the member's behalf. Providers are required to keep members informed of the PA request status throughout the **entire** PA process.

Member Questions

A member may call [Member Services](#) to find out whether or not a PA request has been submitted and, if so, when it was received by ForwardHealth. The member will be advised to contact the provider if more information is needed about the status of an individual PA request.

Topic #435

Definition

PA (prior authorization) is the electronic or written authorization issued by ForwardHealth to a provider prior to the provision of a service. In most cases, providers are required to obtain PA **before** providing services that require PA. When granted, a PA request is approved for a specific period of time and specifies the type and quantity of service allowed.

Topic #3124

Personal Care Services

PA is required for personal care services in the following circumstances:

- ┆ All personal care services that exceed 50 hours per calendar year, per member, according to Wisconsin Act 27, Laws of 1995, the biennial budget
- ┆ All personal care hours when provided to a member who is also receiving PDN (private duty nursing) or ventilator-dependent PDN according to Wis. Admin. Code §§ [DHS 107.02\(3\)\(e\)](#) and [DHS 101.03\(96m\)](#)

Topic #5098

Designating an Address for Prior Authorization Correspondence

Correspondence related to PA (prior authorization) will be sent to the practice location address on file with ForwardHealth unless the provider designates a separate address for receipt of PA correspondence. This policy applies to all PA correspondence, including decision notice letters, returned provider review letters, returned amendment provider letters, and returned supplemental documentation such as X-rays and dental models.

Photographs submitted to ForwardHealth as additional supporting clinical documentation for PA requests will not be returned to providers and will be disposed of securely.

Providers may designate a separate address for PA correspondence using the [demographic maintenance tool](#).

Topic #3178

Other Funding Sources

Some members may be eligible for services provided by programs funded by other health insurance (for example, commercial health insurance, Medicare, Medicare Advantage Plans) sources.

Although approval of personal care PA (prior authorization) requests is not affected by other funding sources, it is helpful to the PA reviewers to be able to see that the member's needs are being met. Providers may identify other funding sources by completing Element 13 of the [PCST \(Personal Care Screening Tool, F-11133 \(08/2017\)\)](#).

Providers are urged to obtain PA before providing services if there is any doubt other health insurances will reimburse for the service. If other health insurance covers the requested services, providers are always required to bill those other health insurances first, even when there is an approved PA from ForwardHealth.

Topic #3177

Personal Care Services Provided by Home Health Agencies

Home health agencies providing both home health services (skilled nursing, home health aide, medication management, etc.) and personal care services to the same member are required to submit separate [PA \(prior authorization\) requests](#) for home health and personal care services. PA requests submitted with home health services and personal care services listed on the same request will be returned to the provider to submit the services in two separate PA requests. Providers may submit the [PA/RF \(Prior Authorization Request Form, F-11018 \(05/2013\)\)](#) via the ForwardHealth Portal or on paper via mail or fax.

The provider should be sure to include the required corresponding clinical documentation for each type of service requested with each request.

Topic #1141

Personal Care Services and the Hospice Benefit

Members receiving personal care who elect the hospice benefit may be eligible to continue receiving personal care services from the personal care agency if those services are not directly related to the terminal illness.

If this criterion is met, the agency providing personal care services will have already received PA (prior authorization) for the member. The personal care agency is required to submit a [Prior Authorization Amendment Request \(F-11042 \(07/2012\)\)](#) form and attach a copy of the hospice POC (plan of care) that identifies the need for continued personal care services as well as the specific services provided directly by the hospice. The POC must also indicate any aide services to be provided by the hospice. This must be sent within seven calendar days of the member's election of hospice care.

When the personal care PA needs to be renewed, a current hospice POC must be included. Renewal of PA for personal care services may be granted up to, but not exceeding, the current LOS (level of service). Additional personal care needs resulting from the terminal illness are the responsibility of the hospice.

Topic #2458

Reimbursement

Personal care agencies should continue to bill for services the same as before the member began hospice care.

For example, a member is a quadriplegic as a result of an automobile accident and has been receiving personal care services. The member is then diagnosed with terminal cancer and elects the hospice benefit. Wisconsin Medicaid will continue to reimburse the personal care provider for the PC required in connection with the quadriplegia with an amended PA, including a hospice POC (plan of care), identifying the continued need for that service. When the member requires additional PC due to the terminal illness, the hospice is responsible for those additional services.

Topic #4383

Prior Authorization Numbers

Upon receipt of the [PA/RF \(Prior Authorization Request Form, F-11018 \(05/2013\)\)](#), ForwardHealth will assign a PA (prior authorization) number to each PA request.

The PA number consists of 10 digits, containing valuable information about the PA (for example, the date the PA request was received by ForwardHealth, the medium used to submit the PA request).

Each PA request is assigned a unique PA number. This number identifies valuable information about the PA. The following table provides detailed information about interpreting the PA number.

Type of Number and Description	Applicable Numbers and Description
Media —One digit indicates media type.	Digits are identified as follows: 1 = paper; 2 = fax; 3 = STAT-PA (Specialized Transmission Approval Technology-Prior Authorization); 4 = STAT-PA; 5 = Portal; 6 = Portal; 7 = NCPDP (National Council for Prescription Drug Programs) transaction or 278 (278 Health Care Services Review—Request for Review and Response) transaction; 9 = eviCore healthcare

Year —Two digits indicate the year ForwardHealth received the PA request.	For example, the year 2008 would appear as 08.
Julian date —Three digits indicate the day of the year, by Julian date, that ForwardHealth received the PA request.	For example, February 3 would appear as 034.
Sequence number —Four digits indicate the sequence number.	The sequence number is used internally by ForwardHealth.

Topic #11417

Process for Requesting Prior Authorization

To obtain PA (prior authorization) for personal care services, providers are required to submit documents to ForwardHealth that accurately and completely demonstrate the need for the requested personal care services. If the documentation contains errors or is incomplete, adjudication of the PA will be delayed while the request is returned to the provider to supply the required information. With certain exceptions, providers will be required to obtain physician orders and develop the POC (plan of care) before submitting a subsequent request for PA of personal care services.

PA does not relieve the provider of responsibility to meet all program requirements including, but not limited to, covered service requirements. Therefore, before the provider renders Medicaid-covered personal care services, the screener may need to edit and recalculate the allocation so that the Full [PCST \(Personal Care Screening Tool, F-11133 \(08/2017\)\)](#) report accurately represents the physician orders and the provider does not claim for more time than is authorized and allocated by the revised (that is, edited and recalculated) PCST.

Topic #436

Reasons for Prior Authorization

Only about 4 percent of all services covered by Wisconsin Medicaid require PA (prior authorization). PA requirements vary for different types of services. Refer to ForwardHealth publications and Wis. Admin. Code ch. [DHS 107](#) for information regarding services that require PA. According to Wis. Admin. Code § [DHS 107.02\(3\)\(b\)](#), PA is designed to do the following:

- ┆ Safeguard against unnecessary or inappropriate care and services
- ┆ Safeguard against excess payments
- ┆ Assess the quality and timeliness of services
- ┆ Promote the most effective and appropriate use of available services and facilities
- ┆ Determine if less expensive alternative care, services, or supplies are permissible
- ┆ Curtail misutilization practices of providers and members

PA requests are processed based on criteria established by the Wisconsin DHS (Department of Health Services).

Providers should not request PA for services that do not require PA simply to determine coverage or establish a reimbursement rate for a manually priced procedure code. Also, new technologies or procedures do not necessarily require PA. PA requests for services that do not require PA are typically returned to the provider. Providers having difficulties determining whether or not a service requires PA may call [Provider Services](#).

Topic #437

Referrals to Out-of-State Providers

PA (prior authorization) may be granted to out-of-state providers when nonemergency services are necessary to help a member attain or regain their health and ability to function independently. The PA request may be approved only when the services are not reasonably accessible to the member in Wisconsin.

Out-of-state providers are required to meet ForwardHealth's guidelines for PA approval. This includes sending PA requests, required attachments, and supporting documentation to ForwardHealth before the services are provided.

Note: Emergency services provided out-of-state do not require PA; however, claims for such services must include appropriate documentation (e.g., anesthesia report, medical record) to be considered for reimbursement. Providers are required to submit claims with supporting documentation on paper.

When a Wisconsin Medicaid provider refers a member to an out-of-state provider, the referring provider should instruct the out-of-state provider to go to the [Provider Enrollment Information home page](#) on the ForwardHealth Portal to complete a Medicaid Out-of-State Provider Enrollment Application.

All out-of-state nursing homes, regardless of location, are required to obtain PA for all services. All other out-of-state nonborder-status providers are required to obtain PA for all nonemergency services except for home dialysis supplies and equipment.

Topic #438

Reimbursement Not Guaranteed

Wisconsin Medicaid may decline to reimburse a provider for a service that has been prior authorized if one or more of the following program requirements is not met:

- | The service authorized on the approved PA (prior authorization) request is the service provided.
- | The service is provided within the grant and expiration dates on the approved PA request.
- | The member is eligible for the service on the date the service is provided.
- | The provider is enrolled in Wisconsin Medicaid on the date the service is provided.
- | The service is billed according to service-specific claim instructions.
- | The provider meets other program requirements.

Providers may not [collect payment](#) from a member for a service requiring PA under any of the following circumstances:

- | The provider failed to seek PA before the service was provided.
- | The service was provided before the PA grant date or after the PA expiration date.
- | The provider obtained PA but failed to meet other program requirements.
- | The service was provided before a decision was made, the member did not accept responsibility for the payment of the service before the service was provided, and the PA was denied.

There are [certain situations](#) when a provider may collect payment for services in which PA was denied.

Other Health Insurance Sources

Providers are encouraged, but not required, to request PA from ForwardHealth for covered services that require PA when members have other health insurance coverage. This is to allow payment by Wisconsin Medicaid for the services provided in the event that the other health insurance source denies or recoups payment for the service. If a service is provided before PA is obtained, ForwardHealth will not consider backdating a PA request solely to enable the provider to be reimbursed.

Topic #2457

Personal Care Services

Reimbursement will be allowed only for direct care or travel hours actually used, within rounding guidelines, even if the PA (prior authorization) allows for additional time.

Medicaid-enrolled home health/personal care agencies can bill for both home health and personal care services on the same claim form if the corresponding PA includes both PCW (personal care worker) and home health procedure codes.

Topic #3176

Requesting PRN Hours

PRN (pro re nata) (as needed) units may be requested when time is needed to accompany the member to medical appointments and for short duration episodes of acute need for services from a PCW (personal care worker).

Although the weekly and annual amounts allocated by the [PCST \(Personal Care Screening Tool, F-11133 \(08/2017\)\)](#) should be sufficient to meet the needs for weekly scheduled services from a PCW, there may be instances (such as a short term need) in which a deviation might occur in the member's weekly needs for services from a PCW. For the occasional deviation in the member's needs for services from a PCW, PRN units may be requested. The PCST allocates time for PRN when the screener indicates in the PCST both of the following:

- ┆ The member has a need for PRN services.
- ┆ The member has a need for a PCW to provide ADL (activities of daily living) services.

Requests for PRN should be recorded on a separate line of the [PA/RF \(Prior Authorization Request Form, F-11018 \(05/2013\)\)](#). The amount of PRN time allocated by the PCST (96 units per year) should be adequate to meet most annual PRN needs.

As required with any other PA request for PCW services, the submitted documentation should describe medically necessary covered personal care services, and that all informal supports (such as family and friends) have been exhausted. The reason for PRN units should be indicated on the physician's orders. Personal care worker service units authorized to be used PRN may be used only for services covered under Wis. Admin. Code §§ [DHS 107.112\(1\)\(b\)](#) and [\(2\)\(b\)](#). In addition, PRN units should be requested as a specific number of units over the length of the entire PA period.

Requesting Pro Re Nata Time on the Prior Authorization Request

Providers should take the following steps when making a request for PRN time:

1. Obtain a physician's order for PRN hours. Physician orders must be based on the member's weekly needs for scheduled PCW services and must indicate the circumstances in which the PRN hours may be used.
2. Indicate the annual PRN units being requested in Element 22 on the PA/RF (this would include PRN units for accompanying to medical appointments and PRN units for use when there is a deviation in the member's weekly needs for regularly scheduled PCW services).

If the annual number of PRN units being requested exceeds 96 units, ForwardHealth requires completed items to be included with the PA/RF:

- ┆ The POC (plan of care)
- ┆ The [Personal Care Addendum \(F-11136 \(10/2008\)\)](#) form
- ┆ Justification for the need for annual PRN to exceed 96 units

Amending for Additional Pro Re Nata Time

If the authorized PRN time is exhausted and more time is needed in the PA period to accompany the member to medical appointments or for short duration episodes of acute need, the provider may request additional PRN time by [requesting an amendment](#).

The physician orders and [Prior Authorization Amendment Request \(F-11042 \(07/2012\)\)](#) should be completed with sufficient detail for the nurse consultant to adjudicate the request. The type of detail needed is demonstrated in the following examples:

- ┆ Physician orders - Document in hours per year the additional PRN amount needed for the remaining months of the PA period.
- ┆ Justification and specific information - The specific information needed to adjudicate the request for more PRN will include the disciplines, dates, length of appointments already used, and how PRN time was used.

Providers are required to submit the appropriate paperwork when requesting an amendment to a current PA.

Documentation of Pro Re Nata Time in the Medical Record

BadgerCare Plus requires documentation of PRN units to be maintained in the medical record.

Topic #1268

Sources of Information

Providers should verify that they have the most current sources of information regarding PA (prior authorization). It is critical that providers and staff have access to these documents:

- ┆ Wisconsin Administrative Code: Chapters [DHS 101 through DHS 109](#) are the rules regarding Medicaid administration.
- ┆ Wisconsin Statutes: Sections [49.43 through 49.99](#) provide the legal framework for Wisconsin Medicaid.
- ┆ ForwardHealth Portal: The Portal gives the latest policy information for all providers, including information about Medicaid managed care enrollees.

Topic #812

Status Inquiries

Providers may inquire about the status of a PA (prior authorization) request through one of the following methods:

- ┆ Accessing [WiCall](#), ForwardHealth's AVR (Automated Voice Response) system
- ┆ Calling [Provider Services](#)

Providers should have the 10-digit PA number available when making inquiries.

Topic #3175

The 50-Hour Prior Authorization Threshold

In each calendar year, BadgerCare Plus allows a member to receive up to 50 hours of medically necessary personal care services in any combination of prior authorized or non-prior authorized hours. Once Wisconsin Medicaid has reimbursed 50 hours of personal care services or travel time in a calendar year, all subsequent hours must have PA (prior authorization). This is called the

50-hour PA threshold and allows sufficient time for a PA request to be processed and for providers to coordinate care if necessary. The 50-hour PA threshold is per member, **not** per provider.

Services That Count Toward the 50-Hour Prior Authorization Threshold

Services that count toward the 50-hour PA threshold include the following:

- ┆ All reimbursed PCW (personal care worker) and travel time services, whether or not the services have PA.
- ┆ The aggregate hours of PCW and travel time service for a member by all providers. Since it may be difficult for to determine if another provider has already provided care, providers are encouraged to obtain PA as soon as possible.

Example: A provider receives PA and begins providing personal care on January 1. If a claim is submitted in January for 50 hours and the provider subsequently submits a claim for 10 hours, the claim for 10 hours will be denied because the 50-hour PA threshold has already been met.

Services That Do Not Count Toward the 50-Hour Prior Authorization Threshold

Services that do not count toward the 50-hour PA threshold include the following:

- ┆ Personal care supervisory visits, which do not require PA.
- ┆ Home health services, such as home health aide services, which have separate PA requirements. Refer to the [Home Health service area](#) for these requirements.

Important Guidelines

The following are important guidelines regarding the 50-hour PA threshold:

- ┆ Once Medicaid has reimbursed 50 hours of personal care or travel time for a member in a calendar year, all subsequent personal care services require PA.
- ┆ ForwardHealth will not backdate a PA due to a provider's failure to monitor the number of hours of personal care provided.
- ┆ Claims for services beyond the 50-hour PA limit will be denied if there is no PA.
- ┆ Because the number of hours that can be provided before PA is required is limited, the provider should do the following:
 - ┆ Request PA for a member when the initial POC (plan of care) is completed.
 - ┆ Coordinate services with other agencies in situations of case sharing because services by all providers count toward the 50-hour limit.
 - ┆ Request subsequent PAs before the current PA expires to avoid a lapse in service. Renewal PAs will not be backdated.

Grant and Expiration Dates

Topic #439

Backdating

Backdating an initial PA (prior authorization) request or SOI (spell of illness) to a date prior to ForwardHealth's initial receipt of the request may be allowed in limited circumstances.

A request for backdating may be approved if all of the following conditions are met:

- ┆ The provider specifically requests backdating in writing on the PA or SOI request.
- ┆ The request includes clinical justification for beginning the service before PA or SOI was granted.
- ┆ The request is received by ForwardHealth within 14 calendar days of the start of the provision of services.

Topic #2071

Initial Requests

An initial PA request may be backdated up to 14 calendar days from the first date of receipt by ForwardHealth. For backdating to be authorized, both of the following criteria must be met:

- ┆ The provider specifically requests backdating in writing on the PA request.
- ┆ The request includes clinical justification for beginning the service before PA was granted.
- ┆ The request is received by ForwardHealth within 14 calendar days of the start of the provision of services.

Extraordinary Circumstances

In the following cases, a PA request **may** be backdated for more than 14 days:

- ┆ A court order or hearing decision requiring Wisconsin Medicaid coverage is attached to the PA request.
- ┆ The member is retroactively enrolled. (Indicate in Element 21 of the [PA/RF \(Prior Authorization Request Form, F-11018 \(05/2013\)\)](#) that the service was provided during a period of member retroactive enrollment. In Element 15, indicate the actual date the service was provided.)

Returned Requests

An initial PA request returned for additional information may be backdated 14 calendar days from the date it was initially received by ForwardHealth if the additional corrected information is returned with the original PA/RF.

Amendment Requests

PA amendment requests may be backdated 14 calendar days from the date of receipt by ForwardHealth if the request is for urgent situations in which medical necessity could not have been predicted.

Amendment requests may also be backdated to the grant date on the original PA request for the following two reasons:

- ┆ The amendment request is directly related to a modification of the original request **and** ForwardHealth receives the

amendment request within 14 days of the adjudication date on the original PA/RF.

- ┆ The amendment request results from an error on the original adjudication.

Denied Requests

Once a PA request has been denied, that PA number can no longer be used. A new PA number must be used with a new request. A new request following a denial may be backdated to the original date the denied request was received by ForwardHealth when all the following criteria are met:

- ┆ The earlier grant date is requested.
- ┆ The denied PA request is referred to in writing.
- ┆ The new PA request has information to justify approval.
- ┆ The request for reconsideration submitted with additional supporting documentation is received within 14 calendar days of the adjudication date on the original denied PA request.

Subsequent Requests Will Not Be Backdated

ForwardHealth will not backdate subsequent PA requests for continuation of ongoing services. To prevent a lapse in coverage, all subsequent PA requests must be received by ForwardHealth prior to the expiration date of the previous PA.

Topic #440

Expiration Date

The expiration (end) date of an approved or modified PA (prior authorization) request is the date through which services are prior authorized. PA requests are granted for varying periods of time. Expiration dates may vary and do not automatically expire at the end of the month or calendar year. In addition, providers may request a specific expiration date. Providers should carefully review all approved and modified PA requests and make note of the expiration dates.

Topic #441

Grant Date

The grant (start) date of an approved or modified PA (prior authorization) request is the first date in which services are prior authorized and will be reimbursed under this PA number. On a PA request, providers may request a specific date that they intend services to begin. If no grant date is requested or the grant date is illegible, the grant date will typically be the date the PA request was reviewed by ForwardHealth.

Topic #442

Renewal Requests

To prevent a lapse in coverage or reimbursement for ongoing services, all renewal PA (prior authorization) requests (that is, subsequent PA requests for ongoing services) must be received by ForwardHealth **prior to the expiration date** of the previous PA request. Each provider is solely responsible for the timely submission of PA request renewals. Renewal requests will not be backdated for continuation of ongoing services.

Plan of Care

Topic #2460

An Overview

According to Wis. Admin. Code § [DHS 107.112\(3\)\(b\)](#) the purpose of the POC (plan of care) is to:

- ┆ Provide necessary and appropriate services.
- ┆ Allow appropriate assignment of a PCW (personal care worker).
- ┆ Set standards for personal care activities.
- ┆ Give full consideration to the member's preferences for service arrangements and choice of PCWs.

The POC is developed by an RN (registered nurse) supervisor based on physician orders in collaboration with the member/family and is approved by the physician. The POC is based on a visit to the member's home and includes all of the following:

- ┆ A review and interpretation of the physician's orders
- ┆ Evaluation of the member's needs and preferences
- ┆ Assessment of the member's social and physical environment, including family involvement, living conditions, the member's level of functioning, and any pertinent cultural factors such as language
- ┆ The frequency and anticipated duration of service

Topic #1143

Physician Stamped Signatures

Under specific conditions, Wisconsin Medicaid accepts physicians' stamped signatures on physician orders and POC (plan of care), including attachments that are submitted with requests for PA (prior authorization).

The home care provider (NIP (nurses in independent practice), Home Health, Personal Care) is required to meet **both** of the following requirements before accepting a physician's stamped signature:

- ┆ Obtain a dated statement from the physician with the physician's original signature attesting that they are the only person who possesses the signature stamp and is the only person who uses it.
- ┆ Maintain the signed and dated physician statement in the home care provider's records.

Wisconsin Medicaid will consider a stamped signature invalid if these requirements are not met. Payments made by Wisconsin Medicaid to a home care provider that are based on physician orders, authorized PA requests, or POC stamped with an invalid or improperly used signature stamp will be **subject to recoupment**. These requirements are similar to those of the federal CMS (Centers for Medicare and Medicaid Services) for providers participating in Medicare.

Signature Stamp Security Awareness for Physicians

Physicians using a signature stamp should be aware that this method is much less secure than a handwritten signature, creating the potential for misuse or abuse of the stamp. The individual whose name is on the signature stamp is responsible for and attests to the authenticity of the information. Physicians should check with their attorneys and malpractice insurers in regard to the use of a signature stamp.

Topic #10577

Physician's Orders

When submitting PA (prior authorization) requests for PC (personal care), the provider is required to have first obtained physician orders (verbal or written as required) for PC services included in the POC (plan of care). Licensed and Medicare-enrolled home health agencies should refer to their licensing and certification requirements regarding physician orders.

Subsequent Requests for Prior Authorization

Subsequent requests for PC PA may be submitted to ForwardHealth before the provider obtains the signed and dated physician orders only if all of the following conditions are met:

- | The provider is requesting units in an amount equal to or less than the amount allocated by the [PCST \(Personal Care Screening Tool, F-11133 \(08/2017\)\)](#).
- | The provider requesting PA is currently authorized to provide PC services to the member.
- | The date ForwardHealth receives the new PA request is before the current PA for PC ends.
- | The member's needs for assistance with PC services are not changed and the selections on the PCST are the same selections as made on the PCST for the current PA.
- | The activities selected on the PCST for the current PA are in the current POC and are ordered by the physician.
- | The provider requesting PA assures the supervising RN (registered nurse) completes the tasks as required by the [Personal Care Prior Authorization Provider Acknowledgement \(F-11134 \(07/2012\)\)](#).

Submission Options

Topic #12597

278 Health Care Services Review — Request for Review and Response Transaction

Providers may request PA (prior authorization) electronically using the 278 (278 Health Care Services Review — Request for Review and Response) transaction, the standard electronic format for health care service PA requests.

Compliance Testing

Trading partners may conduct compliance testing for the 278 transaction.

After receiving an "accepted" 999 (999 Functional Acknowledgment) for a test 278 transaction, trading partners are required to call the [EDI \(Electronic Data Interchange\) Helpdesk](#) to request the production 278 transaction set be assigned to them.

Submitting Prior Authorization Requests

Submitting an initial PA request using the 278 transaction does not result in a real-time approval and cannot be used to request [PA for drugs](#) and [diabetic supplies](#).

After submitting a PA request via a 278 transaction, providers will receive a real-time response indicating whether the transaction is valid or invalid. If the transaction is invalid, the response will indicate the reject reason(s), and providers can correct and submit a new PA request using the 278 transaction. A real-time response indicating a valid 278 transaction will include a [PA number](#) and a pending status. The PA request will be placed in a status of "Pending - Fiscal Agent Review."

The 278 transaction does not allow providers to submit [supporting clinical information](#) as required to adjudicate the PA request.

Trading partners cannot submit the 278 transaction through PES (Provider Electronic Solutions). In order to submit the 278 transaction, trading partners will need to use their own software or contract with a software vendor.

Topic #455

Fax

Faxing of all PA (prior authorization) requests to ForwardHealth may eliminate one to three days of mail time. The following are recommendations to avoid delays when faxing PA requests:

- ▮ Providers should follow the PA fax procedures.
- ▮ Providers should **not** fax the same PA request more than once.
- ▮ Providers should **not** fax **and** mail the same PA request. This causes delays in processing.

PA requests containing X-rays, dental molds, or photos as documentation must be mailed; they may not be faxed.

To help safeguard the confidentiality of member health care records, providers should include a fax transmittal form containing a confidentiality statement as a cover sheet to all faxed PA requests. The [Prior Authorization Fax Cover Sheet \(F-01176\)](#)

[\(09/2022\)\)](#) includes a confidentiality statement and may be photocopied.

Providers are encouraged to retain copies of all PA requests and supporting documentation before submitting them to ForwardHealth.

Prior Authorization Fax Procedures

Providers may fax PA requests to ForwardHealth at 608-221-8616. PA requests sent to any fax number other than 608-221-8616 may result in processing delays.

When faxing PA requests to ForwardHealth, providers should follow the guidelines/procedures listed below.

Fax Transmittal Cover Sheet

The completed fax transmittal cover sheet must include the following:

- | Date of the fax transmission
- | Number of pages, including the cover sheet (The ForwardHealth fax clerk will contact the provider by fax or telephone if all the pages do not transmit.)
- | Provider contact person and telephone number (The ForwardHealth fax clerk may contact the provider with any questions about the fax transmission.)
- | Provider number
- | Fax telephone number to which ForwardHealth may send its adjudication decision
- | To: "ForwardHealth Prior Authorization"
- | ForwardHealth's fax number at 608-221-8616 (PA requests sent to any other fax number may result in processing delays.)
- | ForwardHealth's telephone numbers

For specific PA questions, providers should call [Provider Services](#).

Incomplete Fax Transmissions

If the pages listed on the initial cover sheet do not all transmit (i.e., pages stuck together, the fax machine has jammed, or some other error has stopped the fax transmission), or if the PA request is missing information, providers will receive the following by fax from the ForwardHealth fax clerk:

- | A cover sheet explaining why the PA request is being returned
- | Part or all of the original incomplete fax that ForwardHealth received

If a PA request is returned to the provider due to faxing problems, providers should do the following:

- | Attach a completed cover sheet with the number of pages of the fax.
- | Resend the entire original fax transmission and the additional information requested by the fax clerk to 608-221-8616.

General Guidelines

When faxing information to ForwardHealth, providers should not reduce the size of the [PA/RF \(Prior Authorization Request Form, F-11018 \(05/2013\)\)](#) or the [PA/HIAS1 \(Prior Authorization for Hearing Instrument and Audiological Services 1, F-11020 \(05/13\)\)](#) to fit on the bottom half of the cover page. This makes the PA request difficult to read and leaves no space for consultants to write a response if needed or to sign the request.

If a photocopy of the original PA request and attachments is faxed, the provider should make sure these copies are clear and legible. If the information is not clear, it will be returned to the provider.

If the provider does not indicate his or her fax number, ForwardHealth will mail the decision back to the provider.

ForwardHealth will attempt to fax a response to the PA request to a provider three times. If unsuccessful, the PA request will be mailed to the provider.

If providers are not sure if an entire fax was sent, they should call ForwardHealth's fax clerk at 608-224-6124, to inquire about the status of the fax.

Prior Authorization Request Deadlines

Faxing a PA request eliminates one to three days of mail time. However, the adjudication time of the PA request has not changed. All actions regarding PA requests are made within the [predetermined time frames](#).

Faxed PA requests received after 1:00 p.m. will be considered as received the following business day. Faxed PA requests received on a Saturday, Sunday, or holiday will be processed on the next business day.

Avoid Duplicating Prior Authorization Requests

After faxing a PA request, providers should not send the original paperwork by mail. Mailing the original paperwork after faxing the PA request will create duplicate PA requests in the system and may result in a delay of several days to process the faxed PA request.

Refaxing a PA request before the previous PA request has been returned will also create duplicate PA requests and may result in delays.

Response Back from ForwardHealth

Once ForwardHealth reviews a PA request, ForwardHealth will fax one of three responses back to the provider:

- 1 "Your approved, modified, or denied PA request(s) is attached."
- 1 "Your PA request(s) requires additional information (see attached). Resubmit the entire PA request, including the attachments, with the requested additional information."
- 1 "Your PA request(s) has missing pages and/or is illegible (see attached). Resubmit the entire PA request, including the attachments."

Resubmitting Prior Authorization Requests

When resubmitting a faxed PA request, providers are required to resubmit the faxed copy of the PA request, including attachments. This will allow the provider to obtain the earliest possible grant date for the PA request (apart from backdating for retroactive enrollment). If any attachments or additional information that was requested is received without the rest of the PA request, the information will be returned to the provider.

Topic #458

ForwardHealth Portal Prior Authorization

Providers can use the PA (prior authorization) features on the ForwardHealth Portal to do the following:

- 1 Submit PA requests and amendments for all services that require PA.
- 1 View or maintain a PA collaboration (for certain services only).
- 1 Save a partially completed PA request and return at a later time to finish completing it.

- | Submit a letter seeking to extend an incomplete PA request.
- | Upload PA attachments and additional supporting clinical documentation for PA requests.
- | [Receive](#) decision notice letters and returned provider review letters.
- | [Correct](#) returned PA requests and PA amendment requests.
- | Change the status of a PA request from "Suspended" to "Pending."
- | Submit additional supporting documentation for a PA request that is in "Suspended" or "Pending" status.
- | [Search and view](#) previously submitted PA requests or saved PA requests.
- | Print a PA cover sheet.

Submitting PA Requests and Amendment Requests

Providers can submit PA requests for all services that require PA to ForwardHealth via the secure Provider area of the Portal. To save time, providers can copy and paste information from plans of care and other medical documentation into the appropriate fields on the PA request. Except for those providers exempt from NPI (National Provider Identifier) requirements, NPI and related data are required on PA requests submitted via the Portal.

When completing PA attachments on the Portal, providers can take advantage of an Additional Information field at the end of the PA attachment that holds up to five pages of text that may be needed.

Providers may also submit amendment requests via the Portal for PA requests with a status of "Approved" or "Approved with Modifications."

View or Maintain a PA Collaboration (for Certain Services Only)

A **PA collaborative** will link two or more PA requests for the same member together so providers can easily see and maintain them. Providers may collaborate on PA request submissions and amendments that are submitted for certain services through the Portal.

Any of the following provider types may [initiate or add a PA request to a collaborative](#):

- | Physical therapists
- | Occupational therapists
- | Speech-language pathologists
- | Home health agencies
- | Personal care agencies

PA requests and amendments will continue to be reviewed individually, regardless of whether they are part of a PA collaborative or not. The denial or modification of one PA request will **not** impact other PA requests in the same collaborative.

Saving Partially Completed PA Requests

Providers do not have to complete PA requests in one session; they can save partially completed PA requests at any point after the Member Information page has been completed by clicking on the Save and Complete Later button, which is at the bottom of each page. There is no limit to how many times PA requests can be saved.

Providers can complete partially saved PA requests at a later time by logging in to the secure Provider area of the Portal, navigating to the Prior Authorization home page, and clicking on the Complete a Saved PA Request link. This link takes the provider to a Saved PA Requests page containing all of the provider's PA requests that have been saved.

Once on the Saved PA Requests page, providers can select a specific PA request and choose to either continue completing it or delete it.

Note: The ability to save partially completed PA requests is only applicable to new PA requests. Providers cannot save partially completed PA amendments or corrections to returned PA requests or amendments.

30 Calendar Days to Submit or Re-Save PA Requests

Providers must submit or re-save PA requests within 30 calendar days of the date the PA request was last saved. After 30 calendar days of inactivity, a PA request is automatically deleted, and the provider has to re-enter the entire PA request.

The Saved PA Requests page includes a list of deleted PA requests. This list is for information purposes only and includes saved PA requests that have been deleted due to inactivity (it does **not** include PA requests deleted by the provider). Neither providers nor ForwardHealth are able to retrieve PA requests that have been deleted.

Extending PA Requests

If a provider needs more than 30 days to submit the requested information, providers can request an extension by submitting a letter that explains why more time is needed to gather and submit the additional information requested. The letter seeking an extension must be submitted within the initial 30 calendar days of receiving the returned provider review letter.

Instructions for how to submit the letter can be found in the [ForwardHealth Provider Portal Prior Authorization User Guide](#). If a provider wants to submit the letter via mail or fax, the provider must ensure it is received within the 30 days. While mailed or faxed letters are accepted, providers are encouraged to submit the letter via electronic upload.

Providers will be notified in a manner similar to how they submitted their letter, and the new deadline will be included in that notification. Providers who mail their submissions will receive a notification in the mail. Providers who electronically upload their submission will receive a notification in the ForwardHealth portal, etc.

Submitting Completed PA Requests

ForwardHealth's initial receipt of a PA request occurs when the PA request is submitted on the Portal. Normal backdating policy applies based on the date of initial receipt, not on the last saved date. Providers receive a confirmation of receipt along with a PA number once a PA request is submitted on the Portal.

PA Attachments on the Portal

Almost all PA request attachments can be completed and submitted on the Portal. When providers are completing PA requests, the Portal presents the necessary attachments needed for that PA request. For example, if a physician is completing a PA request for physician-administered drugs, the Portal will prompt a [PA/PAD \(Prior Authorization/Physician-Administered Drug Attachment, F-11034 \(07/2022\)\)](#) and display the form for the provider to complete. Certain PA attachments cannot be completed online or uploaded.

Providers may also upload an electronically completed version of the paper PA attachment form. However, when submitting a PA attachment electronically, ForwardHealth recommends completing the PA attachment online as opposed to uploading an electronically completed version of the paper attachment form to reduce the chances of the PA request being returned for clerical errors.

All PA request attachment forms are available on the Portal to download and print to submit by fax or mail.

Providers may also choose to submit their PA request on the Portal and mail or fax the PA attachment(s) and/or additional supporting documentation to ForwardHealth. If the PA attachment(s) are mailed or faxed, a system-generated [Portal PA Cover Sheet \(F-11159 \(07/12\)\)](#) must be printed and sent with the attachment to ForwardHealth for processing. Providers must list the attachment(s) on the Portal PA Cover Sheet. When ForwardHealth receives the PA attachment(s) by mail or fax, they will be matched up with the [PA/RF \(Prior Authorization Request Form, F-11018 \(05/2013\)\)](#) that was completed on the Portal.

Note: If the cover sheet could not be generated while submitting the PA request due to technical difficulties, providers can print the cover sheet from the main Portal PA page.

Before submitting any PA request documents, providers should save or print a copy for their records. Once the PA request is submitted, it cannot be retrieved for further editing.

As a reminder, ForwardHealth does not mail back any PA request documents submitted by providers.

Additional Supporting Clinical Documentation

ForwardHealth accepts additional supporting clinical documentation when the information cannot be indicated on the required PA request forms and is pertinent for processing the PA request or PA amendment request. Providers have the following options for submitting additional supporting clinical information for PA requests or PA amendment requests:

- | Upload electronically
- | Mail
- | Fax

Providers can choose to upload electronic supporting information through the Portal in the following formats:

- | JPEG (Joint Photographic Experts Group) (.jpg or .jpeg)
- | PDF (.pdf)
- | Rich Text Format (.rtf)
- | Text File (.txt)
- | OrthoCAD (.3dm) (for dental providers)

JPEG files must be stored with a ".jpg" or ".jpeg" extension; text files must be stored with a ".txt" extension; rich text format files must be stored with an ".rtf" extension; and PDF files must be stored with a ".pdf" extension. Dental OrthoCAD files are stored with a ".3dm" extension.

Microsoft Word files (.docx or .doc) cannot be uploaded but can be saved and uploaded in Rich Text Format or Text File formats.

In addition, providers can also upload additional supporting clinical documentation via the Portal when:

- | Correcting a PA request or PA amendment request that is in a "Returned — Provider Review" status.
- | Submitting a PA amendment request.

If submitting supporting clinical information via mail or fax, providers are prompted to print a system-generated Portal PA Cover Sheet to be sent with the information to ForwardHealth for processing. Providers must list the additional supporting information on the Portal PA Cover Sheet.

ForwardHealth will return PA requests and PA amendments requests when the additional documentation could have been indicated on the PA/RF and PA attachments or when the pertinent information is difficult to find.

"Suspended" PA Requests

For PA requests in a "Suspended" status, the provider has the option to:

- | Change a PA request status from "Suspended" to "Pending."
- | Submit additional documentation for a PA request that is in "Suspended" or "Pending" status.

Changing a PA Request From "Suspended" to "Pending"

The provider has the option of changing a PA request status from "Suspended — Provider Sending Info" to "Pending" if the provider determines that additional information will not be submitted. Changing the status from "Suspended — Provider Sending Info" to "Pending" will allow the PA request to be processed without waiting for additional information to be submitted. The provider can change the status by searching for the suspended PA request, checking the box indicating that the PA request is ready for processing without additional documentation, and clicking the Submit button to allow the PA request to be processed by ForwardHealth. There is an optional free form text box, which allows providers to explain or comment on why the PA request can be processed.

Submitting Additional Supporting Clinical Documentation for a PA Request in "Suspended" or "Pending" Status

There is an Upload Documents for a PA link on the PA home page in the provider secured Home Page. By selecting that link, providers have the option of submitting additional supporting clinical documentation for a PA request that is in "Suspended" or "Pending" status. When submitting additional supporting clinical documentation for a PA request that is in "Suspended" status, providers can choose to have ForwardHealth begin processing the PA request or to keep the PA request suspended. PA requests in a "Pending" status are processed regardless.

Note: When the PA request is in a "Pending" status and the provider uploads additional supporting clinical documentation, there may be up to a four-hour delay before the documentation is available to ForwardHealth in the system. If the uploaded information was received after the PA request was processed and the PA request was returned for missing information, the provider may resubmit the PA request stating that the missing information was already uploaded.

Topic #22398

Submitting PA Requests for Personal Care Through the Portal for Real-Time Review and Approval

PA requests for process type 121 (personal care) for members age 21 and older that are submitted through the ForwardHealth Portal may be granted real-time review and approval.

In **real-time review** on the Portal, when the PA request is submitted, it is either approved at the point of submission or sent to a consultant for manual review. PA requests are not denied during real-time review. PA requests for personal care may receive real-time PA review and approval through the Portal if all of the applicable PA criteria are met. In accordance with Wis. Admin Code § DHS [107.02\(3\)](#), there may be instances in which a provider or member is not eligible for real-time PA review and approval, in which case the provider will be notified that the PA request will be manually reviewed by a consultant. PA requests may be denied during manual review if PA approval criteria are not met.

To be eligible for real-time review and approval, all [documentation](#) for the PA request must be submitted through the Portal. Once a provider receives confirmation of real-time approval for a PA request for personal care through the Portal, no further action is necessary to complete the PA request.

Criteria that must be met for a PA request to proceed with real-time review and approval include:

- ┆ The member's age as of the start date on the PA request is **at least 21 years old**.
- ┆ The PA request is not backdated.
- ┆ The PA requested start date is not within the member's hospice lock-in dates, if applicable.
- ┆ The PA request is submitted with HCPCS (Healthcare Common Procedure Coding System) procedure code T1019 (Personal care services, per 15 minutes, not for an inpatient or resident of a hospital, nursing facility, ICF/MR or IMD, part of the individualized plan of treatment [code may not be used to identify services provided by home health aide or certified nurse assistant]).

- | The only allowable modifier for procedure code T1019 is U3 (Travel time).
- | The maximum number of consecutive weeks requested for procedure code T1019 is 53.
- | The maximum number of travel time units is 28.
- | The member does not have a personal care PA within the past two years that has been denied or approved with modifications.

If these criteria are not met when completing the PA request on the Portal, the PA request will be directed to the standard PA submission process.

These are examples of situations that would make a PA request for personal care ineligible for real-time PA review:

- | Required fields on PA forms are not completed.
- | Required PA attachments are not submitted.
- | The PA request does not meet the criteria for real-time PA review.
- | The member is not eligible due to age or effective eligibility dates.

Topic #456

Mail

Any type of PA (prior authorization) request may be submitted on paper. Providers may mail completed PA requests, amendments to PA requests, and requests to enddate a PA request to ForwardHealth at the following address:

ForwardHealth
Prior Authorization
Ste 88
313 Blettner Blvd
Madison WI 53784

Providers are encouraged to retain copies of all PA requests and supporting documentation before submitting them to ForwardHealth.

Topic #22417

Prior Authorization Collaboratives

A **PA (prior authorization) collaborative** will link two or more PA requests for the same member together so providers can easily see and maintain them.

Any of the following provider types may initiate or add a PA request to a collaborative:

- | Physical therapists
- | Occupational therapists
- | Speech-language pathologists
- | Home health agencies
- | Personal care agencies

A provider can indicate their PA request is part of a PA collaborative when submitting their request through the ForwardHealth Portal.

Submissions to PA Collaboratives on the Portal

Providers can submit a PA request as part of a new or existing collaborative on the Portal. The Portal will then assign a nine-digit ID number that the initiating provider can share with collaborating providers. The collaborating providers will use the collaborative ID number to associate their own PA request with the collaborative.

PA collaboratives are available for the following process types for PA requests submitted through the Portal:

- | 111–PT (physical therapy)
- | 112–OT (occupational therapy)
- | 113–SLP (speech and language pathology)
- | 114–SOI (spell of illness) for PT
- | 115–SOI for OT
- | 116–SOI for SLP
- | 120–Home care
- | 120–Home health therapy
- | 121–Personal care services

Note: Providers that select process type 120 for private duty nursing or process type 142 for behavioral treatment should select None in the Provider Collaboration section of the Initial Information panel when submitting their PA requests through the Portal. If a provider selects New Collaborative or Existing Collaborative in the Provider Collaboration section of the Initial Information panel, ForwardHealth will return the PA request to the provider to resubmit.

After successfully submitting a PA request to a PA collaborative, providers can view all PA requests within it. Through the PA Collaboration panel on the Portal, providers have the option to attest that the PA should remain in the collaborative or they may choose to opt out of the collaborative.

PA requests and amendments will continue to be reviewed individually, regardless of whether they are part of a PA collaborative or not. The denial or modification of one PA request will **not** impact other PA requests in the same collaborative.

Providers can remove their own PA requests without ending the collaborative if two or more PA requests remain in the collaborative.

All PA requests in a PA collaborative must have start and end dates within the date range of the PA collaborative. If only one PA request remains in the collaborative, the provider must opt out of the collaborative to submit their PA request independently, unless another PA request is added. Providers should refer to the [ForwardHealth Provider Portal Prior Authorization User Guide](#) for step-by-step instructions on navigating the Portal for PA collaboratives.

If a provider submits a PA request to be added to an existing PA collaborative, but the collaborative has already been submitted through the Portal, then the provider will get the following message displayed on their screen:

"The Collaborative ID has been submitted and additional PAs may not be added in the WIPortal. Please use the PA Amendment Process to have the PA added to the PA Collaborative ID."

Real-Time Review and Approval Not Available for PA Collaboratives

Certain [PT, OT, and SLP](#), and [personal care](#) services are able to access real-time PA review. At this time, the real-time PA review is **not** available for PA collaboratives or the PAs they contain.

Personal Care Screening Tool

Topic #3165

A Web-Based Personal Care Screening Tool Resulting in Insufficient Units

When the personal care screener correctly completes the [PCST \(Personal Care Screening Tool, F-11133 \(08/2017\)\)](#), the PCST allocates time for medically necessary tasks in amounts that should be sufficient for a PCW (personal care worker) to complete the tasks. If after the PCST is completed the RN (registered nurse) determines that an insufficient number of units have been allocated for the member's personal care services, the RN should identify the factors present to justify a greater allocation of units than that computed by the PCST.

When zero units are allocated, the member might not qualify for personal care services, or the RN may determine that there are factors present to justify units of personal care services.

If an RN determines that a greater allocation of units is justified for the member and the provider requests PA (prior authorization) for more units than computed by the PCST, ForwardHealth requires providers to submit the following:

- | [PA/RF \(Prior Authorization Request Form, F-11018 \(05/2013\)\)](#)
- | [Personal Care Prior Authorization Provider Acknowledgement \(F-11134 \(07/2012\)\)](#) form
- | A copy of the Full PCST report, including the Summary Sheet
- | [Personal Care Addendum \(F-11136 \(10/2008\)\)](#) form
- | The POC (plan of care)
- | Supporting documentation, as directed in the PCST instructions

The PA/RF should include the following information listed separately:

- | The number of weekly and annual units requested
- | If needed, the number of annual PRN (pro re nata) units requested
- | If needed, the number of weekly and annual units requested for travel time

Note: When the provider wants to communicate more information to ForwardHealth than the web-based PCST comment section can hold, the provider may include the additional information with the addendum. The provider should not submit the paper PCST with the PA request.

ForwardHealth will adjudicate the PA request and notify the provider of the number of authorized units on the adjudicated PA request.

Topic #4621

Allocation Based on Frequencies Indicated in the Personal Care Screening Tool

The [PCST \(Personal Care Screening Tool, F-11133 \(08/2017\)\)](#) instructions require the provider to indicate the frequency a PCW (personal care worker) will be providing the service-specific activity. When BadgerCare Plus authorizes the number of

units/week as allocated by the PCST, the provider may not use all the units without providing the services as frequently as was indicated on the PCST.

Providers should use the [Personal Care Activity Time Allocation Table](#) to assist in prorating time for the services when services are provided less frequently than indicated on the PCST. The table does not include the time added when more time is requested due to the member's medical condition or behaviors that make it more time consuming for the PCW to complete the assigned task. If "yes" is checked in Elements 31, 32, or 33 (with "Yes" for interventions) of the PCST, the total time for ADL (activities of daily living) and MOTs (medically oriented tasks) is multiplied by a factor of 1.25.

Also, if ADL and MOT services are provided less frequently than the documentation indicates, the time for services incidental to ADL and MOTs should be reduced proportionately.

Personal Care Activity Time Allocation Table

Activity	Response Selected	*Time (in Minutes)	Max/Day Frequencies	Max/Week Frequencies	Limitations
Bathing	A, B, and F	0	1	7	Allowed when the only service provided is bathing.
	C, D, and E	30	1	7	
	C, D, and E	60	1	7	
Dressing – Upper	A, B, and F	0	2	7	
	C, D and E	10	2	7	
Dressing – Lower	A, B, and F	0	2	7	
	C, D and E	10	2	7	
Placement of Prostheses	Yes	10	1	7	Time allocated includes the placement and the removal of prosthetic items.
Grooming	A, B, and G	0	2	7	
	D	5	2	7	
	C, E, and F	15	2	7	
Eating	0, A, B, and H	0	3	7	
	C	5	3	7	
	D, E, F, and G	20	3	7	
Mobility	0, A, B, and E	0	1	7	
	C, D	20	1	7	
Toileting	A, B, and G	0	0	7	Regardless of the combination of selections and frequencies, the daily maximum is 90 minutes.
	C and D	10	0-9	7	
	E	15	0-6	7	
	F	5	0-18	7	
Transfers	A, B, G, and F	0	1	7	Maximum daily allocation. This daily amount is in addition to time allocated for transfers with bathing and toileting.
	C and D	30	1	7	
	E	45	1	7	
Medication Assistance	0, A, B, and C	0	6	7	
	D	5	6	7	
Glucometer Readings	Yes	5	4	7	
Skin Care	Yes	5	2	7	
Catheter Site Care	Yes	5	2	7	
G-Tube Site Care	Yes	5	2	7	
Complex Positioning	Yes	5	6	7	

**This version of Personal Care Activity Time Allocation Table applies to allocations calculated after February 4, 2011, and completed using PCST Instructions F-11133A (01/11).*

Topic #3174

An Overview of the Personal Care Screening Tool

The [PCST \(Personal Care Screening Tool, F-11133 \(08/2017\)\)](#) was developed to assist providers in determining the number of units to request for PA (prior authorization) of medically necessary personal care services that are to be provided by a PCW (personal care worker).

Providers may choose to complete either the web-based or paper PCST. Either format may be used for a member who requires personal care services. Providers are to use the PCST instructions with the revision date of 01/11 for screen allocations calculated after February 4, 2011.

The PCST should be completed based on the member's needs for medically necessary personal care services provided in the member's home by a PCW. The frequencies indicated on the PCST should reflect the frequencies per week the agency providing personal care services will provide and should match the frequencies on the [PA/RF \(Prior Authorization Request Form, F-11018 \(05/2013\)\)](#), physician orders, and the POC (plan of care).

The PCST allocates weekly and annual units based on the information the screener enters into the tool. When the provider requests PA for personal care services, BadgerCare Plus will not authorize units that are requested in excess of what the PCST allocates without sufficient additional documentation. The PCST increases the amount allocated if the screener indicates that the member exhibits behavior(s) more than once per week that make the ADL (activities of daily living) and MOTs (medically oriented tasks) more time consuming for the PCW to complete. The PCST also increases the amount if the screener indicates that the member has a rare medical condition that makes the ADL and MOTs more time consuming for the PCW to complete. For those occasional deviations when the member's condition requires more time to complete the tasks in the week, the provider should make use of the authorized PRN units.

Providers may contact [Provider Services](#) with questions about the PCST.

Web-Based Personal Care Screening Tool

By completing the web-based version of the PCST, providers can determine the maximum number of units of personal care services that may be authorized without submitting additional supporting clinical documentation. The PCST Summary Sheet displays the number of units allocated and information pertinent to the determination.

Providers are encouraged to utilize the web-based version to **immediately** identify the number of units that may be indicated on the PA request. Providers who have been granted user access may access the web-based PCST.

Paper Personal Care Screening Tool

Providers may choose to complete the paper PCST rather than using the web-based PCST. To avoid delays, providers are required to enter information on the paper form for all required elements as stated in the completion instructions. After BadgerCare Plus receives the paper PCST with the provider's PA request, BadgerCare Plus will enter the PCST data into the web-based PCST for the provider. The authorized number of units will then be communicated back to the provider on the PA/RF when the request is adjudicated.

Topic #3173

Authorized Screeners

Only an agency-designated RN (registered nurse) or authorized [LTCFS \(Long Term Care Functional Screen\)](#) screener may complete the [PCST \(Personal Care Screening Tool, F-11133 \(08/2017\)\)](#). For an individual other than an RN to become an authorized PCST screener, the screener should meet all the following requirements:

- ┆ Be authorized to complete the PCST by the agency authorized to complete the LTCFS.
- ┆ Be a DMS (Division of Medicaid Services)-certified LTCFS screener.

Topic #3171

Completing the Paper Personal Care Screening Tool

Requesting Zero Units

When requesting PA (prior authorization) for personal care services and using the paper [PCST \(Personal Care Screening Tool, F-11133 \(08/2017\)\)](#) form, the basic steps to complete include the following:

1. The agency-designated RN (registered nurse) or authorized [LTC FS \(Long Term Care Functional Screen\)](#) screener completes all information requested on the paper PCST. (To avoid delays in processing, the agency-designated RN or authorized LTC FS screener should respond to all required elements as stated in the completion instructions.)
2. The provider completes the following documentation:
 - ┆ [PA/RF \(Prior Authorization Request Form, F-11018 \(05/2013\)\)](#)
 - ┆ [Personal Care Prior Authorization Provider Acknowledgement \(F-11134 \(07/2012\)\)](#) form
3. The provider submits all of the above documentation to ForwardHealth.

The PA/RF should include the following information listed separately:

- ┆ Zero weekly and annual units of PC services
- ┆ If needed, zero annual units of PRN (pro re nata)
- ┆ If needed, the number of weekly and annual units requested for travel time

ForwardHealth will enter the information from the paper PCST into the web-based PCST and adjudicate the PA according to the number of personal care units allocated by the web-based PCST. ForwardHealth will notify the provider of the number of authorized units and include a copy of the Full PCST when the adjudicated PA request is returned to the provider.

If, after the PA is adjudicated and returned to the provider, the RN determines that a greater number of units than those authorized are justified for the member, the provider may complete a [Prior Authorization Amendment Request \(F-11042 \(07/2012\)\)](#) form to amend an approved PA.

Topic #3172

Completing the Paper Personal Care Screening Tool with Additional Documentation

Requesting a Quantity Greater Than Zero

When requesting PA (prior authorization) for personal care services using the paper [PCST \(Personal Care Screening Tool, F-11133 \(08/2017\)\)](#) and if requesting a specific quantity of units greater than zero, the basic steps to complete include the following:

1. The agency-designated RN (registered nurse) or authorized [LTC FS \(Long Term Care Functional Screener\)](#) completes all information requested on the paper PCST. (To avoid delays in processing, the agency-designated RN or authorized LTC FS screener should respond to all required elements as stated in the completion instructions.)
2. The provider completes the following documentation:
 - ┆ [PA/RF \(Prior Authorization Request Form, F-11018 \(05/2013\)\)](#)

- | [Personal Care Prior Authorization Provider Acknowledgement \(F-11134 \(07/2012\)\)](#) form
 - | [Personal Care Addendum \(F-11136 \(10/2008\)\)](#) form
 - | POC (plan of care)
 - | Supporting documentation, as directed in the PCST instructions
- 3. The provider submits all of the prior documentation to ForwardHealth.

The PA/RF should include the following information listed separately:

- | The number of weekly and annual units requested
- | If needed, the number of annual PRN (pro re nata) units requested
- | If needed, the number of weekly and annual units requested for travel time

ForwardHealth will enter the information from the paper PCST into the web-based PCST and adjudicate the PA. The documentation submitted is used to adjudicate the PA when the provider requests a number of units in excess of the number of units the web-based PCST allocates. ForwardHealth will notify the provider of the number of authorized units and include a copy of the Full PCST when the adjudicated PA is sent to the provider.

Topic #3170

Completing the Web-Based Personal Care Screening Tool

Two entry paths exist to complete the [PCST \(Personal Care Screening Tool, F-11133 \(08/2017\)\)](#), "Screen" and "Edit Screen." Each path is designated for specific purposes.

The screener may select "Screen" for any of the following purposes:

- | To enter information about a new applicant that previously has not been screened for personal care services
- | To enter information as a result of a long-term change in the member's condition **and** based on a face-to-face visit in the member's home
- | To complete the PCST in order to request PA (prior authorization) for personal care services for a subsequent PA period

The screener may select "Edit Screen" for any of the following purposes:

- | To **correct** information entered for the "Initial screen"
- | To change medical insurance information
- | To update "optional" fields

Personal Care Screening Tool Instructions

The PCST instructions are abbreviated in the web-based PCST application prompts. Screeners should be familiar with the PCST instructions and should not rely solely on the prompts provided with the web-based PCST. Before beginning the web-based PCST, the screener is instructed to read the following message on the Basic Information page of the web-based PCST:

The web-based PCST contains language that is abbreviated from the paper PCST. Instructions for the PCST provide guidance to the authorized screener responding to questions in the paper and the web-based PCST formats. Regardless of the PCST format (paper or web-based) screeners must adhere to the [PCST Completion Instructions \(F-11133A \(08/2017\)\)](#) when completing the PCST.

By completing the web-based PCST, you are acknowledging that you have read the above, understand the limitations of the web-based PCST, and agree to the use of the PCST subject to the above terms.

When requesting PA for personal care services using the web-based PCST, the basic steps include the following:

The agency-designated RN (registered nurse) or authorized LTC FS (Long Term Care Functional Screen) completes all information requested on the PCST and prints the Full PCST Report.

- 1 The provider completes the following documentation:
 - 1 [PA/RF \(Prior Authorization Request Form, F-11018 \(05/2013\)\)](#).
 - 1 [Personal Care Prior Authorization Provider Acknowledgement \(F-11134 \(07/2012\)\)](#).
- 1 The provider submits all documentation to ForwardHealth including a copy of the PCST Report Summary Sheet.
- 1 ForwardHealth adjudicates the PA request.
- 1 The provider is notified of the number of authorized units on the adjudicated PA request.

The PA/RF should include the following information listed separately:

- 1 The number of weekly and annual units equal to or less than the number of weekly and annual units allocated by the PCST
- 1 If needed, the number of PRN (pro re nata) units equal to or less than the number of annual units allocated by the PCST
- 1 If needed, the number of weekly and annual units requested for travel time

Topic #3169

Components Requiring Manual Review

The [PCST \(Personal Care Screening Tool, F-11133 \(08/2017\)\)](#) does not allocate time in the following situations:

- 1 The medically oriented tasks listed in Part III of the MOTs (Medically Oriented Tasks) section (Element 29) are marked on the PCST.
- 1 The "age appropriate" response is selected in the ADL (Activities of Daily Living) section. (Typically, children ages five and younger require the assistance of an adult to complete many ADL.)

When requesting more units than the PCST allocated, the provider is required to submit the [Personal Care Addendum \(F-11136 \(10/2008\)\)](#) form, the POC (plan of care), and other supporting documentation, as directed in the PCST Completion Instructions.

Medically Oriented Tasks

When MOTs listed in Part III of the MOTs section are identified on the PCST, nurse consultants adjudicate the PA (prior authorization) requests based on [PA/RF \(Prior Authorization Request Form, F-11018 \(05/2013\)\)](#), full PCST, and other information required to be submitted. A nurse consultant manual review of the PA request will be required only when the total amount of time computed by the PCST is insufficient for a PCW (personal care worker) to provide the delegated tasks identified and additional time is being requested for those delegated tasks.

Age-Appropriate Assistance

The provider may request more units when the age appropriate response is selected if the RN (registered nurse) determines the task requires more assistance than an adult would typically provide to a child that age and the PCST allocated an insufficient number of units to meet the member's weekly needs for PCW services. When requesting more units than the PCST allocated, providers are required to indicate the reason that more assistance is needed in the comment section for that ADL and submit the Personal Care Addendum (including the POC).

Topic #3708

Correcting Errors Entered into the Personal Care Screening Tool

The provider may correct errors in the information entered into the [PCST \(Personal Care Screening Tool, F-11133 \(08/2017\)\)](#).

When completing the web-based PCST, screeners are cautioned against using the computer's mouse scroll function. Using the scroll function may change the selections in the drop-down menus. Before calculating the allocation, the screener should carefully review the selections for each element in the PCST.

With limited exceptions, ForwardHealth expects that once the screener becomes familiar with the PCST, the screener will not have to edit the screen after the allocation is determined and before the PA (prior authorization) request is submitted for adjudication. The screener is encouraged to review PCST responses **before** proceeding to the allocation screen.

ForwardHealth has the ability to monitor screen editing activities.

Correcting the Personal Care Screening Tool After Prior Authorization Has Been Adjudicated

If the provider discovers that they have entered an incorrect response into the PCST after submitting the PA request, they should [edit the screen](#) and compare the amount that is allocated after the PCST screen is edited to the amount that was prior authorized. The provider's actions depend on the results of the comparison.

When the prior authorized amount is **less than** the amount of the revised allocation, then the provider may send in an amendment request only if more time is needed than has been authorized.

When the prior authorized amount is **equal to or more than** the amount of the revised allocation, the provider is not required to submit an amendment. However, the provider may not use amounts in excess of the revised PCST allocation. Payments for services provided are subject to recoupment if the services were authorized as a result of provider error when completing the PCST. Prior authorization does not constitute a guarantee or promise of payment. Furthermore, Wisconsin Medicaid will reimburse providers only for medically necessary services that are provided, ordered by the physician, and supported by the POC (plan of care).

If, after editing the PCST, the amount allocated is less than the amount authorized and the RN (registered nurses) determines that the PCST has not allocated a sufficient number of units, the provider may request more time.

Topic #3870

Initiating a Screen

Not all the members receiving personal care services will have an [LTC FS \(Long Term Care Functional Screen\)](#). For members with or without an existing LTC FS, the requesting provider can initiate the [PCST \(Personal Care Screening Tool, F-11133 \(08/2017\)\)](#). Providers should carefully check the member's identifying information, especially the Social Security number, to verify that an LTC FS or another PCST does not exist for the member.

Before submitting a paper PCST to ForwardHealth for data entry, providers should carefully check the member's identifying information, especially the Social Security number.

If during data entry, ForwardHealth discovers the member has already been screened by another provider, the PA (prior authorization) request including the paper PCST will be returned.

Topic #3707

Long Term Care Functional Screen Creates Error Message on the Personal Care Screening Tool

The data on the [LTC FS \(Long Term Care Functional Screen\)](#) and [PCST \(Personal Care Screening Tool, F-11133 \(08/2017\)\)](#) screen should be consistent. During the web PCST data entry, a message may appear advising the screener that the response entered into the PCST element is inconsistent with information provided in the adult LTC FS.

In order to remove the error message, it is necessary for the PCST screener to reach an agreement with the authorized LTC FS screener. The authorized LTC FS screener contact information is located on the Basic Information page of the web-based PCST.

If the authorized LTC FS screener does not agree with the PCST screener to change the LTC FS response, then the PCST screener will not be able to calculate the allocation.

When ForwardHealth enters data from a paper PCST into the web-based PCST and an error message appears, ForwardHealth will return the PA (prior authorization) request to the provider to resolve the conflict. The LTC FS screener contact information will be included with the returned PA request.

Topic #11477

Medically Oriented Tasks

The [PCST \(Personal Care Screening Tool, F-11133 \(08/2017\)\)](#) includes selections for the screener to indicate the member requires assistance from a PCW (personal care worker) with MOTs (medically oriented tasks). The more common MOTs are named in the tool, but the PCST allows for other MOTs to be specified under "Other" in Element 28 on the paper form and MOT Part 3 on the web-based form.

An MOT may be included on the PCST only if the task is ordered by the physician, included in the POC (plan of care) and delegated to the PCW by the RN (registered nurse) supervisor.

Topic #11497

Parameters for Making Selections

The [PCST \(Personal Care Screening Tool, F-11133 \(08/2017\)\)](#) is a tool that collects information on an individual's ability to accomplish ADL (activities of daily living), IADL (instrumental activities of daily living), MOTs (medically oriented tasks) delegated by an RN (registered nurse), and the member's need for PCW (personal care worker) assistance with these activities in the home. The screener may not include services provided to the member by informal, unpaid supports such as family or friends. Whether the screener is using the web-based or paper PCST, the PCST must be completed based on a face-to-face evaluation of the individual in their home.

The screener must directly observe the member performing the activity before selecting the member's level of need for assistance in the **home**. Personal care services should not be substituted for alternative techniques and assistive devices that the member can use to obtain or maintain independence or require less assistance.

Only an authorized LTC FS (Adult Long Term Care Functional Screen) screener or agency-designated RN may complete the PCST. Clerical entry of information into the PCST may be done by users to whom the Wisconsin DHS (Department of Health Services) has granted access; however, the information the clerical staff enters into the PCST must be only the information

provided by the authorized LTC FS screener or agency-designated RN.

When completing the PCST for requesting PA (prior authorization) of PC (personal care) services, the screener must adhere to the following parameters as applicable:

Age-Appropriate Responses for Activities of Daily Living

Typically, children age 5 and younger require the assistance of an adult to perform many ADLs. The "age appropriate" response should be selected for tasks with an age range associated with the activity (i.e., bathing, dressing, grooming, eating, mobility, toileting, and transfers) and the child's age falls within the stated range.

Assistive Devices

The member may be independent or less dependent on a PCW for assistance with performing activities if the member uses assistive devices. Providing PCW assistance with PC services cannot replace less expensive alternatives that can be used to maintain the member in their home. The screener must observe the member using available assistive devices to perform activities. Assistance from a PCW with an activity is not medically necessary if the member can perform the activity safely with the use of an assistive device; therefore, the PC service is not a covered service, Wis. Admin. Code §§ [DHS 107.02\(3\)](#) and [DHS 107.03\(5\)](#) and [\(9\)](#). ForwardHealth covers a variety of assistive devices. The member may need an occupational therapy and/or physical therapy evaluation and prescription for one or more assistive devices before PCST form is completed.

Authorized Screener

The completed PCST must include the name and credentials (as applicable) of the authorized person completing the PCST as well as the authorized screener's signature and date of signature. A screener authorized to complete the PCST must meet one of the following criteria:

- ▮ Is authorized to complete the LTC FS
- ▮ Is a RN designated by the agency requesting PA for PC services

Bathing

Bathing involves the cleansing of surfaces of the entire body along with preparatory and follow-up activities. Assistance with bathing includes clothing changes, cleansing the body, shampooing hair (as needed), drying, lotion and deodorant applications, and routine catheter care. Cleansing that does not involving the entire body surface is not "bathing." Refer to Grooming for assistance with cleansing that does not involve surfaces of the entire body. Shampooing the hair without cleansing the remainder of the body is not "bathing."

Behaviors

The "Yes" selection for behaviors making the ADL tasks more time consuming for the PCW to perform must not be selected unless the behaviors interfere with the performance of an ADL **more often** than once per week. Additionally, behaviors must be identified along with an explanation as to how behaviors make the tasks more time consuming for the PCW to perform.

Bowel Program

A bowel program involves a physician-prescribed regimen to develop proper bowel evacuation. A bowel program may include the use of suppositories, enemas, or digital stimulation and includes assistance with related hygiene activities. A task indicated for the bowel program should not be indicated unless it is performed by the PCW at least once per week.

Catheter Site Care

Catheter site care involves cleansing the site where the suprapubic catheter enters the body. Cleansing typically involves the use of soap and water and is followed by covering with gauze. Catheter site care should not be mistaken for care for an indwelling catheter. Indwelling catheter care is typically performed with the bathing activity. Catheter site care does not involve the insertion of catheters or sterile irrigation of catheters.

Complex Positioning

This is not an ADL but is specialized positioning delegated by an RN and including positioning required to:

- ┆ Reduce spasticity.
- ┆ Properly apply a brace or splint so it will be effective and not harm the member.
- ┆ Prevent skin breakdowns when the member has demonstrated problems with frequent skin breakdowns.

Complex positioning includes positioning required to change body positions while at a specific location for the purpose of maintaining skin integrity, pulmonary function, and circulation. Complex positioning to be provided only during bathing, dressing, and toileting activities should not be indicated on the PCST.

Complex Transfers

Complex transfers are covered as delegated nursing tasks, not as ADL. A complex transfer requires the use of a special device (e.g., Hoyer lift) or a specialized technique and is required to prevent a negative outcome likely to result from techniques used in simple transfers. Assistance with a simple transfer does not require RN delegation and may involve using a device such as a sliding board or transfer belt.

Complex transfers may be medically necessary when the member has no volitional movement below the neck and simple transfer techniques have been demonstrated to be ineffective and unsafe.

Constant Supervision by a Personal Care Worker

"Constant supervision" of a PC service is reserved for members who cannot perform the activity without continuous direction from a PCW **and** if the PCW physically intervenes to ensure the member performs the activity safely. The PCW must be actively involved in **directing** the member during the execution of the activity **and physically participate** in one or more steps of the activity the member is performing. Watching the member executing the task by themselves without physical intervention is not "constant supervision."

Delegated Nursing Tasks

If an RN delegates nursing tasks to a PCW, the delegating RN is responsible for supervising the provision of the delegated nursing acts as required under Wis. Admin. Code ch. [N 6](#), Board of Nursing, and Wis. Admin. Code § [DHS 133.18](#). In Section V Parts I, II, and III (Medically Oriented Tasks — Delegated Nursing Acts), indicate a frequency for delegated nursing tasks only for the task(s) the supervising RN will delegate to the PCW(s) and will provide the appropriate level of supervision required for the member's situation (basic or complex as defined under Wis. Admin. Code ch. N 6, Board of Nursing).

Dressing

Dressing involves activities related to changing clothing. Typical clothing changes are from sleepwear to daywear and from daywear to sleepwear. Assistance with dressing is divided into activities related to clothing changes for the upper body and clothing changes for the lower body. Dressing includes assistance with placement and removal of prescribed ForwardHealth-covered prosthetics, braces, splints, and anti-embolism hose.

Dressing assistance does not include activities related to garment closures (e.g., zippers, buttons, snaps, ties) at the back of the garment or clothing changes with bathing, toileting, or incontinence episodes. Refer to Toileting if assistance is needed for clothing changes associated with toileting or incontinence episodes.

Eating

Eating involves activities related to food intake using conventional or adaptive utensils. Eating does not include assistance with meal preparation. Providing nutrition through tube feedings or intravenously to a member whose nutritional needs are met primarily through a "feeding" tube is a MOT.

Assistance with eating for a member with a recent history of choking or potential for choking is reserved for members with a diagnosis for a permanent medical condition supporting the medical necessity for a PCW to provide assistance with eating activities.

"Feeding" Tube

Administering nutrition via a tube such as gastrostomy (g-tube), jejunostomy tube (j-tube), or nasogastric tube (NG tube) is covered as a delegated nursing task. Monitoring the progress of the feeding is not a covered PC service. Assistance with providing nutrition intravenously is not a covered PC service.

"Feeding" Tube Site Care

The task of a PCW providing special cleaning of the site where the "feeding" tube (g-tube, j-tube, or NG tube) enters the member's body must be delegated by an RN. The special cleaning usually involves cleansing the area, applying legend or non-legend creams or ointments, and/or covering it with dry gauze.

Glucometer Reading

Glucometer readings must be delegated by an RN and reported to the supervising nurse whenever they are outside the parameters established for the member by the physician. The member's medical history must support the need for a PCW to monitor glucose levels for early detection of readings outside established parameters. High blood sugars due to the noncompliance of a competent adult do not justify glucometer tests as MOTs.

Grooming

Grooming involves tending to personal hygiene needs and includes cleansing surfaces of less than the entire body, combing/brushing hair, shaving, nail care, applying deodorant, and oral or denture care. Do not indicate a need for assistance with grooming when the only assistance with grooming the PCW will provide are activities the PCW will provide during bathing (e.g., face, hands and feet, and deodorant application). Shampooing hair is not included as a "grooming" activity. Refer to Bathing for assistance with shampooing.

Level of Help and Frequencies

With an exception for "toileting," the screener may select only one response to indicate the **level** of help needed for ADL. For toileting, the screener should indicate all applicable responses. The screener should not indicate a need for assistance with an ADL or MOT if the member does not need the assistance at least once per week. If the level of help needed varies from week to week, select the level of help that represents the level most often needed.

If assistance with ADL and MOTs is needed on less than a weekly basis, the RN developing the POC (plan of care) should determine the need for requesting authorization for time as PRN (pro re nata).

Living Situation

The selections for living situation combine various factors affecting the member's need for and ability to obtain assistance with ADL, MOTs, and services incidental to ADL and MOTs. The living situation selection should be one that most accurately reflects the building structure, the household composition and member's level of independence. "Alone" does not accurately reflect the living situation if the residence agreement includes housekeeping services for any private space in the member's home. Private space in the member's home includes, but is not limited to, the member's apartment, bedroom, or bathroom. The living situation is the member's home environment and is the location where the PC services will be provided.

Medical Conditions Making Personal Care Worker Assistance with Activities of Daily Living and Medically Oriented Tasks More Time Consuming

The selection for "medical conditions" is reserved for applicants with long-term, rare medical conditions that present unique challenges for caregivers and makes assistance with ADL tasks more time consuming for the PCW to perform. The rare medical condition must affect performance of cares for the applicant and be rarely diagnosed in the population using PC services long term in the home (e.g., Combined immunodeficiencies, conjoined twins, Trisomy 18, and Trisomy 13). Additionally, the medical condition must meet one of the following criteria:

- ┆ In order to assist with an ADL, the PCW must use one or more pieces of protective equipment prescribed for the member (e.g., helmet or back brace).
- ┆ When performing an ADL, the PCW is required to adhere to applicant-specific precautions (as documented in the POC) in order to accommodate the rare medical condition.

Medical Necessity

Only the PC services that are medically necessary for a PCW to provide may be indicated on the PCST. Medically necessary services must meet the requirements under Wis. Admin. Code § [DHS 101.03\(96m\)](#). A medically necessary service is required to prevent, identify, or treat the member's illness, injury, or disability, and meet specific standards including, but not limited to, the following:

- ┆ Is consistent with the member's symptoms or with prevention, diagnosis, or treatment of the member's illness, injury, or disability
- ┆ Is of proven medical value or usefulness and, consistent with Wis. Admin. Code § [DHS 107.035](#), is not experimental in nature
- ┆ Is not solely for the convenience of the member, the member's family, or a provider
- ┆ Is not duplicative with respect to other services being provided to the member
- ┆ Is the most appropriate supply or level of a service that can safely and effectively be provided to the member

Medically Oriented Tasks

MOTs are supportive of nursing care and require special medical knowledge or skill. Among other requirements, for coverage, an MOT must be physician ordered, included in the POC, and delegated to the PCW by the RN supervisor. Regardless of nurse delegation, physician orders, and inclusion in the POC, an MOT is not covered if the member is able to perform the task for themselves with or without the use of an assistive device. Additionally, covered MOT do not include any of the delegated nursing tasks specified in Wis. Admin. Code § [DHS 107.112\(4\)](#) as noncovered services.

Medication Assistance

Assistance with medication administration may be provided by PCWs when delegated by an RN under Wis. Admin. Code ch. [N 6](#).

Mobility in the Home

Mobility in the home involves the physical movement of the member from one location to another within the member's home living environment. The movement may be carried out by walking or by other means. For example, PCW assistance with mobility might involve using a wheelchair to move the member from the bedroom to the living room. Refer to [Assistive Devices](#) for limitations to coverage for PCW assistance with mobility.

Personal Care Case Sharing Arrangements

When one or more agencies will be sharing the case, the frequencies indicated in the PCST must represent only the PCW services the case-sharing providers will provide. Additionally, the case sharing arrangement must be acknowledged as directed by the [PCST Completion Instructions \(F-11133A \(08/2017\)\)](#).

Place of Service

Include on the PCST only PC services that will be provided in the home. If the member participates in regularly scheduled activities outside the home and the member will not be receiving PC services in the home on some days, adjust the frequencies per day and/or per week as necessary to reflect the average weekly amount of PC services a PCW will provide in the home.

Plan of Care and Physician Orders Required for Prior Authorization

Only the activities and frequencies included in the POC and as ordered by the physician may be entered on the PCST. Subsequent requests for PA may be submitted to ForwardHealth before the provider obtains the signed and dated physician orders if the following conditions are met:

- ┆ The provider requesting PA is currently authorized to provide PC services to the member.
- ┆ The date ForwardHealth receives the new PA request is before the current PA for PC services ends.
- ┆ The member's needs for assistance with PC services are not changed and the selections on the PCST are the same selections as made on the PCST completed for the current PA.
- ┆ The activities selected on the PCST for the current PA are in the current POC and are ordered by the physician.
- ┆ The provider requesting PA assures the supervising RN completes the tasks as required by the [Personal Care Prior Authorization Provider Acknowledgement \(F-11134 \(07/2012\)\)](#).

Pro Re Nata

If a need for PRN is indicated, the PRN must be based on the member's needs for medically necessary PCW assistance with ADL and MOTs as indicated in the physician's orders and included in the POC.

Prosthetics, Braces, Splints, and/or Anti-Embolism Hose

Assistance with placement of prescribed prosthetics, braces, splints, and/or anti-embolism hose that does not require RN delegation is covered as an ADL.

Range of Motion

ROM (range of motion) must be directly supported by the member's diagnosis and medical condition. ROM exercises are delegated nursing acts that typically can be incorporated with PCW assistance with ADLs. A member's need for PCW assistance

with ROM must be indicated only if ROM cannot be performed during assistance with ADLs. If the ROM is not delegated, it is not a covered PC service.

Respiratory Assistance

Respiratory assistance involves suctioning, chest physiotherapy, nebulizer treatments, and tracheostomy-related care. If respiratory assistance is selected, the delegated nursing tasks to be performed by the PCW must be specified as directed in the PCST completion instructions.

Scheduled Activities Outside Residence

"Yes" must be selected if the member regularly participates in scheduled activities outside the home. Examples of scheduled activities include, but are not limited to, school, work, social functions, medical appointments, and physical exercise. If the member regularly participates in scheduled activities outside the home, indicate the number of days per week the member participates. A detailed schedule of activities regularly attended must be included in the applicant's medical file.

Screen Completion Date

For PA, the information entered into the PCST must be gathered during one or more face-to-face contacts with the member in the member's home. The face-to-face contacts must be conducted within 90 days of the requested start date for PC services.

Screener Qualifications

If the PCST is completed as needed to request PA for ForwardHealth-covered PC services, only an agency-authorized, experienced professional meeting either or both of the following qualifications may complete the PCST:

- ▮ An RN employed by or under contract with the Medicaid-enrolled PC agency requesting PA
- ▮ An experienced professional who has taken an online training course, passed a certification exam, and is able to access and administer the Adult LTC FS

Seizures

"Yes" for seizures on the PCST is reserved for seizure interventions to be provided by a PCW at least once a week. The seizure intervention provided by the PCW must include PRN medication administration and/or protective measures.

If seizure intervention will be provided by a PCW on less than a weekly basis, the RN developing the POC should determine the need for requesting authorization for time as PRN.

Services Incidental to ADLs and MOTs

A service incidental to an ADL and/or MOT is covered only if the provider also is providing an ADL and/or MOT to the member as prior authorized. Services incidental to ADL and MOTs include changing the member's bed, laundering the member's bed linens and personal clothing, care of eyeglasses (also contact lenses) and hearing aids, light cleaning in essential areas of the home used during PC services, food shopping for the member, preparing the member's meals, and cleaning the member's dishes.

Skin Care

Skin care is a delegated nursing task involving the application of legend solutions, lotions, or ointments that are ordered by the physician due to skin breakdown, rashes, and other medical conditions requiring treatment. Skin care does not include the routine act of applying prescription or over-the-counter products (e.g., creams, lotions, and powders), which are used primarily for

cosmetic purposes (e.g., moisturizing dry skin).

Time to Perform a Task

Regardless of the time it takes the member to perform the task safely with or without the use of an assistive device, the screener should select the response that indicates the member is able to perform the task (i.e., is independent with the task). "Partial physical assistance" with a task is not a covered PC service when the purpose for the assistance from a PCW is to help the member to perform the task more quickly.

Toileting

Toileting involves assisting the member with various aspects related to bowel and bladder evacuation. Personal care worker assistance with toileting includes transfers on and off the toilet or other receptacle used to collect waste, emptying ostomy and catheter bags, changing personal hygiene products used for incontinence, adjusting clothing, and cleansing affected body surfaces. Bowel program assistance is not covered as an ADL.

Transferring

Transferring involves moving from one surface to another. Moving from bed to a wheelchair and chair to bed are typical transfer activities. Transfers for bathing and toileting activities are included with the bathing and toileting activities. Certain transfers may require delegation. Refer to Complex Transfers for more information.

Wound Care

Wound care is a delegated nursing task. Wound care involves cleaning and or dressing wounds that are the result of a serious burn, traumatic injury, serious infection, or prolonged pressure. Positioning to prevent decubitus ulcers is not wound care. Refer to Complex Positioning for more information about specialized positioning.

Vital Signs

Taking vital signs must be delegated by an RN and reported to the supervising nurse whenever they are outside the parameters established for the member by the physician. The member's medical condition must support the need for a PCW to monitor vital signs for early detection of an exacerbation of the existing medical condition and a reading outside established parameters will trigger a medical intervention or change in treatment. Monitoring vital signs due to noncompliance of a competent adult do not justify taking vital signs as medically necessary. Taking vital signs may include taking the member's temperature, blood pressure, and pulse and respiratory rates.

Topic #11457

Personal Care Screening Tool Visits in the Home

Whether the screener is using the web-based or paper PCST (Personal Care Screening Tool), the PCST must be completed based on an in-person evaluation of the member in the member's home. The screener must directly observe the member performing the activity before selecting the member's level of need for assistance in the home.

Personal care services must not be substituted for alternative techniques and assistive devices that the member can use to obtain or maintain independence or require less assistance. The screener must directly observe the member using available assistive devices to perform the activities. The member may need an occupational therapy and/or physical therapy evaluation and prescription for one or more assistive devices before the PCST can be completed. The screener should not indicate a need for assistance if the member refuses to use an appropriate assistive device or alternative technique to perform the activity.

Topic #3168

Registration for User Access to Web-Based Personal Care Screening Tool

Providers should contact the Wisconsin DHS (Department of Health Services) SOS Helpdesk (not Provider Services) for assistance with registration to access the web-based [PCST \(Personal Care Screening Tool, F-11133 \(08/2017\)\)](#).

Before a Medicaid-enrolled personal care provider may use the web-based PCST, the provider is required to register and be approved for user access. User access to the PCST is not automatically granted to providers authorized to use the [LTC FS \(Long Term Care Functional Screen\)](#); providers with LTC FS access are required to also register for user access to the PCST.

An authorized representative of the Medicaid-enrolled personal care provider is required to register for agency user access by completing the [Agency Application for Access to Web-Based Personal Care Screening Tool \(F-20418 \(03/2017\)\)](#) form and submitting it to the DHS SOS Helpdesk. The Agency Application for Access to Web-Based Personal Care Screening Tool form may be downloaded and printed or providers may also call the DHS SOS Helpdesk at 608-266-9198 to request a copy.

After the DHS SOS Helpdesk approves the request, information will be sent to the provider about how to grant user access to individuals within the agency and how to create user identification numbers and passwords. As changes occur related to the provider's and screener's registration, the provider is responsible for contacting the DHS SOS Helpdesk to update information on those persons who require user access.

Topic #3167

Services Incidental to Activities of Daily Living and Medically Oriented Tasks

When the screener indicates on the [PCST \(Personal Care Screening Tool, F-11133 \(08/2017\)\)](#) that the member needs services incidental to ADL (activities of daily living) and that the PCW (personal care worker) will provide those services, the PCST automatically calculates the maximum amount of time to allocate for services incidental to the ADL and MOTs (medically oriented tasks).

BadgerCare Plus covers the following services that are incidental to ADL and MOTs:

- ┆ Changing the member's bed and laundering the member's bed linens and personal clothing
- ┆ Light cleaning in essential areas of the home used during personal care activities
- ┆ Care of eyeglasses and hearing aids
- ┆ Meal preparation, food purchasing, and meal service

The weekly amount of personal care time prior authorized for the member combines the amount of time prior authorized for ADL, MOTs, and for services incidental to the ADL and MOTs. Neither travel time nor PRN (pro re nata) time qualifies to have time added for services incidental to ADL and MOTs.

Calculating Time for Prior Authorization of Services to the Member Living Alone

For the member living "alone," as indicated in PCST Element 8, the time for services incidental to ADL and MOTs is calculated in an amount equal to one-third of the time allocated for the ADL and MOT services. For example, if the PCST allocates 900

weekly minutes for ADL and MOTs, it adds 300 minutes to bring the weekly allocation to a total of 1200 minutes. In allocating units, the PCST divides the total weekly minutes by 15 minutes and rounds up. In this example, the PCST allocated 80 units per week because the PCST calculated the weekly number of minutes to be between 1,186 and 1,200 minutes.

Billing for Services Provided to the Member Living Alone

BadgerCare Plus requires that the weekly amount of time billed for ADL and/or MOTs represents at least 75 percent of the weekly amount of time billed for PCW services. In order to bill for services incidental to ADL and MOTs on the DOS (date of service), the provider is required to bill at least one ADL and/or MOT service.

For example, if the weekly amount billed for ADL and/or MOTs adds up to 900 minutes, then the weekly amount of time billed for services incidental to ADL and MOTs may be equal to or less than 300 minutes. The provider may bill up to 1,200 minutes weekly of PCW services for ADL, MOTs, and services incidental to ADL and MOT activities combined as long as the number of minutes billed for services incidental to ADL is equal to or less than 25 percent of the amount of time billed.

The provider is to bill for each DOS and only for the actual time used to provide prior authorized services. Refer to the chart below for rounding guidelines when converting minutes of service provided into billing units.

Time units are calculated based on rounding accumulated minutes of service for each day. The following chart illustrates the rules of rounding and gives the appropriate billing unit.

Accumulated time	Unit(s) billed
1-22 minutes	1.0
23-37 minutes	2.0
38-52 minutes	3.0
53-67 minutes	4.0
68-82 minutes	5.0
83-97 minutes	6.0
98-112 minutes	7.0
113-127 minutes	8.0
Etc.	9.0+

Calculating Time for Prior Authorization of Services to the Member Not Living Alone

When a living arrangement other than "alone" is checked in PCST Element 8, then the time for services incidental to ADL and MOTs is calculated in an amount equal to one-fourth of the time allocated for the ADL and MOT services. For example, if the PCST allocates 1,120 weekly minutes weekly for ADL and MOTs, it adds 280 minutes to bring the weekly allocation to a total of 1,400 minutes. In allocating units, the PCST divides the total weekly minutes by 15 minutes and rounds up. In this example, the PCST allocated 94 units per week because the PCST calculated the total weekly number of minutes to be between 1,396 and 1,410 minutes.

Billing for Services Provided to the Member Not Living Alone

BadgerCare Plus requires that the weekly amount of time billed for ADL and/or MOTs represents at least 80 percent of the weekly amount of time billed for PCW services. In order to bill for services incidental to ADL and MOTs on the DOS, the provider is required to bill at least one ADL and/or MOT service.

For example, if the weekly amount billed for ADL and/or MOTs adds up to 1,120 minutes, then the weekly amount of time billed for services incidental to ADL and MOTs may be equal to or less than 280 minutes. The provider may bill up to 1,400 minutes of PCW services weekly for ADL, MOTs, and services incidental to ADL and MOT activities combined as long as the number of minutes billed for services incidental to ADL MOTs is equal to or less than 20 percent of the amount of time billed.

The provider is to bill for each DOS and only for the actual time used to provide prior authorized services. Refer to the above chart for rounding guidelines when converting minutes of service provided into billing units.

Determining Allocations for Amounts Authorized During Manual Review

When BadgerCare Plus authorizes services requiring nurse consultant review of the PCST, the nurse consultant manually calculates the additional time for services incidental to those services. Nurse consultants calculate the time using the previously described methods for determining the amounts allocated for the member that is living alone or is in a living situation other than alone.

Topic #3706

Submitting Full and Summary Sheet Reports

When providers request more time than is allocated by the PCST (personal care screening tool), they are required to submit a copy of the full [PCST \(Personal Care Screening Tool, F-11133 \(08/2017\)\)](#) with the [PA/RF \(Prior Authorization Request Form, F-11018 \(05/2013\)\)](#). When providers request an amount equal to or less than the time allocated on the PCST, they are required to submit a copy of the PCST [Summary Sheet](#) with the PA/RF. Providers should not submit the paper PCST that is used to collect information during the face-to-face visit.

Submission Methods

Providers can submit PCST reports with PA requests via the ForwardHealth Portal, fax, or mail. Providers should not submit more than one PCST report per member to ForwardHealth regardless of the submission method.

Portal

Providers can [upload](#) full PCST reports and PCST Summary Sheet reports for submission with PA requests on the Portal.

Providers should complete the Personal Care Allocation Information page of the PCST report before uploading the report to the Portal. On both the full PCST report and the PCST Summary Sheet report, providers are required to enter the billing provider's name, address, and NPI (National Provider Identifier) or Medicaid provider number, and to indicate whether or not the member will be served under a case-share arrangement. The uploaded report must contain the required information or the PA request will be returned to the provider.

The [ForwardHealth Provider Portal Prior Authorization User Guide](#) provides specific information for uploading documents for a PA request.

Fax or Mail

Providers may also submit copies of PCST reports with PA requests to ForwardHealth by fax at 608-221-8616 or by mail to the following address:

ForwardHealth
Prior Authorization
Ste 88

313 Blettner Blvd
Madison WI 53784

Providers who completed the web-based PCST and intend to fax or mail copies of the PCST reports with PA requests to ForwardHealth should print the reports from the web-based PSCT. The full PCST and Summary Sheet report selections can be found under the heading "Reports" on the left side of the web-based PCST. The reports are generated in a PDF (Portable Document Format). The full PCST report, which includes the Summary Sheet, displays only the responses that the screener selected for each completed element of the PCST.

Sample Personal Care Screening Tool Summary Sheet

Personal Care Allocation Information		
Allocation Calculated By Agency: ABC Personal Care Agency		
Screener: Screener, Im A.		
Screen Completion Date: MM/DD/CCYY		
Applicant's Information: Member, Im A. 123 W. Main St Madison, WI 53706		
ForwardHealth: 1234567890 (The identification number does not signify eligibility)		
Date of Birth: 06/22/1948		
Allocation:	Annual (53 weeks)	Weekly
ADLs / Med Oriented Tasks (includes incidental services and added time for behaviors, medical conditions and / or seizures)	2,968.00 units	56.00 units
Pro Re Nata (includes time for covered medical appointments and/or during short duration episodes of acute need for PC services)	96.00 units	N/A
TOTAL ANNUAL ALLOCATION (53 weeks)	3,064.00 units	
Note: The PCST does not constitute prior authorization for the provision of Wisconsin ForwardHealth personal care services. Refer to Wisconsin ForwardHealth publications for more information on obtaining prior authorization.		

Provider must complete the following before submitting to Wisconsin ForwardHealth

Billing Provider Name: _____

Billing Provider Address: _____

WI MA Certified Provider Number: _____

Please check one of the following statements:

- ☐ The applicant will be served by other providers under a **case share arrangement**.
- ☐ The applicant will **not** be served by other providers under a case share arrangement.

Topic #3166

Transferring Provider Access to Member Records

Only one agency may have access to a member's web-based [PCST \(Personal Care Screening Tool, F-11133 \(08/2017\)\)](#) record. To obtain access to the PCST record of a member who is changing providers, the new provider is required to request access to the member's PCST record from the agency listed in the Basic Information page of the Web-based PCST.

Upon the official request for a screen transfer, the provider with control of the electronic screen is required to transfer the screen without delay. Failure to transfer the screen immediately could affect the member's access to care. The provider controlling the electronic screen does not have the authority to interfere with a member's access to personal care services from another provider.

Additionally, when a member changes providers, the previous provider is required to amend and [end date](#) their PA (prior authorization) and the new provider should submit a new PA request. Instructions on how to transfer the PCST are available in the "HELP" function of the web-based PCST.

Topic #3684

When the Personal Care Screening Tool Allocates More Time Than Ordered by the Physician

The provider may request only the number of units that are supported by the physician's order and the POC (plan of care) even if the [PCST \(Personal Care Screening Tool, F-11133 \(08/2017\)\)](#) allocates more time than needed.

For example, if the physician's order and the POC support the need to provide 56 units/week (not including travel time) and the PCST allocates 70 units/week, then the number of units the provider may request may not exceed 56 units/week (not including travel time) without sufficient additional documentation.

Claims

4

Archive Date:09/03/2024

Claims:Submission

Topic #542

Attached Documentation

Providers should not submit additional documentation with a claim **unless** specifically requested.

Topic #15737

Claims for Services Prescribed, Referred, or Ordered

Claims for services that are prescribed, referred, or ordered must include the NPI (National Provider Identifier) of the Medicaid-enrolled provider who prescribed, referred, or ordered the service. Claims that do not include the NPI of a Medicaid-enrolled provider will be denied. (However, providers should **not** include the NPI of a provider who prescribes, refers, or orders services on claims for services that are not prescribed, referred, or ordered, as those claims will also deny if the provider is not Medicaid-enrolled.)

Note: Claims submitted for ESRD (end-stage renal disease) services do not require **referring** provider information; however, **prescribing** and **ordering** provider information will still be required on claims.

Contacting Prescribing/Referring/Ordering Provider After a Claim Denial

If a claim for services prescribed, referred, or ordered is denied because the prescribing/referring/ordering provider was not Medicaid-enrolled, the rendering provider should contact the prescribing/referring/ordering provider and do the following:

- ┆ Communicate that the prescribing/referring/ordering provider is required to be Medicaid-enrolled
- ┆ Inform the prescribing/referring/ordering provider of the limited enrollment available for prescribing/referring/ordering providers
- ┆ Resubmit the claim once the prescribing/referring/ordering provider has enrolled in Wisconsin Medicaid

Exception for Services Prescribed, Referred, or Ordered Prior to a Member's Medicaid Enrollment

Providers may submit claims for services prescribed, referred, or ordered by a non-Medicaid-enrolled provider if the member was not yet enrolled in Wisconsin Medicaid at the time the prescription, referral, or order was written (and the member has since enrolled in Wisconsin Medicaid). However, once the prescription, referral, or order expires, the prescribing/referring/ordering provider is required to enroll in Wisconsin Medicaid if they continue to prescribe, refer, or order services for the member.

The procedures for submitting claims for this exception depend on the type of claim submitted:

- ┆ Institutional, professional, and dental claims for this exception must be sent to the following address:

ForwardHealth
P.R.O. Exception Requests
Ste 50
313 Blettner Blvd

Madison WI 53784

A copy of the prescription, referral, or order must be included with the claim.

- ┆ Pharmacy and compound claims for this exception do **not** require any special handling. These claims include a prescription date, so they can be processed to bypass the prescriber Medicaid enrollment requirement in situations where the provider prescribed services before the member was Medicaid-enrolled.

Topic #6957

Copy Claims on the ForwardHealth Portal

Providers can copy institutional, professional, and dental paid claims on the ForwardHealth Portal. Providers can open any paid claim, click the "Copy" button, and all of the information on the claim will be copied over to a new claim form. Providers can then make any desired changes to the claim form and click "Submit" to submit as a new claim. After submission, ForwardHealth will issue a response with a new ICN (internal control number) along with the claim status.

Topic #5017

Correct Errors on Claims and Resubmit to ForwardHealth on the Portal

Providers can view [EOB \(Explanation of Benefits\) codes](#) and descriptions for any claim submitted to ForwardHealth on the ForwardHealth Portal. The EOBs help providers determine why a claim did not process successfully, so providers may correct the error online and resubmit the claim. The EOB appears on the bottom of the screen and references the applicable claim header or detail.

Topic #4997

Direct Data Entry of Professional and Institutional Claims on the Portal

Providers can submit the following claims to ForwardHealth via DDE (Direct Data Entry) on the ForwardHealth Portal:

- ┆ Professional claims
- ┆ Institutional claims
- ┆ Dental claims
- ┆ Compound drug claims
- ┆ Noncompound drug claims

DDE is an online application that allows providers to submit claims directly to ForwardHealth.

When submitting claims via DDE, required fields are indicated with an asterisk next to the field. If a required field is left blank, the claim will not be submitted and a message will appear prompting the provider to complete the specific required field(s). Portal help is available for each online application screen. In addition, search functions accompany certain fields so providers do not need to look up the following information in secondary resources.

On professional claim forms, providers may search for and select the following:

- | Procedure codes
- | Modifiers
- | Diagnosis codes
- | Place of service codes

On institutional claim forms, providers may search for and select the following:

- | Type of bill
- | Patient status
- | Visit point of origin
- | Visit priority
- | Diagnosis codes
- | Revenue codes
- | Procedure codes
- | HIPPS (Health Insurance Prospective Payment System) codes
- | Modifiers

On dental claims, providers may search for and select the following:

- | Procedure codes
- | Rendering providers
- | Area of the oral cavity
- | Place of service codes

On compound and noncompound drug claims, providers may search for and select the following:

- | Diagnosis codes
- | NDCs (National Drug Codes)
- | Place of service codes
- | Professional service codes
- | Reason for service codes
- | Result of service codes

Using DDE, providers may submit claims for compound drugs and single-entity drugs. Any provider, including a provider of DME (durable medical equipment) or of DMS (disposable medical supplies) who submits noncompound drug claims, may submit these claims via DDE. All claims, including POS (Point-of-Sale) claims, are viewable via DDE.

Topic #344

Electronic Claim Submission

Providers are encouraged to submit claims electronically. Electronic claim submission does the following:

- | Adapts to existing systems
- | Allows flexible submission methods
- | Improves cash flow
- | Offers efficient and timely payments
- | Reduces billing and processing errors
- | Reduces clerical effort

Topic #16937

Electronic Claims and Claim Adjustments With Other Commercial Health Insurance Information

Effective for claims and claim adjustments submitted electronically via the Portal or PES software on and after June 16, 2014, other insurance information must be submitted at the detail level on professional, institutional, and dental claims and adjustments if it was processed at the detail level by the primary insurance. Except for a few instances, Wisconsin Medicaid or BadgerCare Plus is the payer of last resort for any covered services; therefore, providers are required to make a reasonable effort to exhaust all existing other health insurance sources before submitting claims to ForwardHealth or to a state-contracted MCO (managed care organization).

Other insurance information that is submitted at the detail level via the Portal or PES software will be processed at the detail level by ForwardHealth.

Under HIPAA (Health Insurance Portability and Accountability Act of 1996), claims and adjustments submitted using an 837 transaction must include detail-level information for other insurance if they were processed at the detail level by the primary insurance.

Adjustments to Claims Submitted Prior to June 16, 2014

Providers who submit professional, institutional, or dental claim adjustments electronically on and after June 16, 2014, for claims originally submitted prior to June 16, 2014, are required to submit other insurance information at the detail level on the adjustment if it was processed at the detail level by the primary insurance.

Topic #2488

Personal Care Services

Electronic claims for personal care services must be submitted using the 837I (837 Health Care Claim: Institutional) transaction. Electronic claims for personal care services submitted using any transaction other than the 837I will be denied.

Providers should use the [companion guide](#) for the 837I transaction when submitting these claims.

Disposable Medical Supplies

Electronic claims for disposable medical supplies must be submitted using the 837P (837 Health Care Claim: Professional) transaction. Claims for disposable medical supplies-related personal care services submitted using any transaction other than the 837P are denied.

Providers should use the companion guide for the 837P transaction when submitting these claims.

Provider Electronic Solutions Software

The DMS (Division of Medicaid Services) offers electronic billing software at no cost to providers. The PES (Provider Electronic Solutions) software allows providers to submit electronic claims using an 837 transaction. To obtain PES software, providers may download it from the [ForwardHealth Portal](#). For assistance installing and using PES software, providers may call the [EDI \(Electronic Data Interchange\) Helpdesk](#).

Topic #365

Extraordinary Claims

[Extraordinary claims](#) are claims that have been denied by a BadgerCare Plus HMO or SSI HMO and should be submitted to fee-for-service.

Topic #4837

HIPAA-Compliant Data Requirements

Procedure Codes

All fields submitted on paper and electronic claims are edited to ensure HIPAA (Health Insurance Portability and Accountability Act of 1996) compliance before being processed. Compliant code sets include CPT (Current Procedural Terminology) and HCPCS (Healthcare Common Procedure Coding System) procedure codes entered into all fields, including those fields that are "Not Required" or "Optional."

If the information in all fields is not valid and recognized by ForwardHealth, the claim will be denied.

Provider Numbers

For health care providers, NPIs (National Provider Identifiers) are required in all provider number fields on paper claims and 837 (837 Health Care Claim) transactions, including rendering, billing, referring, prescribing, attending, and "Other" provider fields.

Non-healthcare providers, including personal care providers, SMV (specialized medical vehicle) providers, blood banks, and CCOs (community care organizations) should enter valid provider numbers into fields that require a provider number.

Topic #562

Managed Care Organizations

Claims for services that are covered in a member's state-contracted MCO (managed care organization) should be submitted to that MCO.

Topic #2487

Multiple Members in a Single Location

If personal care services are provided to more than one member at a single location, providers should only bill for the actual time spent by the PCW (personal care worker) (rounded to the nearest 15-minute increment). Refer to the following for examples:

- 1 **Services performed in sequence.** If the agency is providing bathing and dressing services to a husband and wife in the same home, submit claims separately for the actual time spent (within rounding guidelines) providing services for each member. The total time billed cannot exceed the actual time spent giving care, within rounding guidelines.
- 1 **Services performed simultaneously.** Submit claims only once for tasks that are simultaneously performed for more than one member at a time. Examples include cleaning, laundry, grocery shopping, meal preparation, and travel time.
 - 1 Services incidental to ADL (activities of daily living): If it takes two hours to provide cleaning, laundry, and meal preparation for a husband and wife who are both BadgerCare Plus members and live in the same home, bill for one hour for the husband and one hour for the wife. Billing two hours for each member is duplicate billing and would be

subject to recoupment.

- | Travel time: If the agency is providing personal care services for two members residing in a CBRF (Community Based Residential Facility), add travel time to and from the CBRF, round to the nearest 15-minute increment, and bill for one member only. Billing the total travel time to each member is duplicate billing and would be subject to recoupment.

Topic #10837

Note Field for Most Claims Submitted Electronically

In some instances, ForwardHealth requires providers to include a description of a service identified by an unlisted, or NOC (not otherwise classified), procedure code. Providers submitting claims electronically should include a description of an NOC procedure code in a "Notes" field, if required. The Notes field allows providers to enter up to 80 characters. In some cases, the Notes field allows providers to submit NOC procedure code information on a claim electronically instead of on a paper claim or with a paper attachment to an electronic claim.

The Notes field should only be used for NOC procedure codes that do not require PA (prior authorization).

Claims Submitted via the ForwardHealth Portal Direct Data Entry or Provider Electronic Solutions

A notes field is available on the ForwardHealth Portal DDE (Direct Data Entry) and PES (Provider Electronic Solutions) software when providers submit the following types of claims:

- | Professional
- | Institutional
- | Dental

On the professional form, the Notes field is available on each detail. On the institutional and dental forms, the Notes field is only available on the header.

Claims Submitted via 837 Health Care Claim Transactions

ForwardHealth accepts and utilizes information submitted by providers about NOC procedure codes in certain loops/segments on the 837 (837 Health Care Claim) transactions. Refer to the [companion guides](#) for more information.

Topic #561

Paper Claim Form Preparation and Data Alignment Requirements

Optical Character Recognition

Paper claims submitted to ForwardHealth on the 1500 Health Insurance Claim Form ((02/12)) and UB-04 Claim Form are processed using OCR (Optical Character Recognition) software that recognizes printed, alphanumeric text. OCR software increases efficiency by alleviating the need for keying in data from paper claims.

The data alignment requirements do not apply to the [Compound Drug Claim \(F-13073 \(04/2017\)\)](#) form and the [Noncompound Drug Claim \(F-13072 \(04/2017\)\)](#) form.

Speed and Accuracy of Claims Processing

OCR software processes claim forms by reading text within fields on claim forms. After a paper claim form is received by ForwardHealth, the claim form is scanned so that an image can be displayed electronically. The OCR software reads the electronic image on file and populates the information into the ForwardHealth interChange system. This technology increases accuracy by removing the possibility of errors being made during manual keying.

OCR software speeds paper claim processing, but only if providers prepare their claim forms correctly. In order for OCR software to read the claim form accurately, the quality of copy and the alignment of text within individual fields on the claim form need to be precise. If data are misaligned, the claim could be processed incorrectly. If data cannot be read by the OCR software, the process will stop and the electronic image of the claim form will need to be reviewed and keyed manually. This will cause an increase in processing time.

Handwritten Claims

Submitting handwritten claims should be avoided whenever possible. ForwardHealth accepts handwritten claims; however, it is very difficult for OCR software to read a handwritten claim. If a handwritten claim cannot be read by the OCR software, it will need to be keyed manually from the electronic image of the claim form. Providers should avoid submitting claims with handwritten corrections as this can also cause OCR software processing delays.

Use Original Claim Forms

Only original 1500 Health Insurance Claim Forms and UB-04 Claim Forms should be submitted. Original claim forms are printed in red ink and may be obtained from a federal forms supplier. ForwardHealth does not provide these claim forms. Claims that are submitted as photocopies cannot be read by OCR software and will need to be keyed manually from an electronic image of the claim form. This could result in processing delays.

Use Laser or Ink Jet Printers

It is recommended that claims are printed using laser or ink jet printers rather than printers that use DOT matrix. DOT matrix printers have breaks in the letters and numbers, which may cause the OCR software to misread the claim form. Use of old or worn ink cartridges should also be avoided. If the claim form is read incorrectly by the OCR software, the claim may be denied or reimbursed incorrectly. The process may also be stopped if it is unable to read the claim form, which will cause a delay while it is manually reviewed.

Alignment

Alignment within each field on the claim form needs to be accurate. If text within a field is aligned incorrectly, the OCR software may not recognize that data are present within the field or may not read the data correctly. For example, if a reimbursement amount of \$300.00 is entered into a field on the claim form, but the last "0" is not aligned within the field, the OCR software may read the number as \$30.00, and the claim will be reimbursed incorrectly.

To get the best alignment on the claim form, providers should center information vertically within each field, and align all information on the same horizontal plane. Avoid squeezing two lines of text into one of the six line items on the 1500 Health Insurance Claim Form.

The following sample claim forms demonstrate correct and incorrect alignment:

- ┆ [Correct alignment](#) for the 1500 Health Insurance Claim Form.
- ┆ [Incorrect alignment](#) for the 1500 Health Insurance Claim Form.
- ┆ [Correct alignment](#) for the UB-04 Claim Form.

- | [Incorrect alignment](#) for the UB-04 Claim Form.

Clarity

Clarity is very important. If information on the claim form is not clear enough to be read by the OCR software, the process may stop, prompting manual review.

The following guidelines will produce the clearest image and optimize processing time:

- | Use 10-point or 12-point Times New Roman or Courier New font.
- | Type all claim data in uppercase letters.
- | Use only black ink to complete the claim form.
- | Avoid using italics, bold, or script.
- | Make sure characters do not touch.
- | Make sure there are no lines from the printer cartridge anywhere on the claim form.
- | Avoid using special characters such as dollar signs, decimals, dashes, asterisks, or backslashes, unless it is specified that these characters should be used.
- | Use Xs in check boxes. Avoid using letters such as "Y" for "Yes," "N" for "No," "M" for "Male," or "F" for "Female."
- | Do not highlight any information on the claim form. Highlighted information blackens when it is imaged, and the OCR software will be unable to read it.

Note: The above guidelines will also produce the clearest image for claims that need to be keyed manually from an electronic image.

Staples, Correction Liquid, and Correction Tape

The use of staples, correction liquid, correction tape, labels, or stickers on claim forms should be avoided. Staples need to be removed from claim forms before they can be imaged, which can damage the claim and cause a delay in processing time. Correction liquid, correction tape, labels, and stickers can cause data to be read incorrectly or cause the OCR process to stop, prompting manual review. If the form cannot be read by the OCR software, it will need to be keyed manually from an electronic image.

Additional Diagnosis Codes

ForwardHealth will accept up to 12 diagnosis codes in Item Number 21 of the 1500 Health Insurance Claim Form.

Sample of a Correctly Aligned 1500 Health Insurance Claim Form



HEALTH INSURANCE CLAIM FORM

APPROVED BY NATIONAL UNIFORM CLAIM COMMITTEE (NUCC) 02/12

PICA										PICA									
1. MEDICARE <input type="checkbox"/> MEDICAID <input checked="" type="checkbox"/> TRICARE <input type="checkbox"/> CHAMPVA <input type="checkbox"/> GROUP HEALTH PLAN <input type="checkbox"/> FECA <input type="checkbox"/> BLK LUNG <input type="checkbox"/> OTHER <input type="checkbox"/>										1a. INSURED'S ID. NUMBER (For Program in Item 1)									
2. PATIENT'S NAME (Last Name, First Name, Middle Initial)										4. INSURED'S NAME (Last Name, First Name, Middle Initial)									
MEMBER, IM A										SAME									
5. PATIENT'S ADDRESS (No., Street)										7. INSURED'S ADDRESS (No., Street)									
609 WILLOW ST																			
CITY										CITY									
ANYTOWN																			
STATE										STATE									
WI																			
ZIP CODE										ZIP CODE									
55555																			
TELEPHONE (Include Area Code)										TELEPHONE (Include Area Code)									
(444) 444-4444																			
9. OTHER INSURED'S NAME (Last Name, First Name, Middle Initial)										11. INSURED'S POLICY GROUP OR FECA NUMBER									
a. OTHER INSURED'S POLICY OR GROUP NUMBER										a. INSURED'S DATE OF BIRTH									
b. RESERVED FOR NUCC USE										MM DD YY M F									
c. RESERVED FOR NUCC USE										b. OTHER CLAIM ID (Designated by NUCC)									
d. INSURANCE PLAN NAME OR PROGRAM NAME										c. INSURANCE PLAN NAME OR PROGRAM NAME									
10. IS PATIENT'S CONDITION RELATED TO:										d. IS THERE ANOTHER HEALTH BENEFIT PLAN?									
a. EMPLOYMENT? (Current or Previous)										YES NO									
b. AUTO ACCIDENT?										YES NO									
c. OTHER ACCIDENT?										YES NO									
10d. CLAIM CODES (Designated by NUCC)										13. INSURED'S OR AUTHORIZED PERSON'S SIGNATURE I authorize payment of medical benefits to the undersigned physician or supplier for services described below.									
12. PATIENT'S OR AUTHORIZED PERSON'S SIGNATURE I authorize the release of any medical or other information necessary to process this claim. I also request payment of government benefits either to myself or to the party who accepts assignment below.										SIGNED									
SIGNED										DATE									
14. DATE OF CURRENT ILLNESS, INJURY, or PREGNANCY (LMP)										16. DATES PATIENT UNABLE TO WORK IN CURRENT OCCUPATION									
MM DD YY QUAL										FROM MM DD YY TO MM DD YY									
17. NAME OF REFERRING PROVIDER OR OTHER SOURCE										18. HOSPITALIZATION DATES RELATED TO CURRENT SERVICES									
I.M. REFERRING PROVIDER										FROM MM DD YY TO MM DD YY									
19. ADDITIONAL CLAIM INFORMATION (Designated by NUCC)										20. OUTSIDE LAB?									
21. DIAGNOSIS OR NATURE OF ILLNESS OR INJURY Relate A-L to service line below (24E)										22. RESUBMISSION CODE									
A. XXX.X										ORIGINAL REF. NO.									
B. L										23. PRIOR AUTHORIZATION NUMBER									
C. L																			
D. L																			
E. L																			
F. L																			
G. L																			
H. L																			
I. L																			
J. L																			
K. L																			
L. L																			
24. A. DATE(S) OF SERVICE From To										F. CHARGES									
MM DD YY MM DD YY										G. DAYS OF UNITS									
B. PLACE OF SERVICE										H. ICD-9-CM									
C. EMG										I. ID. QUAL									
D. PROCEDURES, SERVICES, OR SUPPLIES (Explain Unusual Circumstances)										J. RENDERING PROVIDER ID. #									
CPT/HCPCS MODIFIER																			
E. DIAGNOSIS POINTER																			
1 MM DD YY XX XXXXX XX X XXXXX 1																			
2																			
3																			
4																			
5																			
6																			
25. FEDERAL TAX ID. NUMBER										27. ACCEPT ASSIGNMENT?									
SSN EIN										YES NO									
1234JED										28. TOTAL CHARGE									
										\$ XXX XX									
31. SIGNATURE OF PHYSICIAN OR SUPPLIER INCLUDING DEGREES OR CREDENTIALS (I certify that the statements on the reverse apply to this bill and are made a part thereof.)										29. AMOUNT PAID									
I.M. Provider										30. Reserved for NUCC Use									
MMDDCCYY																			
SIGNED										33. BILLING PROVIDER INFO & PH #									
DATE										()									
NPI										I.M. PROVIDER									
										1 W WILLIAMS ST									
										ANYTOWN WI 55555-1234									
										a. 0222222220 b. ZZ123456789X									

NUCC Instruction Manual available at: www.nucc.org

PLEASE PRINT OR TYPE

APPROVED OMB-0938-1197 FORM 1500 (02-12)

Sample of an Incorrectly Aligned 1500 Health Insurance Claim Form



HEALTH INSURANCE CLAIM FORM

APPROVED BY NATIONAL UNIFORM CLAIM COMMITTEE (NUCC) 02/12

CARRIER

PATIENT AND INSURED INFORMATION

PHYSICIAN OR SUPPLIER INFORMATION

<input type="checkbox"/> PICA										<input type="checkbox"/> PICA									
1. MEDICARE <input type="checkbox"/> MEDICAID <input checked="" type="checkbox"/> TRICARE <input type="checkbox"/> CHAMPVA <input type="checkbox"/> GROUP HEALTH PLAN <input type="checkbox"/> FECA <input type="checkbox"/> OTHER <input type="checkbox"/> (Medicare) (Medicaid) (DoD) (Member ID) (ID) (ID) (ID)										1a. INSURED'S ID. NUMBER (For Program in Item 1) 1234567890									
2. PATIENT'S NAME (Last Name, First Name, Middle Initial) MEMBER, IM A										4. INSURED'S NAME (Last Name, First Name, Middle Initial) SAME									
5. PATIENT'S ADDRESS (No., Street) 609 WILLOW ST										7. INSURED'S ADDRESS (No., Street)									
3. PATIENT'S BIRTH DATE MM DD YY										6. PATIENT RELATIONSHIP TO INSURED Self <input type="checkbox"/> Spouse <input type="checkbox"/> Child <input type="checkbox"/> Other <input type="checkbox"/>									
8. RESERVED FOR NUCC USE										11. INSURED'S POLICY GROUP OR FECA NUMBER									
9. OTHER INSURED'S NAME (Last Name, First Name, Middle Initial) 55555 (111) 444-4444										10. IS PATIENT'S CONDITION RELATED TO: a. EMPLOYMENT? (Current or Previous) YES <input type="checkbox"/> NO <input type="checkbox"/> b. AUTO ACCIDENT? <input type="checkbox"/> YES <input type="checkbox"/> NO <input type="checkbox"/> c. OTHER ACCIDENT? <input type="checkbox"/> YES <input type="checkbox"/> NO <input type="checkbox"/>									
12. PATIENT'S OR AUTHORIZED PERSON'S SIGNATURE I authorize the release of any medical or other information necessary to process this claim. I also request payment of government benefits either to myself or to the party who accepts assignment below. SIGNED _____ DATE _____										13. INSURED'S OR AUTHORIZED PERSON'S SIGNATURE I authorize payment of medical benefits to the undersigned physician or supplier for services described below. SIGNED _____ DATE _____									
14. DATE OF CURRENT ILLNESS, INJURY, or PREGNANCY (LMP) MM DD YY QUAL										15. OTHER DATE MM DD YY QUAL									
17. NAME OF REFERRING PROVIDER OR OTHER SOURCE I.M. REFERRING PROVIDER										18. HOSPITALIZATION DATES RELATED TO CURRENT SERVICES FROM MM DD YY TO MM DD YY									
19. ADDITIONAL CLAIM INFORMATION (Designated by NUCC)										20. OUTSIDE LAB? <input type="checkbox"/> YES <input type="checkbox"/> NO \$ CHARGES									
21. DIAGNOSIS OR NATURE OF ILLNESS OR INJURY Relate A-L to service line below (24E) ICD 10d.										22. RESUBMISSION CODE ORIGINAL REF. NO.									
24. A. DATE(S) OF SERVICE From MM DD YY To MM DD YY B. PLACE OF SERVICE C. EMG D. PROCEDURES, SERVICES, OR SUPPLIES (Explain Unusual Circumstances) CPT/HCPCS I MODIFIER E. DIAGNOSIS POINTER F. \$ CHARGES G. DAYS OUT UNITS H. ICD 10d. I. ID. QUAL. J. RENDERING PROVIDER ID. #										23. PRIOR AUTHORIZATION NUMBER									
1 MM DD YY XX XXXXX XX X										XXX XX I									
2										NPI									
3										NPI									
4										NPI									
5										NPI									
6										NPI									
25. FEDERAL TAX ID. NUMBER SSN EIN										26. PATIENT'S ACCOUNT NO.									
27. ACCEPT ASSIGNMENT? <input type="checkbox"/> YES <input type="checkbox"/> NO										28. TOTAL CHARGE \$ XXX XX \$									
29. AMOUNT PAID \$										30. Resd for NUCC Use									
31. SIGNATURE OF PHYSICIAN OR SUPPLIER INCLUDING DEGREES OR CREDENTIALS (I certify that the statements on the reverse apply to this bill and are made a part thereof.) I.M. Provider MMDDCCYY										32. SERVICE FACILITY LOCATION INFORMATION I.M. PROVIDER 1 W WILLIAMS ST ANYTOWN WI 55555-1234 0222222220 ZZ1234567890									

NUCC Instruction Manual available at: www.nucc.org

PLEASE PRINT OR TYPE

APPROVED UMB-0938-1197 FORM 1500 (02-12)

Personal Care

Sample of an Incorrectly Aligned UB-04 Claim Form

1 IM BILLING PROVIDER 444 E CLAIREMONT ANYTOWN WI 55555-1234 (444) 444-4444		2		3a PAT CNTL # b MED REC # 117654321		4 TYPE OF BILL XXX	
8 PATIENT NAME MEMBER, IM A		9 PATIENT ADDRESS ON FILE		5 FED TAX NO. 01-2345678		6 STATEMENT COVERS PERIOD FROM MMDDCCYY MMDDCCYY	
10 BIRTHDATE		11 SEX		12 DATE		13 ADMISSION 13 HR 14 TYPE 15 SRC 16 DHR 17 STAT	
18		19		20		21	
22		23		24		25	
26		27		28		29 ACCT STATE	
30		31 OCCURRENCE DATE		32 OCCURRENCE DATE		33 OCCURRENCE DATE	
34		35		36		37	
38		39		40		41	
42		43		44		45	
46		47		48		49	
50		51		52		53	
54		55		56		57	
58		59		60		61	
62		63		64		65	
66		67		68		69	
70		71		72		73	
74		75		76		77	
78		79		80		81	
82		83		84		85	
86		87		88		89	
90		91		92		93	
94		95		96		97	
98		99		100		101	
102		103		104		105	
106		107		108		109	
110		111		112		113	
114		115		116		117	
118		119		120		121	
122		123		124		125	
126		127		128		129	
130		131		132		133	
134		135		136		137	
138		139		140		141	
142		143		144		145	
146		147		148		149	
150		151		152		153	
154		155		156		157	
158		159		160		161	
162		163		164		165	
166		167		168		169	
170		171		172		173	
174		175		176		177	
178		179		180		181	
182		183		184		185	
186		187		188		189	
190		191		192		193	
194		195		196		197	
198		199		200		201	
202		203		204		205	
206		207		208		209	
210		211		212		213	
214		215		216		217	
218		219		220		221	
222		223		224		225	
226		227		228		229	
230		231		232		233	
234		235		236		237	
238		239		240		241	
242		243		244		245	
246		247		248		249	
250		251		252		253	
254		255		256		257	
258		259		260		261	
262		263		264		265	
266		267		268		269	
270		271		272		273	
274		275		276		277	
278		279		280		281	
282		283		284		285	
286		287		288		289	
290		291		292		293	
294		295		296		297	
298		299		300		301	
302		303		304		305	
306		307		308		309	
310		311		312		313	
314		315		316		317	
318		319		320		321	
322		323		324		325	
326		327		328		329	
330		331		332		333	
334		335		336		337	
338		339		340		341	
342		343		344		345	
346		347		348		349	
350		351		352		353	
354		355		356		357	
358		359		360		361	
362		363		364		365	
366		367		368		369	
370		371		372		373	
374		375		376		377	
378		379		380		381	
382		383		384		385	
386		387		388		389	
390		391		392		393	
394		395		396		397	
398		399		400		401	
402		403		404		405	
406		407		408		409	
410		411		412		413	
414		415		416		417	
418		419		420		421	
422		423		424		425	
426		427		428		429	
430		431		432		433	
434		435		436		437	
438		439		440		441	
442		443		444		445	
446		447		448		449	
450		451		452		453	
454		455		456		457	
458		459		460		461	
462		463		464		465	
466		467		468		469	
470		471		472		473	
474		475		476		477	
478		479		480		481	
482		483		484		485	
486		487		488		489	
490		491		492		493	
494		495		496		497	
498		499		500		501	
502		503		504		505	
506		507		508		509	
510		511		512		513	
514		515		516		517	
518		519		520		521	
522		523		524		525	
526		527		528		529	
530		531		532		533	
534		535		536		537	
538		539		540		541	
542		543		544		545	
546		547		548		549	
550		551		552		553	
554		555		556		557	
558		559		560		561	
562		563		564		565	
566		567		568		569	
570		571		572		573	
574		575		576		577	
578		579		580		581	
582		583		584		585	
586		587		588		589	
590		591		592		593	
594		595		596		597	
598		599		600		601	
602		603		604		605	
606		607		608		609	
610		611		612		613	
614		615		616		617	
618		619		620		621	
622		623		624		625	
626		627		628		629	
630		631		632		633	
634		635		636		637	
638		639		640		641	
642		643		644		645	
646		647		648		649	
650		651		652		653	
654		655		656		657	
658		659		660		661	
662		663		664		665	
666		667		668		669	
670		671		672		673	
674		675		676		677	
678		679		680		681	
682		683		684		685	
686		687		688		689	
690		691		692		693	
694		695		696		697	
698		699		700		701	
702		703		704		705	
706		707		708		709	
710		711		712		713	
714		715		716		717	
718		719		720		721	
722		723		724		725	
726		727		728		729	
730		731		732		733	
734		735		736		737	
738		739		740		741	
742		743		744		745	
746		747		748		749	
750		751		752		753	
754		755		756		757	
758		759		760		761	
762		763		764		765	
766		767		768		769	
770		771		772		773	
774		775		776		777	
778		779		780		781	
782		783		784		785	
786		787		788		789	
790		791		792		793	
794		795		796		797	
798		799		800		801	
802		803		804		805	
806		807		808		809	
810		811		812		813	
814		815		816		817	
818		819		820		821	
822		823		824		825	
826		827		828		829	
830		831		832		833	
834		835		836		837	
838		839		840		841	
842		843		844		845	
846		847		848		849	
850		851		852		853	
854		855		856		857	
858		859		860		861	
862		863		864		865	
866		867		868		869	
870		871		872		873	
874		875		876		877	
878		879		880		881	
882		883		884		885	
886		887		888		889	
890		891		892		893	

Personal Care Services

Paper claims for personal care services must be submitted using the UB-04 Claim Form. Claims for personal care services submitted on any other paper claim form are denied.

Providers should use the appropriate claim form instructions for personal care services when submitting these claims.

Disposable Medical Supplies

Paper claims for DMS (disposable medical supplies) services must be submitted using the UB-04 Claim Form. Claims for DMS services submitted on any other paper claim form are denied.

Providers should refer to the DMS service area and use the appropriate claim form instructions for DMS services when submitting these claims.

Obtaining the Claim Forms

ForwardHealth does not provide the UB-04 Claim Form. The form may be obtained from any federal forms supplier.

Topic #22797

Payment Integrity Review Supporting Documentation

Providers are notified that an individual claim is subject to [PIR \(payment integrity review\)](#) through a message on the Portal when submitting claims. When this occurs, providers have seven calendar days to submit the supporting documentation that must be retained in the member's record for the specific service billed. This documentation must be [attached to the claim](#). The following are examples of documentation providers may attach to the claim; however, this list is not exhaustive, and providers may submit any documentation available to substantiate payment:

- | Case management or consultation notes
- | Durable medical equipment or supply delivery receipts or proof of delivery and itemized invoices or bills
- | Face-to-face encounter documentation
- | Individualized plans of care and updates
- | Initial or program assessments and questionnaires to indicate the start DOS (date of service)
- | Office visit documentation
- | Operative reports
- | Prescriptions or test orders
- | Session or service notice for each DOS
- | Testing and lab results
- | Transportation logs
- | Treatment notes

Providers must attach this documentation to the claim at the time of, or up to seven days following, submission of the claim. A claim may be denied if the supporting documentation is not submitted. If a claim is denied, providers may submit a new claim with the required documentation for reconsideration. To reduce provider impact, claims reviewed by the OIG (Office of the Inspector General) will be processed as quickly as possible, with an expected average adjudication of 30 days.

Topic #2485

Personal Care and Travel Time Services Not Prior

Authorized

Wisconsin Medicaid allows Medicaid-enrolled providers to be reimbursed for the first 50 hours of medically necessary personal care and travel time services per calendar year, per member in any combination of prior authorized or non-prior authorized hours. All prior authorized and non-prior authorized services reimbursed in the calendar year, regardless of DOS (date of service) or when the claim is submitted, count toward this 50-hour threshold. Therefore, providers should take care to delay submitting claims for prior authorized personal care hours until **after** claims for non-authorized hours have been finalized.

Providers should submit claims for all personal care and travel time services without PA (prior authorization) on a separate claim form from those services with PA.

Topic #11257

Physician Orders and Plan of Care Requirement

Regardless of the date the provider submits a request to ForwardHealth for personal care PA (prior authorization), the provider may not submit claims for personal care services provided before the provider obtained signed and dated physician orders and the RN (registered nurse) supervisor developed the POC (plan of care) based on the nursing assessment conducted in the member's home.

Topic #10177

Prior Authorization Numbers on Claims

Providers are not required to indicate a PA (prior authorization) number on claims. ForwardHealth interChange matches the claim with the appropriate approved PA request. ForwardHealth's RA (Remittance Advice) and the 835 (835 Health Care Claim Payment/Advice) report to the provider the PA number used to process a claim. If a PA number is indicated on a claim, it will not be used and it will have no effect on processing the claim.

When a PA requirement is added to the list of drugs requiring PA and the effective date of a PA falls in the middle of a billing period, two separate claims that coincide with the presence of PA for the drug must be submitted to ForwardHealth.

Topic #10637

Reimbursement Reduction for Most Paper Claims

As a result of the Medicaid Rate Reform project, ForwardHealth will reduce reimbursement on most claims submitted to ForwardHealth on paper. Most paper claims will be subject up to a \$1.10 reimbursement reduction per claim.

For each claim that a reimbursement reduction was applied, providers will receive an EOB (Explanation of Benefits) to notify them of the payment reduction. For claims with reimbursement reductions, the EOB will state the following, "This claim is eligible for electronic submission. Up to a \$1.10 reduction has been applied to this claim payment."

If a paid claim's total reimbursement amount is less than \$1.10, ForwardHealth will reduce the payment up to a \$1.10. The claim will show on the RA (Remittance Advice) as paid but with a \$0 paid amount.

The reimbursement reduction applies to the following paper claims:

- ▮ 1500 Health Insurance Claim Form ((02/12))

- | UB-04 (CMS 1450) Claim Form
- | [Compound Drug Claim \(F-13073 \(04/2017\)\)](#) form
- | [Noncompound Drug Claim \(F-13072 \(04/2017\)\)](#) form

Exceptions to Paper Claim Reimbursement Reduction

The reimbursement reduction will not affect the following providers or claims:

- | In-state emergency providers
- | Out-of-state providers
- | Medicare crossover claims
- | Any claims that ForwardHealth requires additional supporting information to be submitted on paper, such as:
 - | Hysterectomy claims must be submitted along with an [Acknowledgment of Receipt of Hysterectomy Information \(F-01160 \(06/2013\)\)](#) form
 - | Sterilization claims must be submitted along with a paper [Consent for Sterilization \(F-01164 \(10/2008\)\)](#) form.
 - | Claims submitted to Timely Filing appeals must be submitted on paper with a [Timely Filing Appeals Request \(F-13047 \(08/2015\)\)](#) form.
 - | In certain circumstances, drug claims must be submitted on paper with a [Pharmacy Special Handling Request \(F-13074 \(04/2014\)\)](#) form.
 - | Claims submitted with four or more NDCs (National Drug Codes) for compound and noncompound drugs with specific and non-specific HCPCS (Healthcare Common Procedure Coding System) procedure codes.

Topic #4817

Submitting Paper Attachments With Electronic Claims

Providers may submit paper attachments to accompany electronic claims and electronic claim adjustments. Providers should refer to their [companion guides](#) for directions on indicating that a paper attachment will be submitted by mail.

Paper attachments that go with electronic claim transactions must be submitted with the [Claim Form Attachment Cover Page \(F-13470 \(03/2023\)\)](#). Providers are required to indicate an ACN (attachment control number) for paper attachment(s) submitted with electronic claims. (The ACN is an alphanumeric entry between 2 and 80 digits assigned by the provider to identify the attachment.) The ACN must be indicated on the cover page so that ForwardHealth can match the paper attachment(s) to the correct electronic claim.

ForwardHealth will hold an electronic claim transaction or a paper attachment(s) for up to seven calendar days to find a match. If a match cannot be made within seven days, the claim will be processed without the attachment and will be denied if an attachment is required. When such a claim is denied, both the paper attachment(s) and the electronic claim will need to be resubmitted.

Providers are required to send paper attachments relating to electronic claim transactions to the following address:

ForwardHealth
Claims and Adjustments
313 Blettner Blvd
Madison WI 53784

This does not apply to compound and noncompound claims.

Topic #3508

UB-04 (CMS 1450) Claim Form Instructions for

Personal Care Services

Use the following claim form completion instructions, not the form locator descriptions printed on the claim form, to avoid claim denial or inaccurate claim payment. Complete all required form locators, as appropriate. Do not include attachments unless instructed to do so.

These instructions are for the completion of the UB-04 claim for ForwardHealth. For complete billing instructions, refer to the National UB-04 Uniform Billing Manual prepared by the NUBC (National Uniform Billing Committee). The National UB-04 Uniform Billing Manual contains important coding information not available in these instructions. Providers may purchase the National UB-04 Uniform Billing Manual by calling 312-422-3390 or by accessing the [NUBC website](#).

Members enrolled in ForwardHealth receive a ForwardHealth identification card. Always verify a member's enrollment before providing nonemergency services to determine if there are any limitations on covered services and to obtain the correct spelling of the member's name. Refer to the Online Handbook in the Provider area of the ForwardHealth Portal for more information about verifying enrollment.

Note: Every code used on this claim form, even if the code is entered in a non-required form locator, is required to be a valid code. In addition, each provider is solely responsible for the truthfulness, accuracy, timeliness, and completeness of claims relating to reimbursement for services submitted to ForwardHealth.

Submit completed paper claims to the following address:

ForwardHealth
Claims and Adjustments
313 Blettner Blvd
Madison WI 53784

Form Locator 1 — Provider Name, Address, and Telephone Number

Enter the name of the provider submitting the claim and the provider's complete practice location address. The minimum requirement is the provider's name, city, state, and ZIP+4 code. Do not enter a Post Office Box or a ZIP+4 code associated with a PO Box. The name in Form Locator 1 must correspond with the billing provider number in Form Locator 57.

Form Locator 2 — Pay-to Name, Address, and ID (not required)

Form Locator 3a — Pat. Cntl # (optional)

Providers may enter up to 20 characters of the patient's internal office account number. This number will appear on the RA (Remittance Advice) and/or the 835 (835 Health Care Claim Payment/Advice) transaction.

Form Locator 3b — Med. Rec. # (optional)

Enter the number assigned to the patient's medical/health record by the provider. This number will appear on the RA and/or the 835 transaction.

Form Locator 4 — Type of Bill

Enter the three-digit type of bill code. Type of bill codes for personal care providers include the following:

32X: Home Health — Services under a plan of treatment.

- ┆ 321: Inpatient admit through discharge claim
- ┆ 322: Interim bill — first claim
- ┆ 323: Interim bill — continuing claim
- ┆ 324: Interim bill — final claim

34X: Home Health — Services not under a plan of treatment.

- | 341: Inpatient admit through discharge claim
- | 342: Interim bill — first claim
- | 343: Interim bill — continuing claim
- | 344: Interim bill — final claim

Form Locator 5 — Fed. Tax No.

Data are required in this form locator for OCR (Optical Character Recognition) processing. Any information populated by a provider's computer software is acceptable data for this form locator (e.g., "Same"). If computer software does not automatically complete this form locator, enter information such as the provider's federal tax identification number.

Form Locator 6 — Statement Covers Period (From — Through)

Enter both dates in MMDDYY format (e.g., November 3, 2008, would be 110308). Include the date of discharge or death.

Form Locator 7 — Unlabeled Field (not required)

Form Locator 8 a-b — Patient Name

Enter the member's last name and first name, separated by a space or comma, in Form Locator 8b. Use Wisconsin's EVS (Enrollment Verification System) to obtain the correct spelling of the member's name. If the name or spelling of the name on the ForwardHealth card and the EVS do not match, use the spelling from the EVS.

Form Locator 9 a-e — Patient Address

Data are required in this form locator for OCR processing. Any information populated by a provider's computer software is acceptable data for this form locator (e.g., "On file"). If computer software does not automatically complete this form locator, enter information such as the member's complete address in field 9a.

Form Locator 10 — Birthdate

Enter the member's birth date in MMDDCCYY format (e.g., September 25, 1975, would be 09251975).

Form Locator 11 — Sex

Specify the member's gender as male with an "M" or female with an "F." If the member's gender is unknown, enter "U."

Form Locator 12 — Admission Date (not required)

Form Locator 13 — Admission Hr (not required)

Form Locator 14 — Priority (Type) of Admission or Visit

Enter the appropriate admission type for the services rendered. Refer to the UB-04 Billing Manual for more information.

Form Locator 15 — Point of Origin for Admission or Visit

Enter the code indicating the source of this admission. Refer to the UB-04 Billing Manual for more information.

Form Locator 16 — DHR (not required)

Form Locator 17 — Patient Discharge Status

Enter the code indicating disposition or discharge status of the member at the end service for the period covered on this claim. Refer to the UB-04 Billing Manual for more information.

Form Locators 18-28 — Condition Codes (required, if applicable)

Enter the code(s) identifying a condition related to this claim, if appropriate. Refer to the UB-04 Billing Manual for more information.

Form Locator 29 — ACDT State (not required)**Form Locator 30 — Unlabeled Field (not required)****Form Locators 31-34 — Occurrence Code and Date (required, if applicable)**

If appropriate, enter the code and associated date defining a significant event relating to this claim that may affect payer processing. All dates must be printed in the MMDDYY format. Refer to the UB-04 Billing Manual for more information.

Form Locator 35-36 — Occurrence Span Code (From — Through) (not required)**Form Locator 37 — Unlabeled Field (not required)****Form Locator 38 — Responsible Party Name and Address (not required)****Form Locators 39-41 a-d — Value Code and Amount (not required)****Form Locator 42 — Rev. Cd.**

Enter the appropriate four-digit revenue code as defined by the NUBC that identifies a specific accommodation or ancillary service. Refer to personal care publications or the UB-04 Billing Manual for information and codes.

Form Locator 43 — Description

Do not enter any dates in this form locator.

Form Locator 44 — HCPCS/Rate/HIPPS Code

Enter the appropriate five-digit procedure code and the appropriate modifier. Refer to the personal care service area for appropriate modifiers.

Form Locator 45 — Serv. Date

Enter the single "from" DOS (date of service) in MMDDYY format in this form locator.

Form Locator 46 — Serv. Units

Enter the number of units of service or visits where appropriate. For each DOS, indicate whole units rounded to the nearest 15 minutes (15 minutes = 1 unit).

Form Locator 47 — Total Charges (by Accommodation/Ancillary Code Category)

Enter the usual and customary charges for each line item.

Form Locator 48 — Non-covered Charges (not required)**Form Locator 49 — Unlabeled Field**

Enter the "to" DOS in DD format only if the detail line includes a range of consecutive dates. The revenue code, procedure code and modifiers (if applicable), service units, and the charge must be identical for each date within the range.

Detail Line 23**PAGE ____ OF ____**

Enter the current page number in the first blank and the total number of pages in the second blank. This information must be included for both single- and multiple-page claims.

CREATION DATE (not required)**TOTALS**

Enter the sum of all charges for the claim in this field. If submitting a multiple-page claim, enter the total charge for the claim (i.e., the sum of all details from all pages of the claim) only on the last page of the claim.

Form Locator 50 A-C — Payer Name (not required)

Form Locator 51 A-C — Health Plan ID (not required)

Form Locator 52 A-C — Rel. Info (not required)

Form Locator 53 A-C — Asg. Ben. (not required)

Form Locator 54 A-C — Prior Payments (not required)

Form Locator 55 A-C — Est. Amount Due (not required)

Form Locator 56 — NPI (National Provider Identifier)(not required)

Form Locator 57 — Other Provider ID

Enter the provider number in this form locator. The provider number in Form Locator 57 should correspond with the name in Form Locator 1.

Form Locator 58 A-C — Insured's Name

Data are required in this form locator for OCR processing. Any information populated by a provider's computer software is acceptable data for this form locator (e.g., "Same"). If computer software does not automatically complete this form locator, enter information such as the member's last name, first name, and middle initial.

Form Locator 59 A-C — P. Rel (not required)

Form Locator 60 A-C — Insured's Unique ID

Enter the member identification number. Do not enter any other numbers or letters. Use the ForwardHealth card or the EVS to obtain the correct member ID.

Form Locator 61 A-C — Group Name (not required)

Form Locator 62 A-C — Insurance Group No. (not required)

Form Locator 63 A-C — Treatment Authorization Codes (not required)

Form Locator 64 A-C — Document Control Number (not required)

Form Locator 65 A-C — Employer Name (not required)

Form Locator 66 — Dx (not required)

Form Locator 67 — Principal Diagnosis Code and Present on Admission Indicator

Enter the valid, most specific ICD (International Classification of Diseases) code describing the principal diagnosis (e.g., the condition established after study to be chiefly responsible for causing the admission or other health care episode). Do not enter manifestation codes as the principal diagnosis; code the underlying disease first. The principal diagnosis may not include External Cause of Morbidity codes.

Form Locators 67A-Q — Other Diagnosis Codes and Present on Admission Indicator

Enter valid, most specific ICD diagnosis codes corresponding to additional conditions that coexist at the time of admission, or develop subsequently, and that have an effect on the treatment received or the length of stay. Diagnoses that relate to an earlier

episode and have no bearing on this episode are to be excluded. Providers should prioritize diagnosis codes as relevant to this claim.

Form Locator 68 — Unlabeled Field (not required)

Form Locator 69 — Admit Dx (not required)

Form Locator 70 — Patient Reason Dx (not required)

Form Locator 71 — PPS Code (not required)

Form Locator 72 — ECI (not required)

Form Locator 73 — Unlabeled Field (not required)

Form Locator 74 — Principal Procedure Code and Date (not required)

Form Locator 74 a-e — Other Procedure Code and Date (not required)

Form Locator 75 — Unlabeled Field (not required)

Form Locator 76 — Attending (not required)

Form Locator 77 — Operating (not required)

Form Locators 78 and 79 — Other Provider Name and Identifiers

Enter the referring provider's NPI, followed by "DN" in the qualifier field and the last and first names of the provider in the appropriate fields. If a rendering provider is required on the claim, enter the rendering provider's NPI, followed by "82" in the qualifier field and the last and first names of the provider in the appropriate fields.

Form Locator 80 — Remarks (not required)

Form Locator 81 a-d — CC (not required)

Topic #11677

Uploading Claim Attachments Via the Portal

Providers are able to upload attachments for most claims via the secure Provider area of the ForwardHealth Portal. This allows providers to submit all components for claims electronically.

Providers are able to upload attachments via the Portal when a claim is suspended and an attachment was indicated but not yet received. Providers are able to upload attachments for any suspended claim that was submitted electronically. Providers should note that all attachments for a suspended claim must be submitted within the same business day.

Claim Types

Providers will be able to upload attachments to claims via the Portal for the following claim types:

- ┆ Professional.
- ┆ Institutional.

- ┆ Dental.

The submission policy for compound and noncompound drug claims does not allow attachments.

Document Formats

Providers are able to upload documents in the following formats:

- ┆ JPEG (Joint Photographic Experts Group) (.jpg or .jpeg).
- ┆ PDF (Portable Document Format) (.pdf).
- ┆ Rich Text Format (.rtf).
- ┆ Text File (.txt).

JPEG files must be stored with a ".jpg" or ".jpeg" extension; text files must be stored with a ".txt" extension; rich text format files must be stored with a ".rtf" extension; and PDF files must be stored with a ".pdf" extension.

Microsoft Word files (.doc) cannot be uploaded but can be saved and uploaded in Rich Text Format or Text File formats.

Uploading Claim Attachments

Claims Submitted by Direct Data Entry

When a provider submits a DDE (Direct Data Entry) claim and indicates an attachment will also be included, a feature button will appear and link to the DDE claim screen where attachments can be uploaded.

Providers are still required to indicate on the DDE claim that the claim will include an attachment via the "Attachments" panel.

Claims will suspend for seven days before denying for not receiving the attachment.

Claims Submitted by Provider Electronic Software and 837 Health Care Claim Transactions

Providers submitting claims via 837 (837 Health Care Claim) transactions are required to indicate attachments via the PWK segment. Providers submitting claims via PES (Provider Electronic Solutions) software will be required to indicate attachments via the attachment control field. Once the claim has been submitted, providers will be able to search for the claim on the Portal and upload the attachment via the Portal. Refer to the Implementation Guides for how to use the PWK segment in 837 transactions and the [PES Manual](#) for how to use the attachment control field.

Claims will suspend for seven days before denying for not receiving the attachment.

Responsibilities

Topic #516

Accuracy of Claims

The provider is responsible for the accuracy, truthfulness, and completeness of all claims submitted whether prepared or submitted by the provider or by an outside billing service or clearinghouse.

Providers may submit claims only **after** the service is provided.

A provider may not seek reimbursement from ForwardHealth for a [noncovered service](#) by charging ForwardHealth for a [covered service](#) that was not actually provided to the member and then applying the reimbursement toward the noncovered service. In addition, a provider may not seek reimbursement for two separate covered services to receive additional reimbursement over the maximum allowed amount for the one service that was provided. Such actions are considered fraudulent.

Topic #4823

Billing for Personal Care Services Provided

For each DOS (date of service), the provider is required to bill only for the amount of time it actually takes to complete the tasks. For each day and for all personal care services provided (regardless of the number of PCWs (personal care worker) assisting the member each day), the provider is to add up the time and round it to the nearest unit for billing the DOS. The number of units billed for the week should not exceed the number authorized for the week.

The provider should reduce the amount of time billed if time was authorized for tasks that were not provided as indicated on the [PCST \(Personal Care Screening Tool, F-11133 \(08/2017\)\)](#). The reduced amount should be proportionate to the amount allocated by the PCST and authorized by BadgerCare Plus. Authorized services that are provided less often than indicated on the PCST (that is, number of times per day or days per week) may be recouped.

Topic #4826

Frequencies Indicated on the Personal Care Screening Tool and Requested on the Prior Authorization Request Form

The documentation for PCW (personal care worker) services indicated on the [PCST \(Personal Care Screening Tool, F-11133 \(08/2017\)\)](#), should match the frequencies on the [PA/RF \(Prior Authorization/Request Form, F-11018 \(05/2013\)\)](#), physician orders, and the POC (plan of care).

For example, if the screener indicated on the PCST that PCW services would be provided five days per week, then the same frequency must be indicated in the following documents:

- ▮ PA/RF. The provider must request the number of units needed to provide services for the member five days per week.
- ▮ Physician orders. The physician orders must clearly indicate that medically necessary services are ordered five days per

week.

- ┆ POC. The POC must state that services are to be provided five days per week.

It is imperative that medical records accurately reflect the correlation among physician orders, POC, PCST, and the daily documentation for PCW services.

During an audit, DMS (Division of Medicaid Services) staff will check frequencies on the PCST, the PA/RF, the physician orders, the POC, and daily documentation to verify that the frequencies match or have been prorated according to the services provided. In addition, the frequencies indicated on the PCST should also reflect the frequencies per day per week that the agency providing personal care services will provide. For example, if services indicated on the PCST are to be provided five days per week, the provider may not then use the total weekly allocation for less than five days per week.

Topic #22798

Payment Integrity Review Program

The PIR (Payment Integrity Review) program:

- ┆ Allows the OIG (Office of the Inspector General) to review claims prior to payment.
- ┆ Requires providers to [submit all required documentation](#) to support approval and payment of PIR-selected claims.

The goal of the PIR program is to further safeguard the integrity of Wisconsin DHS (Department of Health Services)-administered public assistance programs, such as BadgerCare Plus and Wisconsin Medicaid, from fraud, waste, and abuse by:

- ┆ Proactively reviewing claims prior to payment to ensure federal and state requirements are met.
- ┆ Providing enhanced, compliance-based technical assistance to meet the specific needs of providers.
- ┆ Increasing the monitoring of benefit and service areas that are at high risk for fraud, waste, and abuse.

Fraud, waste, and abuse includes the potential overutilization of services or other practices that directly or indirectly result in unnecessary program costs, such as:

- ┆ Billing for items or services that were not rendered.
- ┆ Incorrect or excessive billing of CPT (Current Procedural Terminology) or HCPCS (Healthcare Common Procedure Coding System) procedure codes.
- ┆ Unit errors, duplicate charges, and redundant charges.
- ┆ Billing for services outside of the provider specialty.
- ┆ Insufficient documentation in the medical record to support the charges billed.
- ┆ Lack of medical necessity or noncovered services.

Note: Review of claims in the PIR process does not preclude claims from future post-payment audits or review.

Payment Integrity Review Program Overview

When a provider submits a claim electronically via the ForwardHealth Portal, the system will display a message if the claim is subject to PIR. The message will instruct providers to [submit supporting documentation](#) with the claim. Providers have seven days to attach documentation to claims. The claim will automatically be denied if documentation is not attached within seven days.

Claims that meet PIR requirements may be eligible for payment once they are accurate and complete. Claims that do not meet PIR requirements may be denied or repriced. In these cases, providers are encouraged to:

- ┆ Review the EOB (Explanation of Benefits) for billing errors.
- ┆ Refer to the Online Handbook for claims documentation and program policy requirements.

- Correct the PIR billing errors and resubmit the claim.

Types of Payment Integrity Review

There are three types of review in the PIR program:

- Claims Review
- Pre-Payment Review
- Intermediate Sanctions

For each type of review, providers must submit supporting documentation that substantiates the CPT and/or HCPCS procedure codes on the claim.

	Claims Review	Pre-Payment Review	Intermediate Sanction
How claims are selected for review	A sampling of claims is selected from providers, provider types, benefit areas, or service codes identified by the OIG.	The OIG has reasonable suspicion that a provider is violating program rules.	The OIG has established cause that a provider is violating program rules.
How providers are notified that selected claims are under review	The provider receives a message on the Portal.	The provider receives a Provider Notification letter and message on the Portal.	The provider receives a Notice of Intermediate Sanction letter and message on the Portal.
How to successfully exit the review	Claims are selected for review based on a pre-determined percentage of claim submissions of specific criteria. All providers who bill the service codes that are part of this criteria are subject to review, regardless of their compliance rates.	75 percent of a provider's reviewed claims over a three-month period must be paid as submitted. The number of claims submitted during the three-month period may not drop more than 10 percent of the provider's volume of submitted claims prior to pre-payment review.	The provider must meet parameters set during the sanction process.

Claims Review

In accordance with Wis. Admin. Code § [DHS 107.02\(2\)](#), the OIG may identify providers, provider types, benefit areas, or procedure codes, and based on those criteria, choose a sampling of claims to review prior to payment. When a claim submitted through the Portal that meets one of these criteria is selected for review, a message will appear on the Portal to notify the provider that the claim must be submitted with all necessary supporting documentation within seven calendar days. The claim will automatically be denied if documentation is not attached within seven days.

Pre-Payment Review

In accordance with Wis. Admin Code § [DHS 106.11](#), if the OIG has cause to suspect that a provider is prescribing or providing services that are not necessary for members, are in excess of the medical needs of members, or do not conform to applicable

professional practice standards, the provider's claims may be subject to review prior to payment. Providers who are subject to this type of review will receive a Pre-Payment Review Initial Notice letter, explaining that the OIG has identified billing practice or program integrity concerns in the provider's claims that warrant the review. This notice details the steps the provider must follow to substantiate their claims and the length of time their claims will be subject to review. Additionally, a message will appear on the Portal when the provider submits claims to notify the provider that certain claims must be submitted with all necessary supporting documentation within seven calendar days. The claim will automatically be denied if documentation is not attached within seven days.

For a provider to be considered for removal from pre-payment review, both of the following conditions must be met:

- ▮ 75 percent of the provider's reviewed claims over a three-month period are approved to be paid.
- ▮ The number of claims the provider submits during that three-month period may not drop more than 10 percent from their submitted claim amount prior to pre-payment review.

The OIG reserves the right to adjust these thresholds according to the facts of the case.

Intermediate Sanction Review

In accordance with Wis. Admin. Code § [DHS 106.08\(3\)\(d\)](#), if the OIG has established cause that a provider is violating program rules, the OIG may impose an intermediate sanction that requires the provider's claims to be reviewed prior to payment. Providers who are subject to this type of review will be sent an official Intermediate Sanction Notice letter from the OIG that details the program integrity concerns that warrant the sanction, the length of time the sanction will apply, and the provider's right to appeal the sanction. The provider also will receive a message on the Portal when submitting claims that indicates certain claims must be submitted with the necessary supporting documentation within seven calendar days. The claim will automatically be denied if documentation is not attached within seven days.

For a provider to be considered for removal from an intermediate sanction, the provider must meet the parameters set during the sanction process.

Topic #547

Submission Deadline

ForwardHealth recommends that providers submit claims at least on a monthly basis. Billing on a monthly basis allows the maximum time available for filing and refiling before the mandatory submission deadline.

With few exceptions, state and federal laws require that providers submit correctly completed claims before the submission deadline.

Providers are responsible for resolving claims. Members are not responsible for resolving claims. To resolve claims before the submission deadline, ForwardHealth encourages providers to use all available resources.

Claims

To receive reimbursement, claims and adjustment requests must be received within 365 days of the DOS (date of service). This deadline applies to claims, corrected claims, and adjustments to claims.

Crossover Claims

To receive reimbursement for services that are allowed by Medicare, claims and adjustment requests for coinsurance, copayment, and deductible must be received within 365 days of the DOS or within 90 days of the Medicare processing date, whichever is

later. This deadline applies to all claims, corrected claims, and adjustments to claims. Providers should submit these claims through normal processing channels (not timely filing).

Exceptions to the Submission Deadline

State and federal laws provide eight exceptions to the submission deadline. According to federal regulations and Wis. Admin. Code [DHS 106.03](#), ForwardHealth may consider exceptions to the submission deadline only in the following circumstances:

- | Change in a nursing home resident's [LOC \(level of care\)](#) or [liability amount](#)
- | Decision made by a court order, fair hearing, or the Wisconsin DHS (Department of Health Services)
- | Denial due to discrepancy between the member's enrollment information in ForwardHealth interChange and the member's actual enrollment
- | Reconsideration or recoupment
- | Retroactive enrollment for persons on GR (General Relief)
- | Medicare denial occurs after ForwardHealth's submission deadline
- | Refund request from an other health insurance source
- | Retroactive member enrollment

ForwardHealth has no authority to approve any other exceptions to the submission deadline.

Claims or adjustment requests that meet one of the exceptions to the submission deadline may be submitted to [Timely Filing](#).

Topic #517

Usual and Customary Charges

For most services, providers are required to indicate their usual and customary charge when submitting claims. The usual and customary charge is the provider's charge for providing the same service to persons not entitled to the program's benefits. For providers who have not established usual and customary charges, the charge should be reasonably related to the provider's cost for providing the service.

Providers may not discriminate against BadgerCare Plus or Medicaid members by charging a higher fee for the same service than that charged to a private-pay patient.

For services requiring a member copayment, providers should still indicate their usual and customary charge. The copayment amount collected from the member should not be deducted from the charge submitted. When applicable, ForwardHealth automatically deducts the copayment amount.

For most services, ForwardHealth reimburses the lesser of the provider's usual and customary charge, plus a professional dispensing fee, if applicable, or the maximum allowable fee established.

Topic #2490

Home and Community-Based Waiver Requirements

According to home and community-based waiver requirements, providers are required to submit claims for BadgerCare Plus fee-for-service services prior to utilizing Medicaid waiver funds for services available under fee-for-service in the state plan (Medicaid Community Waivers Manual, Chapter 1, section 1.08[11]).

Providers may not discriminate against BadgerCare Plus or Medicaid members by charging a higher fee for the services than is charged to non-BadgerCare Plus or Medicaid patients.

Responses

Topic #540

An Overview of the Remittance Advice

The RA (Remittance Advice) provides important information about the processing of claims and adjustment requests as well as additional financial transactions such as refunds or recoupment amounts withheld. ForwardHealth provides [electronic RAs](#) to providers on their secure ForwardHealth Portal accounts when at least one claim, adjustment request, or financial transaction is processed. RAs are generated from the appropriate ForwardHealth program when at least one claim, adjustment request, or financial transaction is processed. An RA is generated regardless of how a claim or adjustment is submitted (electronically or on paper). Generally, payment information is released and an RA is generated by ForwardHealth no sooner than the first state business day following the financial cycle.

Providers are required to access their secure [ForwardHealth provider Portal account](#) to obtain their RA.

RAs are accessible to providers in a TXT (text) format via the secure Provider area of the Portal. Providers are also able to download the RA from their secure provider Portal account in a CSV (comma-separated values) format.

Topic #5092

Provider Number on the Remittance Advice

Providers that are exempt from NPI (National Provider Identifier) requirements will see their provider number listed as the "Payee ID" on their RAs.

Topic #4818

Calculating Totals on the Remittance Advice for Adjusted and Paid Claims

The total amounts for all adjusted or paid claims reported on the RA (Remittance Advice) appear at the end of the adjusted claims and paid claims sections. ForwardHealth calculates the total for each section by adding the net amounts for all claims listed in that section. Cutback amounts are subtracted from the allowed amount to reach the total reimbursement for the claims.

Note: Some cutbacks that are reported in detail lines will appear as EOB (Explanation of Benefits) codes and will not display an exact dollar amount.

Topic #534

Claim Number

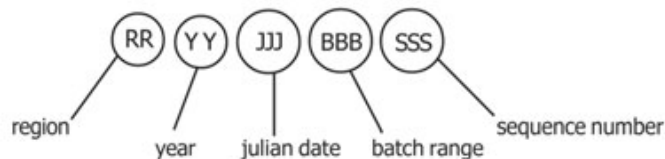
Each claim or adjustment request received by ForwardHealth is assigned a unique claim number (also known as the ICN (internal control number)). However, denied real-time compound and noncompound claims are not assigned an ICN, but receive an authorization number. Authorization numbers are not reported to the RA (Remittance Advice) or 835 (835 Health Care Claim Payment/Advice).

Interpreting Claim Numbers

The [ICN](#) consists of 13 digits that identify valuable information (e.g., the date the claim was received by ForwardHealth, how the claim was submitted) about the claim or adjustment request.

Interpreting Claim Numbers

Each claim and adjustment received by ForwardHealth is assigned a unique claim number (also known as the internal control number or ICN). This number identifies valuable information about the claim and adjustment request. The following diagram and table provide detailed information about interpreting the claim number.



Type of Number and Description	Applicable Numbers and Description
Region — Two digits indicate the region. The region indicates how ForwardHealth received the claim or adjustment request.	10 — Paper Claims with No Attachments 11 — Paper Claims with Attachments 20 — Electronic Claims with No Attachments 21 — Electronic Claims with Attachments 22 — Internet Claims with No Attachments 23 — Internet Claims with Attachments 25 — Point-of-Service Claims 26 — Point-of-Service Claims with Attachments 40 — Claims Converted from Former Processing System 45 — Adjustments Converted from Former Processing System 50–59 — Adjustments 67 — Cash Payment Applied 80 — Claim Resubmissions 90–91 — Claims Requiring Special Handling
Year — Two digits indicate the year ForwardHealth received the claim or adjustment request.	For example, the year 2008 would appear as 08.
Julian date — Three digits indicate the day of the year, by Julian date, that ForwardHealth received the claim or adjustment request.	For example, February 3 would appear as 034.
Batch range — Three digits indicate the batch range assigned to the claim.	The batch range is used internally by ForwardHealth.
Sequence number — Three digits indicate the sequence number assigned within the batch range.	The sequence number is used internally by ForwardHealth.

Topic #535

Claim Status

ForwardHealth generally processes claims and adjustment requests within 30 days of receipt. Providers may check the status of a claim or adjustment request using the [AVR \(Automated Voice Response\)](#) system or the 276/277 (276/277 Health Care Claim Status Request and Response) transaction.

If a claim or adjustment request does not appear in claim status within 45 days of the date of submission, a copy of the original claim or adjustment request should be resubmitted through normal processing channels.

Topic #4746

Cutback Fields on the Remittance Advice for Adjusted and Paid Claims

Cutback fields indicate amounts that reduce the allowed amount of the claim. Examples of cutbacks include other insurance, member copayment, spenddown amounts, deductibles, or patient liability amounts. Amounts indicated in a cutback field are subtracted from the total allowed reimbursement.

Providers should note that cutback amounts indicated in the header of an adjusted or paid claim section apply only to the header. Not all cutback fields that apply to a detail line (such as copayments or spenddowns) will be indicated on the RA (Remittance Advice); the detail line EOB (Explanation of Benefits) codes inform providers that an amount was deducted from the total reimbursement but may not indicate the exact amount.

Note: Providers who receive [835 \(835 Health Care Claim Payment/Advice\)](#) transactions will be able to see all deducted amounts on paid and adjusted claims.

Topic #537

Electronic Remittance Information

Providers are required to access their secure [ForwardHealth provider Portal account](#) to obtain their RAs (Remittance Advices). Electronic RAs on the Portal are not available to the following providers because these providers are not allowed to establish Portal accounts by their Provider Agreements:

- ┆ In-state emergency providers
- ┆ Out-of-state providers
- ┆ Out-of-country providers

RAs are accessible to providers in a TXT (text) format or from a CSV (comma-separated values) file via the secure Provider area of the Portal.

Text File

The TXT format file is generated by financial payer and listed by RA number and RA date on the secure provider Portal account under the "View Remittance Advices" menu. RAs from the last 121 days are available in the TXT format. When a user clicks on an RA, a pop-up window displays asking if the user would like to "Open" or "Save" the file. If "Open" is chosen, the document opens based on the user's application associated with opening text documents. If "Save" is chosen, the "Save As" window will open. The user can then browse to a location on their computer or network to save the document.

Users should be aware that "Word Wrap" must be turned off in the Notepad application. If it is not, it will cause distorted formatting. Also, users may need to resize the Notepad window to view all of the data. Providers wanting to print their files must ensure that the "Page Setup" application is set to the "Landscape" setting; otherwise, the printed document will not contain all the information.

Comma-Separated Values Downloadable File

A CSV file is a file format accepted by a wide range of computer software programs. Downloadable CSV-formatted RAs allow users the benefits of building a customized RA specific to their use and saving the file to their computer. The CSV file on a provider's Portal appears as linear text separated by commas until it is downloaded into a compatible software program. Once downloaded, the file may be saved to a user's computer and the data manipulated, as desired.

To access the CSV file, providers should select the "View Remittance Advices" menu at the top of the provider's Portal home page.

The CSV files are generated per financial payer and listed by RA number and RA date. A separate CSV file is listed for the last 10 RAs. Providers can select specific sections of the RA by date to download, making the information easy to read and organize.

The CSV file may be downloaded into a Microsoft Office Excel spreadsheet or into another compatible software program, such as Microsoft Office Access or OpenOffice. OpenOffice is a free software program obtainable from the internet. Google Docs and ZDNet also offer free spreadsheet applications. Microsoft Office Excel, a widely used program, is a spreadsheet application for Microsoft Windows and Mac OS. The 1995 Office Excel for Windows (Version 7.0) included in Office 95 or a newer version is recommended for maximum file capabilities when downloading the CSV file. Earlier versions of Microsoft Office Excel will work with the CSV file; however, files exceeding 65,000 lines may need to be split into smaller files when downloading using earlier versions. Microsoft Office Access can manage larger data files.

Refer to the CSV User Guide on the [User Guides page](#) of the Portal for instructions about Microsoft Office Excel functions that can be used to manipulate RA data downloaded from the CSV file.

835

Electronic remittance information may be obtained using the [835 \(835 Health Care Claim Payment/Advice\)](#) transaction. It provides useful information regarding the processing of claims and adjustment requests, which includes the status or action taken on a claim; claim detail, adjustment, or adjustment detail for all claims and adjustments processed that week, regardless of whether they are reimbursed or denied. However, a real-time compound or noncompound claim will not appear on remittance information if the claim is denied by ForwardHealth. ForwardHealth releases payment information to the 835 no sooner than on the first state business day following the financial cycle.

Provider Electronic Solutions Software

ForwardHealth offers electronic billing software at no cost to providers. The PES (Provider Electronic Solutions) software allows providers to submit electronic claims and claim reversals and to download the 835 transaction. To obtain PES software, providers may download it from the [ForwardHealth Portal](#). For assistance installing and using PES software, providers may call the [EDI \(Electronic Data Interchange\) Helpdesk](#).

Topic #4822

Explanation of Benefit Codes in the Claim Header and in the Detail Lines

EOB (Explanation of Benefits) codes are four-digit numeric codes specific to ForwardHealth that correspond to a printed message about the status or action taken on a claim, claim detail, adjustment, or adjustment detail.

The claim processing sections of the RA (Remittance Advice) report EOBs for the claim header information and detail lines, as appropriate. Header information is a summary of the information from the claim, such as the DOS (date of service) that the claim

covers or the total amount paid for the claim. Detail lines report information from the claim details, such as specific procedure codes or revenue codes, the amount billed for each code, and the amount paid for a detail line item.

Header EOBs are listed below the claim header information and pertain only to the header information. Detail line EOBs are listed after each detail line and pertain only to the detail line.

TEXT File

EOB codes and descriptions are listed in the RA information in the TXT (text) file.

CSV File

EOB codes are listed in the RA information from the CSV (comma-separated values) file; however, the printed messages corresponding to the codes do not appear in the file. The [EOB Code Listing](#) matching standard EOB codes to explanation text is available on the Portal for reference.

Topic #13437

ForwardHealth-Initiated Claim Adjustments

There are times when ForwardHealth must initiate a claim adjustment to address claim issues that do not require provider action and do not affect reimbursement.

Claims that are subject to this type of ForwardHealth-initiated claim adjustment will have EOB (Explanation of Benefits) code 8234 noted on the RA (Remittance Advice).

The adjusted claim will be assigned a new claim number, known as an ICN (internal control number). The new ICN will begin with "58." If the provider adjusts this claim in the future, the new ICN will be required when resubmitting the claim.

Topic #4820

Identifying the Claims Reported on the Remittance Advice

The RA (Remittance Advice) reports the first 12 characters of the MRN (medical record number) and/or a PCN (patient control number), also referred to as Patient Account Number, submitted on the original claims. The MRN and PCN fields are located beneath the member's name on any section of the RA that reports claims processing information.

Providers are strongly encouraged to enter these numbers on claims. Entering the MRN and/or the PCN on claims may assist providers in identifying the claims reported on the RA.

Note: Claims processing sections for dental and drug claims do not include the MRN or the PCN.

Topic #11537

National Correct Coding Initiative

As part of the federal PPACA (Patient Protection and Affordable Care Act) of 2010, the federal CMS (Centers for Medicare

and Medicaid Services) are required to promote correct coding and control improper coding leading to inappropriate payment of claims under Medicaid. The NCCI (National Correct Coding Initiative) is the CMS response to this requirement. The NCCI includes the creation and implementation of claims processing edits to ensure correct coding on claims submitted for Medicaid reimbursement.

ForwardHealth is required to implement the NCCI in order to monitor all professional claims and outpatient hospital claims submitted with CPT (Current Procedural Terminology) or HCPCS (Healthcare Common Procedure Coding System) procedure codes for Wisconsin Medicaid, BadgerCare Plus, WCDP (Wisconsin Chronic Disease Program), and Family Planning Only Services for compliance with the following NCCI edits:

- ┆ MUE (Medically Unlikely Edits), or units-of-service detail edits
- ┆ Procedure-to-procedure detail edits

The NCCI editing will occur in addition to/along with current procedure code review and editing completed by Change Healthcare ClaimsXten and in ForwardHealth interChange.

Medically Unlikely Detail Edits

MUE, or units-of-service detail edits, define the maximum units of service that a provider would report under most circumstances for a single member on a single DOS (date of service) for each CPT or HCPCS procedure code. If a detail on a claim is denied for MUE, providers will receive an EOB (Explanation of Benefits) code on the RA (Remittance Advice) indicating that the detail was denied due to NCCI.

An example of an MUE would be if procedure code 11102 (tangential biopsy of skin [eg, shave, scoop, saucerize, curette]; single lesion) was billed by a provider on a professional claim with a quantity of two or more. This procedure is medically unlikely to occur more than once; therefore, if it is billed with units greater than one, the detail will be denied.

Procedure-to-Procedure Detail Edits

Procedure-to-procedure detail edits define pairs of CPT or HCPCS codes that should not be reported together on the same DOS for a variety of reasons. This edit applies across details on a single claim or across different claims. For example, an earlier claim that was paid may be denied and recouped if a more complete code is billed for the same DOS on a separate claim. If a detail on a claim is denied for procedure-to-procedure edit, providers will receive an EOB code on the RA indicating that the detail was denied due to NCCI.

An example of a procedure-to-procedure edit would be if procedure codes 11451 (excision of skin and subcutaneous tissue for hidradenitis, axillary; with complex repair) and 93000 (electrocardiogram, routine ECG with at least 12 leads; with interpretation and report) were billed on the same claim for the same DOS. Procedure code 11451 describes a more complex service than procedure code 93000, and therefore, the secondary procedure would be denied.

Quarterly Code List Updates

CMS will issue quarterly revisions to the table of codes subject to NCCI edits that ForwardHealth will adopt and implement. Refer to the [CMS Medicaid website](#) for downloadable code lists.

Claim Details Denied as a Result of National Correct Coding Initiative Edits

Providers should take the following steps if they are uncertain why particular services on a claim were denied:

- ┆ Review ForwardHealth remittance information for the EOB message related to the denial.
- ┆ Review the claim submitted to ensure all information is accurate and complete.

- | Consult current CPT and HCPCS publications to make sure proper coding instructions were followed.
- | Consult current ForwardHealth publications, including the Online Handbook, to make sure current policy and billing instructions were followed.
- | Call [Provider Services](#) for further information or explanation.

If reimbursement for a claim or a detail on a claim is denied due to an MUE or procedure-to-procedure edit, providers may appeal the denial. Following are instructions for submitting an appeal:

- | Complete the [Adjustment/Reconsideration Request \(F-13046 \(08/2015\)\)](#) form. In Element 16, select the "Consultant review requested" checkbox and the "Other/comments" checkbox. In the "Other/comments" text box, indicate "Reconsideration of an NCCI denial."
- | Attach notes/supporting documentation.
- | Submit a claim, Adjustment/Reconsideration Request, and additional notes/supporting documentation to ForwardHealth for processing.

Topic #539

Obtaining the Remittance Advice

Providers are required to access their secure ForwardHealth provider Portal account to obtain RAs (Remittance Advice). The secure Portal allows providers to conduct business and exchange electronic transactions with ForwardHealth. A separate Portal account is required for each financial payer.

Providers who do not have a [ForwardHealth provider Portal account](#) may request one.

RAs are accessible to providers in a TXT (text) format via the secure provider Portal account. The TXT format file is generated per financial payer and listed by RA number and RA date on the secure provider Portal account under "View Remittance Advices" menu at the top of the provider's Portal home page. RAs from the last 121 days are available in the TXT format.

Providers can also access RAs in a CSV (comma-separated values) format from their secure provider Portal account. The CSV files are generated per financial payer and listed by RA number and RA date on the secure provider Portal account under "View Remittance Advices" menu at the top of the provider's Portal home page. A separate CSV file is listed for the last 10 RAs.

Topic #4745

Overview of Claims Processing Information on the Remittance Advice

The claims processing sections of the RA (Remittance Advice) include information submitted on claims and the status of the claims. The claim status designations are paid, adjusted, or denied. The RA also supplies information about why the claim was adjusted or denied or how the reimbursement was calculated for the payment.

The claims processing information in the RA is grouped by the type of claim and the status of the claim. Providers receive claims processing sections that correspond to the types of claims that have been finalized during the current financial cycle.

The claims processing sections reflect the types of claims submitted, such as the following:

- | Compound drug claims
- | Dental claims
- | Noncompound drug claims

- | Inpatient claims
- | Long term care claims
- | Medicare crossover institutional claims
- | Medicare crossover professional claims
- | Outpatient claims
- | Professional claims

The claims processing sections are divided into the following status designations:

- | Adjusted claims
- | Denied claims
- | Paid claims

Claim Types	Provider Types
Dental claims	Dentists, dental hygienists, HealthCheck agencies that provide dental services
Inpatient claims	Inpatient hospital providers and institutes for mental disease providers
Long term care claims	Nursing homes
Medicare crossover institutional claims	Most providers who submit claims on the UB-04
Medicare crossover professional claims	Most providers who submit claims on the 1500 Health Insurance Claim Form ((02/12))
Noncompound and compound drug claims	Pharmacies and dispensing physicians
Outpatient claims	Outpatient hospital providers and hospice providers
Professional claims	Ambulance providers, ambulatory surgery centers, anesthesiologist assistants, audiologists, case management providers, certified registered nurse anesthetists, chiropractors, community care organizations, community support programs, crisis intervention providers, day treatment providers, family planning clinics, federally qualified health centers, HealthCheck providers, HealthCheck "Other Services" providers, hearing instrument specialists, home health agencies, independent labs, individual medical supply providers, medical equipment vendors, mental health/substance abuse clinics, nurses in independent practice, nurse practitioners, occupational therapists, opticians, optometrists, personal care agencies, pharmacists, physical therapists, physician assistants, physician clinics, physicians, podiatrists, portable X-ray providers, prenatal care coordination providers, psychologists, rehabilitation agencies, respiratory therapists, rural health clinics, school-based services providers, specialized medical vehicle providers, speech and hearing clinics, speech-language pathologists, therapy groups

Topic #4821

Prior Authorization Number on the Remittance Advice

The RA (Remittance Advice) reports PA (prior authorization) numbers used to process the claim. PA numbers appear in the

detail lines of claims processing information.

Topic #4418

Reading Non-Claims Processing Sections of the Remittance Advice

Address Page

In the TXT (text) file, the Address page displays the provider name and "Pay to" address of the provider.

Banner Messages

The Banner Messages section of the RA (Remittance Advice) contains important, time-sensitive messages for providers. For example, banner messages might inform providers of claim adjustments initiated by ForwardHealth, claim submission deadlines, and dates of upcoming training sessions. It is possible for each RA to include different messages; therefore, providers who receive multiple RAs should read all of their banner messages.

Banner messages appear on the TXT file but not on the CSV (comma-separated values) file. Banner messages are posted in the "View Remittance Advices" menu on the provider's secure Portal account.

Explanation of Benefits Code Descriptions

[EOB \(Explanation of Benefits\) code descriptions](#) are listed in the RA information in the TXT file.

EOB codes are listed in the RA information from the CSV file; however, the printed messages corresponding to the codes do not appear in the file.

Financial Transactions Page

The Financial Transactions section details the provider's weekly financial activity. Financial transactions reported on the RA include payouts, refunds, accounts receivable, and payments for claims.

Payouts are payments made to the provider by ForwardHealth that do not correspond to a specific claim (that is, nursing home assessment reimbursement).

Refunds are payments made to providers for overpayments.

The Accounts Receivable section displays the accounts receivable for amounts owed by providers. The accounts receivable is set to automatically recover any outstanding balance so that money owed is automatically recouped from the provider. If the full amount cannot be recouped during the current financial cycle, an outstanding balance will appear in the "Balance" column.

In the Accounts Receivable section, the "Amount Recouped In Current Cycle" column, when applicable, shows the recoupment amount for the financial cycle as a separate number from the "Recoupment Amount To Date." The "Recoupment Amount To Date" column shows the total amount recouped for each accounts receivable, **including** the amount recouped in the current cycle. The "Total Recoupment" **line** shows the sum of all recoupments to date in the "Recoupment Amount To Date" column and the sum of all recoupments for the current financial cycle in the "Amount Recouped In Current Cycle" column.

For decreasing claim adjustments listed on the RA, a separate accounts receivable will be established and will be listed in the Financial Transactions section. The accounts receivable will be established for the entire amount of the original paid claim.

Providers will see net difference between the claim and the adjustment reflected on the RA.

Each new claim adjustment is assigned an identification number called the "Adjustment ICN (internal control number)." For other financial transactions, the adjustment ICN is determined by the following formula.

Type of Character and Description	Applicable Characters and Description
Transaction—The first character indicates the type of financial transaction that created the accounts receivable.	V—Capitation adjustment 1—OBRA Level 1 screening void request 2—OBRA Nurse Aide Training/Testing void request
Identifier—10 additional numbers are assigned to complete the Adjustment ICN.	The identifier is used internally by ForwardHealth.

Service Code Descriptions

The Service Code Descriptions section lists all the service codes (that is, procedure codes or revenue codes) reported on the RA with their corresponding descriptions.

Summary

The Summary section reviews the provider's claim activity and financial transactions with the payer (Medicaid, ADAP (Wisconsin AIDS Drug Assistance Program), WCDP (Wisconsin Chronic Disease Program), or WWWP (Wisconsin Well Woman Program)) for the current financial cycle, the month-to-date, and the year-to-date, if applicable.

Under the "Claims Data" heading, providers can review the total number of claims that have been paid, adjusted, or denied along with the total amount reimbursed for all paid and adjusted claims. Only WWWP providers will see amounts reported for "Claims in Process." Other providers will always see zeroes in these fields.

Under the "Earnings Data" heading, providers will see total reimbursement amounts for other financial transactions, such as reimbursement for OBRA (Omnibus Budget Reconciliation Act of 1987) Level 1 screening, reimbursement for OBRA Nurse Aid Training/Testing, and capitation payments.

Note: HMOs should note that capitation payments are only reported in the Summary section of the RA. HMOs receive supplemental reports of their financial transactions from ForwardHealth.

The "Earnings Data" portion also summarizes refunds and voids and reports the net payment for the current financial cycle, the month-to-date, and the year-to-date, if applicable.

Providers should note that the Summary section will include outstanding checks 90 days after issuance and/or payments made to lien holders, if applicable.

Topic #368

Reading the Claim Adjustments Section of the Remittance Advice

Providers receive a Claim Adjustments section in the RA (Remittance Advice) if any of their claims were adjusted during the current financial cycle. A claim may be adjusted because one of the following occurred:

- ┆ An adjustment request was submitted by the provider.
- ┆ ForwardHealth initiated an adjustment.
- ┆ A cash refund was submitted to ForwardHealth.

To adjust a claim, ForwardHealth recoups the **difference**—or pays the **difference**—between the original claim amount and the claim adjustment amount. This difference will be reflected on the RA.

In the Claim Adjustments section, the original claim information in the claim header is surrounded by parentheses. Information about the claim adjustment appears directly below the original claim header information. Providers should check the Adjustment EOB (Explanation of Benefits) code(s) for a summary of why the claim was adjusted; other header EOBs will provide additional information.

The Claim Adjustments section only lists detail lines for a claim adjustment if that claim adjustment has detail line EOBs. This section does not list detail lines for the original paid claim.

Note: For adjusted compound and noncompound claims, only the compound drug sections include detail lines.

Below the claim header and the detail information will be located one of three possible responses with a corresponding dollar amount: "Additional Payment," "Overpayment To Be Withheld," or "Refund Amount Applied." The response indicated depends on the difference between the original claim amount and the claim adjustment amount.

If the difference is a positive dollar amount, indicating that ForwardHealth owes additional monies to the provider, then the amount appears in the "Additional Payment" line.

If the difference is a negative dollar amount, indicating that the provider owes ForwardHealth additional monies, then the amount appears in the "Overpayment To Be Withheld" line. ForwardHealth automatically withholds this amount from payments made to the provider during the same financial cycle or during subsequent financial cycles, if necessary. This amount also appears in the Financial Transactions section as an outstanding balance under "Accounts Receivable."

An amount appears for "Refund Amount Applied" if ForwardHealth makes a payment to refund a cash receipt to a provider.

Topic #4824

Reading the Claims Denied Section of the Remittance Advice

Providers receive a [Claims Denied](#) section in the RA (Remittance Advice) if any of their claims were denied during the current financial cycle.

In the denied claims section, providers will see the original claim header information reported along with EOB (Explanation of Benefits) codes for the claim header and the detail lines, as applicable. Providers should refer to the EOB Code Description section of the RA to determine why the claim was denied.

Sample Professional Services Claims Denied Section of the Remittance Advice

Remittance Advice — Professional Service Claims Denied Sample														
REPORT: CRA-HCDN-R					FORWARDHEALTH INTERCHANGE					DATE: MM/DD/CCYY				
RA#: 999999999					<Financial Cycle Description>					PAGE: 9,999				
PAYER: XXXX					PROVIDER REMITTANCE ADVICE									
PROFESSIONAL SERVICE CLAIMS DENIED														
XX										PAYEE ID 9999999999999999				
XX										NPI 999999999999				
XX										CHECK/EFT NUMBER 9999999999				
XXXXXXXXXXXXXXXXXXXXXXXXXXXXXXXXXXXX, XX XXXXX-XXXX										PAYMENT DATE MM/DD/CCYY				
--ICN--		PCN	MRN	SERVICE DATES		BILLED	OTH INS	SPENDDOWN						
				FROM	TO	AMOUNT	AMOUNT							
MEMBER NAME: XXX										MEMBER NO.: XXXXXXXXXXXXXXX				
RRYYJJBBSSS XXXXXXXXXXXXXX XXXXXXXXXXXXXX MMDDYY MMDDYY										999,999,999.99 9,999,999.99 999,999.99				
HEADER EOB: 9999 9999 9999 9999 9999 9999 9999 9999 9999 9999 9999 9999 9999 9999 9999														
PROC CD		MODIFIERS		ALLW UNITS	SERVICE DATES		PA NUMBER		DETAIL EOB					
					FROM	TO	RENDERING PROVIDER	BILLED AMT						
XXXXX	XX XX XX XX	9999.99	MMDDYY	MMDDYY	XXX	XXXXXXXXXXXXXXXXXXXX	XXXXXXXXXXXX	9999 9999 9999 9999 9999 9999 9999 9999 9999						
								9,999,999.99	9999 9999 9999 9999 9999 9999 9999 9999 9999					
XXXXX	XX XX XX XX	9999.99	MMDDYY	MMDDYY	XXX	XXXXXXXXXXXXXXXXXXXX	XXXXXXXXXXXX	9999 9999 9999 9999 9999 9999 9999 9999 9999						
								9,999,999.99	9999 9999 9999 9999 9999 9999 9999 9999 9999					
XXXXX	XX XX XX XX	9999.99	MMDDYY	MMDDYY	XXX	XXXXXXXXXXXXXXXXXXXX	XXXXXXXXXXXX	9999 9999 9999 9999 9999 9999 9999 9999 9999						
								9,999,999.99	9999 9999 9999 9999 9999 9999 9999 9999 9999					
XXXXX	XX XX XX XX	9999.99	MMDDYY	MMDDYY	XXX	XXXXXXXXXXXXXXXXXXXX	XXXXXXXXXXXX	9999 9999 9999 9999 9999 9999 9999 9999 9999						
								9,999,999.99	9999 9999 9999 9999 9999 9999 9999 9999 9999					
TOTAL PROFESSIONAL SERVICE CLAIMS DENIED: 9,999,999,999.99 99,999,999.99 9,999,999.99														
TOTAL NO. DENIED: 999,999														

Topic #4825

Reading the Claims Paid Section of the Remittance Advice

Providers receive a [Claims Paid](#) section in the RA (Remittance Advice) if any of their claims were determined payable during the current financial cycle.

In a paid claims section, providers will see the original claim information reported along with EOB (Explanation of Benefits) codes for both the header and the detail lines, if applicable. Providers should refer to the EOB Code Description section of the RA for more information about how the reimbursement amount was determined. The Incentives column is calculated in accordance with the 835 (835 Health Care Claim Payment/Advice) standards to balance between the service line, the claim, and the transaction.

Sample Inpatient Claims Paid Section of the Remittance Advice

REPORT: CRA-IPPD-R
RA#: 2280110
PAYER: TXIX

FORWARDHEALTH INTERCHANGE
WISCONSIN FORWARDHEALTH
PROVIDER REMITTANCE ADVICE
INPATIENT CLAIMS PAID

DATE: 06/02/2022
PAGE: 1

PARKVILLE HOSPITAL INC
200 S PARKVILLE RD
ANYTOWN, WI 55555

PAYEE ID 00000000 MCD
NPI 1234567890
CHECK/EFT NUMBER 000000000
PAYMENT DATE 06/03/2022

--ICN-- PCN SERVICE DATES C DAYS ADMIT BILLED AMT OTH INS ANT COPAY AMT INPAT DED PAID AMT
MRN FROM TO DATE ALLOWED AMT INCENTIVES SPENDDOWN AMT OUTLIER AMT CO-INS CB DRG CD SOI

MEMBER NAME: JAM MEDER MEMBER NO.: 9876543210
2222153001023 8110744885 110521 110921 4 110521 500.00 200.00 0.00 0.00 200.00
500.00 -3,357.55 0.00 0.00 0.00 111 1

HEADER EOB: 1022 3091 9507 9932 9940 9959

SERVICE DATES ALLU UNITS PA NUMBER
REV CD FROM TO BILLED AMT ALLOWED AMT INCENTIVES PAID AMOUNT DETAIL EOB
121 110521 110921 4.00 500.00 500.00 0.00 9932
500.00 500.00 500.00 0.00
TOTAL INPATIENT CLAIMS PAID: 500.00 200.00 0.00 0.00 200.00
500.00 -3,357.55 0.00 0.00
TOTAL NO. PAID: 1

Topic #4828

Remittance Advice Financial Cycles

Each financial payer (Medicaid, ADAP (Wisconsin AIDS Drug Assistance Program), WCDP (Wisconsin Chronic Disease Program), and WWWP (Wisconsin Well Woman Program)) has separate financial cycles that occur on different days of the week. RAs (Remittance Advices) are generated and posted to secure provider Portal accounts after each financial cycle is completed. Therefore, RAs may be generated and posted to secure provider ForwardHealth Portal accounts from different payers on different days of the week.

Certain financial transactions may run on a daily basis, including non-claim related payouts and stop payment reissues. Providers may have access to the RAs generated and posted to secure provider Portal accounts for these financial transactions at any time during the week.

Topic #4827

Remittance Advice Generated by Payer and by Provider Enrollment

RAs (Remittance Advices) are generated and posted to secure provider Portal accounts from one or more of the following ForwardHealth financial payers:

- | Wisconsin Medicaid (Wisconsin Medicaid is the financial payer for the Medicaid, BadgerCare Plus, and SeniorCare programs)
- | ADAP (Wisconsin AIDS Drug Assistance Program)
- | WCDP (Wisconsin Chronic Disease Program)
- | WWWP (Wisconsin Well Woman Program)

A separate Portal account is required for each financial payer.

Note: Each of the four payers generate separate RAs for the claims, adjustment requests, or other financial transactions submitted to the payer. A provider who submits claims, adjustment requests, or other financial transactions to more than one of these payers may receive several RAs.

The RA is generated per provider enrollment. Providers who have a single NPI (National Provider Identifier) that is used for multiple enrollments should be aware that an RA will be generated for each enrollment, but the same NPI will be reported on each of the RAs.

For instance, a hospital has obtained a single NPI. The hospital has a clinic, a lab, and a pharmacy that are all enrolled with ForwardHealth. The clinic, the lab, and the pharmacy submit separate claims that indicate the same NPI as the hospital. Separate RAs will be generated for the hospital, the clinic, the lab, and the pharmacy.

Topic #6237

Reporting a Lost Check

To report a lost check to ForwardHealth, providers are required to mail or fax a letter to ForwardHealth Financial Services. Providers are required to include the following information in the letter:

- | Provider's name and address, including the ZIP+4 code
- | Provider's identification number
 - | For healthcare providers, include the NPI (National Provider Identifier) and taxonomy code.
 - | For non-healthcare providers, include the provider identification number.
- | Check number, check date, and check amount (This should be recorded on the RA (Remittance Advice).)
- | A written request to stop payment and reissue the check
- | The signature of an authorized financial representative (An individual provider is considered his or her own authorized financial representative.)

Fax the letter to ForwardHealth at 608-221-4567 or mail it to the following address:

ForwardHealth
Financial Services
313 Blettner Blvd
Madison WI 53784

Topic #5018

Searching for and Viewing All Claims on the Portal

All claims, including compound, noncompound, and dental claims, are available for viewing on the ForwardHealth Portal.

To search and view claims on the Portal, providers may do the following:

- | Go to the Portal.
- | Log in to the secure Provider area of the Portal.
- | The most recent claims processed by ForwardHealth will be viewable on the provider's home page or the provider may select "claim search" and enter the applicable information to search for additional claims.
- | Select the claim the provider wants to view.

Topic #4829

Sections of the Remittance Advice

The RA (Remittance Advice) information in the TXT (text) file includes the following sections:

- | Address page
- | Banner messages
- | Paper check information, if applicable
- | Claims processing information
- | EOB (Explanation of Benefits) code descriptions
- | Financial transactions
- | Service code descriptions
- | Summary
- | Claim sequence numbers

The RA information in the CSV (comma-separated values) file includes the following sections:

- | Payment
- | Payment hold
- | Service codes and descriptions
- | Financial transactions
- | Summary
- | Inpatient claims
- | Outpatient claims
- | Professional claims
- | Medicare crossovers—Professional
- | Medicare crossovers—Institutional
- | Compound drug claims
- | Noncompound drug claims
- | Dental claims
- | Long term care claims
- | Financial transactions
- | Summary
- | Claim sequence numbers

Providers can select specific sections of the RA in the CSV file within each RA date to be downloaded making the information easy to read and to organize.

Remittance Advice Header Information

The first page of each section of the RA (except the address page of the TXT file) displays the same RA header information.

The following fields are on the left-hand side of the header:

- | The technical name of the RA section (for example, CRA-TRAN-R), which is an internal ForwardHealth designation
- | The RA number, which is a unique number assigned to each RA that is generated
- | The name of the payer (Medicaid, ADAP (Wisconsin AIDS Drug Assistance Program), WCDP (Wisconsin Chronic Disease Program), or WWWP (Wisconsin Well Woman Program))
- | The "Pay to" address of the provider. The "Pay to" address is used for mailing purposes.

The following information is in the middle of the header:

- | A description of the financial cycle
- | The name of the RA section (for example, "Financial Transactions" or "Professional Services Claims Paid")

The right-hand side of the header reports the following information:

- | The date of the financial cycle and date the RA was generated
- | The page number
- | The "Payee ID" of the provider. A payee ID is defined as the identification number of a unique entity receiving payment for goods and/or services from ForwardHealth. The payee ID is up to 15 characters long and may be based on a pre-existing identification number, such as the Medicaid provider number. The payee ID is an internal ForwardHealth designation. The Medicaid provider number will display in this field for providers who do not have an NPI (National Provider Identifier).
- | The NPI of the provider, if applicable. This field will be blank for those providers who do not have an NPI.
- | The number of the check issued for the RA, if applicable
- | The date of payment on the check, if applicable

Topic #544

Verifying Accuracy of Claims Processing

After obtaining ForwardHealth remittance information, providers should compare it to the claims or adjustment requests to verify that ForwardHealth processed elements of the claims or adjustment requests as submitted. To ensure correct reimbursement, providers should do the following:

- | Identify and correct any discrepancy that affected the way a claim processed.
- | Correct and resubmit claims that are denied.
- | Submit an adjustment request for allowed claims that require a change or correction.

When posting a payment or denial to a member's account, providers should note the date on the ForwardHealth remittance information that indicates that the claim or adjustment has finalized. Providers are required to supply this information if further follow-up actions are necessary.

Adjustment Requests

Topic #814

Allowed Claim

An allowed claim (or adjustment request) contains at least one service that is reimbursable. Allowed claims display on the Paid Claims Section of the RA (Remittance Advice) with a dollar amount greater than "0" in the allowed amount fields. Only an allowed claim, which is also referred to as a claim in an allowed status, may be adjusted.

Topic #815

Denied Claim

A claim that was completely denied is considered to be in a denied status. To receive reimbursement for a claim that was completely denied, it must be corrected and submitted as a new claim.

Topic #512

Electronic

837 Transaction

Even if the original claim was submitted on paper, providers may submit electronic adjustment requests using an [837 \(837 Health Care Claim\) transaction](#).

Provider Electronic Solutions Software

The Wisconsin DHS (Department of Health Services) offers electronic billing software at no cost to providers. The PES (Provider Electronic Solutions) software allows providers to submit electronic adjustment requests using an 837 transaction. To obtain PES software, providers may download it from the [ForwardHealth Portal](#). For assistance installing and using PES software, providers may call the [EDI \(Electronic Data Interchange\) Helpdesk](#).

Portal Claim Adjustments

Providers can submit claim adjustments via the Portal. Providers may use the search function to find the specific claim to adjust. Once the claim is found, the provider can alter it to reflect the desired change and resubmit it to ForwardHealth. Any claim ForwardHealth has paid within 365 days of the DOS (date of service) can be adjusted and resubmitted on the Portal, regardless of how the claim was originally submitted.

Claim adjustments with DOS beyond the 365-day submission deadline should *not* be submitted electronically. Providers who attempt to submit a claim adjustment electronically for DOS beyond 365 days will have the entire amount of the claim recouped.

Requests for adjustments to claims with DOS beyond the 365-day submission deadline may be submitted using the [timely filing](#) process (a paper process) if the claim adjustment meets one of the [exceptions](#) to the claim submission deadline.

Topic #513

Follow-Up

Providers who believe an error has occurred or their issues have not been satisfactorily resolved have the following options:

- | Submit a new adjustment request if the previous adjustment request is in an allowed status
- | Submit a new claim for the services if the adjustment request is in a denied status
- | Contact [Provider Services](#) for assistance with paper adjustment requests
- | Contact the [EDI \(Electronic Data Interchange\) Helpdesk](#) for assistance with electronic adjustment requests

Topic #515

Paper

Paper adjustment requests must be submitted using the [Adjustment/Reconsideration Request \(F-13046 \(08/2015\)\)](#) form.

Topic #816

Processing

Within 30 days of receipt, ForwardHealth generally reprocesses the original claim with the changes indicated on the adjustment request and responds on ForwardHealth remittance information.

Topic #514

Purpose

After reviewing both the claim and ForwardHealth [remittance information](#), a provider may determine that an allowed claim needs to be adjusted. Providers may file adjustment requests for reasons including the following:

- | To correct billing or processing errors
- | To correct inappropriate payments (overpayments and underpayments)
- | To add and delete services
- | To supply additional information that may affect the amount of reimbursement
- | To request professional consultant review (e.g., medical, dental)

Providers may initiate reconsideration of an allowed claim by submitting an adjustment request to ForwardHealth.

Topic #4857

Submitting Paper Attachments with Electronic Claim Adjustments

Providers may submit [paper attachments to accompany electronic claim adjustments](#). Providers should refer to their [companion guides](#) for directions on indicating that a paper attachment will be submitted by mail.

Good Faith Claims

Topic #518

Definition of Good Faith Claims

A good faith claim may be submitted when a claim is denied due to a discrepancy between the member's enrollment information in the claims processing system and the member's actual enrollment. If a member presents a temporary identification card for BadgerCare Plus or Family Planning Only Services, the provider should check the member's enrollment via Wisconsin's EVS (Enrollment Verification System) and, if the enrollment is not on file yet, make a photocopy of the member's temporary identification card.

When a member presents a [temporary ID card for EE \(Express Enrollment\) in BadgerCare Plus or Family Planning Only Services](#) but the member's enrollment is not on file yet in the EVS, the provider should check enrollment again in two days or wait one week to submit a claim to ForwardHealth. If, after two days, the EVS indicates that the member still is not enrolled or the claim is denied with an enrollment-related EOB (Explanation of Benefits) code, the provider should contact [Provider Services](#) for assistance.

When a member who received a real-time eligibility determination presents a temporary ID card but the member's enrollment is not on file yet in the EVS, the provider should wait up to one week to submit a claim to ForwardHealth. If the claim is denied with an enrollment-related EOB code, the provider should contact Provider Services for assistance.

Timely Filing Appeals Requests

Topic #549

Requirements

When a claim or adjustment request meets one of the [exceptions](#) to the submission deadline, the provider is required to mail ForwardHealth a [Timely Filing Appeals Request \(F-13047 \(08/2015\)\)](#) form with a paper claim or an [Adjustment/Reconsideration Request \(F-13046 \(08/2015\)\)](#) form to override the submission deadline. If claims or adjustment requests are submitted electronically, the entire amount of the claim will be recouped.

DOS (dates of service) that are beyond the submission deadline should be submitted separately from DOS that are within the deadline. Claims or adjustment requests received that contain both current and late DOS are processed through normal channels without review by Timely Filing and late DOS will be denied.

Topic #551

Resubmission

Decisions on [Timely Filing Appeals Requests \(F-13047 \(08/2015\)\)](#) cannot be appealed. Providers may resubmit the claim to Timely Filing if both of the following occur:

- ┆ The provider submits additional documentation as requested.
- ┆ ForwardHealth receives the documentation before the specified deadline for the exception to the submission deadline.

Topic #744

Submission

To receive consideration for an exception to the submission deadline, providers are required to submit the following:

- ┆ A properly completed [Timely Filing Appeals Request \(F-13047 \(08/2015\)\)](#) form for each claim and each adjustment to allow for documentation of individual claims and adjustments submitted to ForwardHealth
- ┆ A legible claim or [Adjustment/Reconsideration Request \(F-13046 \(08/2015\)\)](#) form
- ┆ All required documentation as specified for the exception to the submission deadline
- ┆ A properly completed [Explanation of Medical Benefits form](#) for paper claims and paper claim adjustments where other health insurance sources are indicated

Note: Providers are reminded to complete and submit the most current versions of these forms supported by ForwardHealth.

To receive consideration for an exception, a Timely Filing Appeals Request form must be received by ForwardHealth before the applicable submission deadlines specified for the exception.

When completing the claim or adjustment request, providers are required to indicate the procedure code, diagnosis code, POS (place of service) code, and all other required claims data elements effective for the DOS (date of service). However, providers should use the current claim form and instructions or adjustment request form and instructions. Reimbursement for Timely Filing Appeals Requests is contingent upon the claim or adjustment request meeting program requirements for the DOS.

The following table lists the filing deadlines and additional documentation requirements as they correspond to each of the eight allowable exceptions.

Change in Nursing Home Resident's Level of Care or Liability Amount		
Description of the Exception	Documentation Requirements	Submission Address
This exception occurs when a nursing home claim is initially received within the submission deadline and reimbursed incorrectly due to a change in the member's authorized LOC (level of care) or liability amount.	<p>To receive consideration, the request must be submitted within 455 days from the DOS. Include the following documentation as part of the request:</p> <ul style="list-style-type: none"> The correct liability amount or LOC must be indicated on the Adjustment/Reconsideration Request (F-13046 (08/15)) form. The most recent claim number (also known as the ICN (internal control number)) must be indicated on the Adjustment/Reconsideration Request form. This number may be the result of a ForwardHealth-initiated adjustment. A copy of the Explanation of Medical Benefits form, if applicable. 	<p>ForwardHealth Timely Filing Ste 50 313 Blettner Blvd Madison WI 53784</p>
Decision Made by a Court, Fair Hearing, or the Wisconsin Department of Health Services		
Description of the Exception	Documentation Requirements	Submission Address
This exception occurs when a decision is made by a court, fair hearing, or the Wisconsin DHS (Department of Health Services).	<p>To receive consideration, the request must be submitted within 90 days from the date of the decision of the hearing. Include the following documentation as part of the request:</p> <ul style="list-style-type: none"> A complete copy of the decision notice received from the court, fair hearing, or DHS 	<p>ForwardHealth Timely Filing Ste 50 313 Blettner Blvd Madison WI 53784</p>
Denial Due to Discrepancy Between the Member's Enrollment Information in ForwardHealth interChange and the Member's Actual Enrollment		
Description of the Exception	Documentation Requirements	Submission Address
This exception occurs when a claim is initially received by the deadline but is denied due to a discrepancy between the member's enrollment information in ForwardHealth interChange and the member's actual enrollment.	<p>To receive consideration, the request must be submitted within 455 days from the DOS. Include the following documentation as part of the request:</p> <ul style="list-style-type: none"> A copy of remittance information showing the claim was submitted in a timely manner and denied with a qualifying enrollment-related explanation. A photocopy of one of the following indicating enrollment on 	<p>ForwardHealth Good Faith/Timely Filing Ste 50 313 Blettner Blvd Madison WI</p>

	<p>the DOS:</p> <ul style="list-style-type: none"> ┆ Temporary Identification Card for Express Enrollment in BadgerCare Plus ┆ Temporary Identification Card for Express Enrollment in Family Planning Only Services ┆ The response received through Wisconsin's EVS (Enrollment Verification System) from a commercial eligibility vendor ┆ The transaction log number received through WiCall ┆ The enrollment tracking number received through the ForwardHealth Portal 	53784
ForwardHealth Reconsideration or Recoupment		
Description of the Exception	Documentation Requirements	Submission Address
This exception occurs when ForwardHealth reconsiders a previously processed claim. ForwardHealth will initiate an adjustment on a previously paid claim.	<p>If a subsequent provider submission is required, the request must be submitted within 90 days from the date of the RA (Remittance Advice) message. Include the following documentation as part of the request:</p> <ul style="list-style-type: none"> ┆ A copy of the RA message that shows the ForwardHealth-initiated adjustment ┆ A copy of the Explanation of Medical Benefits form, if applicable 	ForwardHealth Timely Filing Ste 50 313 Blettner Blvd Madison WI 53784
Retroactive Enrollment for Persons on General Relief		
Description of the Exception	Documentation Requirements	Submission Address
This exception occurs when the income maintenance or tribal agency requests a return of a GR (general relief) payment from the provider because a member has become retroactively enrolled for Wisconsin Medicaid or BadgerCare Plus.	<p>To receive consideration, the request must be submitted within 180 days from the date the backdated enrollment was added to the member's enrollment information. Include the following documentation as part of the request:</p> <ul style="list-style-type: none"> ┆ A copy of the Explanation of Medical Benefits form, if applicable <p>And</p> <ul style="list-style-type: none"> ┆ "GR retroactive enrollment" indicated on the claim <p>Or</p> <ul style="list-style-type: none"> ┆ A copy of the letter received from the income maintenance or tribal agency 	ForwardHealth GR Retro Eligibility Ste 50 313 Blettner Blvd Madison WI 53784
Medicare Denial Occurs After the Submission Deadline		

Description of the Exception	Documentation Requirements	Submission Address
<p>This exception occurs when claims submitted to Medicare (within 365 days of the DOS) are denied by Medicare after the 365-day submission deadline. A waiver of the submission deadline will not be granted when Medicare denies a claim for one of the following reasons:</p> <ul style="list-style-type: none"> The charges were previously submitted to Medicare. The member name and identification number do not match. The services were previously denied by Medicare. The provider retroactively applied for Medicare enrollment and did not become enrolled. 	<p>To receive consideration, the request must be submitted within 90 days of the Medicare processing date. Include the following documentation as part of the request:</p> <ul style="list-style-type: none"> A copy of the Medicare remittance information A copy of the Explanation of Medical Benefits form, if applicable 	<p>ForwardHealth Timely Filing Ste 50 313 Blettner Blvd Madison WI 53784</p>
Refund Request from an Other Health Insurance Source		
Description of the Exception	Documentation Requirements	Submission Address
<p>This exception occurs when an other health insurance source reviews a previously paid claim and determines that reimbursement was inappropriate.</p>	<p>To receive consideration, the request must be submitted within 90 days from the date of recoupment notification. Include the following documentation as part of the request:</p> <ul style="list-style-type: none"> A copy of the recoupment notice An updated Explanation of Medical Benefits form, if applicable <p><i>Note:</i> When the reason for resubmitting is due to Medicare recoupment, ensure that the associated Medicare disclaimer code (i.e., M-7 or M-8) is included on the updated Explanation of Medical Benefits form.</p>	<p>ForwardHealth Timely Filing Ste 50 313 Blettner Blvd Madison WI 53784</p>
Retroactive Member Enrollment into Medicaid		
Description of the Exception	Documentation Requirements	Submission Address
<p>This exception occurs when a claim cannot be submitted within the</p>	<p>To receive consideration, the request must be submitted within 180 days from the date the backdated enrollment was added to the</p>	<p>ForwardHealth Timely Filing</p>

submission deadline due to a delay in the determination of a member's retroactive enrollment.	member's enrollment information. In addition, retroactive enrollment must be indicated by selecting "Retroactive member enrollment for ForwardHealth (attach appropriate documentation for retroactive period, if available)" box on the Timely Filing Appeals Request (F-13047 (08/15)) form.	Ste 50 313 Blettner Blvd Madison WI 53784
---	--	---

Overpayments

Topic #528

Adjustment Request vs. Cash Refund

Except for nursing home and hospital providers, cash refunds may be submitted to ForwardHealth in lieu of an adjustment request. However, whenever possible, providers should submit an adjustment request for returning overpayments since both of the following are true:

- ┆ A cash refund does not provide documentation for provider records as an adjustment request does. (Providers may be required to submit proof of the refund at a later time.)
- ┆ Providers are not able to further adjust the claim after a cash refund is done if an additional reason for adjustment is determined.

Topic #532

Adjustment Requests

When correcting an overpayment through an adjustment request, providers may submit the adjustment request electronically or on paper. Providers should not submit provider-based billing claims through adjustment processing channels.

ForwardHealth processes an adjustment request if the provider is all of the following:

- ┆ Medicaid-enrolled on the DOS (date of service).
- ┆ Not currently under investigation for Medicaid fraud or abuse.
- ┆ Not subject to any intermediate sanctions under Wis. Admin. Code [DHS 106.08](#).
- ┆ Claiming and receiving ForwardHealth reimbursement in sufficient amounts to allow the recovery of the overpayment within a very limited period of time. The period of time is usually no more than 60 days.

Electronic Adjustment Requests

Wisconsin Medicaid will deduct the overpayment when the [electronic adjustment request](#) is processed. Providers should use the [companion guide](#) for the appropriate 837 (837 Health Care Claim) transaction when submitting adjustment requests.

Paper Adjustment Requests

For [paper adjustment requests](#), providers are required to do the following:

- ┆ Submit an [Adjustment/Reconsideration Request \(F-13046 \(08/2015\)\)](#) form through normal processing channels (not timely filing), regardless of the DOS
- ┆ Indicate the reason for the overpayment, such as a duplicate reimbursement or an error in the quantity indicated on the claim

After the paper adjustment request is processed, Wisconsin Medicaid will deduct the overpayment from future reimbursement amounts.

Topic #533

Cash Refunds

When submitting a personal check to ForwardHealth for an overpayment, providers should include a copy of the RA (Remittance Advice) for the claim to be adjusted and highlight the affected claim on the RA. If a copy of the RA is not available, providers should indicate the ICN (internal control number), the NPI (National Provider Identifier) (if applicable), and the payee ID from the RA for the claim to be adjusted. The check should be sent to the following address:

ForwardHealth
Financial Services Cash Unit
313 Blettner Blvd
Madison WI 53784

Topic #531

ForwardHealth-Initiated Adjustments

ForwardHealth may initiate an adjustment when a retroactive rate increase occurs or when an improper or excess payment has been made. ForwardHealth has the right to pursue overpayments resulting from computer or clerical errors that occurred during claims processing.

If ForwardHealth initiates an adjustment to recover overpayments, ForwardHealth remittance information will include details of the adjustment in the Claims Adjusted Section of the paper RA (Remittance Advice).

Topic #530

Requirements

As stated in Wis. Admin. Code [DHS 106.04\(5\)](#), the provider is required to refund the overpayment within 30 days of the date of the overpayment if a provider receives overpayment for a claim because of duplicate reimbursement from ForwardHealth or other health insurance sources.

In the case of all other overpayments (e.g., incorrect claims processing, incorrect maximum allowable fee paid), providers are required to return the overpayment within 30 days of the date of discovery.

The return of overpayments may occur through one of the following methods:

- ┆ Return of overpayment through the adjustment request process
- ┆ Return of overpayment with a cash refund
- ┆ Return of overpayment with a voided claim
- ┆ ForwardHealth-initiated adjustments

Note: Nursing home and hospital providers may not return an overpayment with a cash refund. These providers routinely receive retroactive rate adjustments, requiring ForwardHealth to reprocess previously paid claims to reflect a new rate. This is not possible after a cash refund is done.

Topic #8417

Voiding Claims

Providers may void claims on the ForwardHealth Portal to return overpayments. This way of returning overpayments may be a more efficient and timely way for providers as a voided claim is a complete recoupment of the payment for the entire claim. Once a claim is voided, the claim can no longer be adjusted; however, the services indicated on the voided claim may be resubmitted on a new claim.

Reimbursement

5

Archive Date:09/03/2024

Reimbursement:Payer of Last Resort

Topic #242

Instances When Medicaid Is Not Payer of Last Resort

Wisconsin Medicaid or BadgerCare Plus are **not** the payer of last resort for members who receive coverage from certain governmental programs, such as:

- | Birth to 3
- | Crime Victim Compensation Fund
- | GA (General Assistance)
- | HCBS (Home and Community-Based Services) waiver programs
- | IDEA (Individuals with Disabilities Education Act)
- | Indian Health Service
- | Maternal and Child Health Services
- | WCDP (Wisconsin Chronic Disease Program):
 - | Adult Cystic Fibrosis
 - | Chronic Renal Disease
 - | Hemophilia Home Care

Providers should ask members if they have coverage from these other governmental programs.

If the member becomes retroactively enrolled in Wisconsin Medicaid or BadgerCare Plus, providers who have already been reimbursed by one of these government programs may be required to submit the claims to ForwardHealth and refund the payment from the government program.

Topic #251

Other Health Insurance Sources

BadgerCare Plus reimburses only that portion of the allowed cost remaining after a member's other health insurance sources have been exhausted. Other health insurance sources include the following:

- | [Commercial fee-for-service plans](#)
- | [Commercial managed care plans](#)
- | Medicare supplements (e.g., Medigap)
- | Medicare
- | Medicare Advantage and Medicare Cost plans
- | TriCare
- | CHAMPVA (Civilian Health and Medical Plan of the Veterans Administration)
- | Other governmental benefits

Topic #253

Payer of Last Resort

Except for a few instances, Wisconsin Medicaid or BadgerCare Plus is the payer of last resort for any covered services.

Therefore, the provider is required to make a reasonable effort to exhaust all other existing health insurance sources before submitting claims to ForwardHealth or to a state-contracted MCO (managed care organization).

Topic #255

Primary and Secondary Payers

The terms "primary payer" and "secondary payer" indicate the relative order in which insurance sources are responsible for paying claims.

In general, commercial health insurance is primary to Medicare, and Medicare is primary to Wisconsin Medicaid and BadgerCare Plus. Therefore, Wisconsin Medicaid and BadgerCare Plus are secondary to Medicare, and Medicare is secondary to commercial health insurance.

Amounts

Topic #258

Acceptance of Payment

The amounts allowed as payment for covered services must be accepted as payment in full. Therefore, total payment for the service (i.e., any amount paid by other health insurance sources, any BadgerCare Plus or Medicaid copayment or spenddown amounts paid by the member, and any amount paid by BadgerCare Plus, Medicaid, or ADAP (Wisconsin AIDS Drug Assistance Program)) may not exceed the allowed amount. As a result, providers may not collect payment from a member, or authorized person acting on behalf of the member, for the difference between their usual and customary charge and the allowed amount for a service (i.e., balance billing).

Other health insurance payments may exceed the allowed amount if no additional payment is received from the member or BadgerCare Plus, Medicaid, or ADAP.

Topic #694

Billing Service and Clearinghouse Contracts

According to Wis. Admin. Code [§ DHS 106.03\(5\)\(c\)2](#), contracts with outside billing services or clearinghouses may not be based on commission in which compensation for the service is dependent on reimbursement from BadgerCare Plus. This means compensation must be unrelated, directly or indirectly, to the amount of reimbursement or the number of claims and is not dependent upon the actual collection of payment.

Topic #8117

Electronic Funds Transfer

EFT (electronic funds transfer) allows ForwardHealth to directly deposit payments into a provider's designated bank account for a more efficient delivery of payments than the current process of mailing paper checks. EFT is secure, eliminates paper, and reduces the uncertainty of possible delays in mail delivery.

Only in-state and border-status providers who submit claims and MCOs (managed care organizations) are eligible to receive EFT payments.

Provider Exceptions

EFT payments are not available to the following providers:

- ┆ In-state emergency providers
- ┆ Out-of-state providers
- ┆ Out-of-country providers
- ┆ SMV (specialized medical vehicle) providers during their provisional enrollment period

Enrolling in Electronic Funds Transfer

A ForwardHealth Portal account is required to enroll into EFT as all enrollments must be completed via a secure Provider Portal account or a secure MCO Portal account. Paper enrollments are not accepted. A separate EFT enrollment is required for each financial payer a provider bills.

Providers who do not have a Portal account may [Request Portal Access](#) online. Providers may also call the [Portal Helpdesk](#) for assistance in requesting a Portal account.

The following guidelines apply to EFT enrollment:

- ┆ Only a Portal Administrator or a clerk that has been assigned the "EFT" role on the Portal may complete the EFT enrollment information.
- ┆ Organizations can revert back to receiving paper checks by disenrolling in EFT.
- ┆ Organizations may change their EFT information at any time.
- ┆ Organizations will continue to receive their Remittance Advice as they do currently.

Refer to the Electronic Funds Transfer User Guide on the [User Guides](#) page of the Portal for instructions and more information about EFT enrollment.

Providers will continue to receive payment via paper check until the enrollment process moves into "Active" status and the provider's ForwardHealth EFT enrollment is considered complete.

Recoupment and Reversals

Enrollment in EFT does not change the current process of recouping funds. Overpayments and recoupment of funds will continue to be conducted through the reduction of payments.

Note: Enrolling in EFT does not authorize ForwardHealth to make unauthorized debits to the provider's EFT account; however, in some instances an EFT reversal of payment may be necessary. For example, if the system generates a payment twice or the amount entered manually consists of an incorrect value (e.g., a decimal point is omitted creating a \$50,000 keyed value for a \$500 claim), a reversal will take place to correct the error and resend the correct transaction value. ForwardHealth will notify the designated EFT contact person of an EFT reversal if a payment is made in error due to a system processing or manual data entry error.

Problem Resolution

If payment is not deposited into the designated EFT account according to the ForwardHealth payment cycle, providers should first check with their financial institution to confirm the payment was received. If the payment was not received, providers should then call [Provider Services](#) to resolve the issue and payment by paper check will be reinstated until the matter has been resolved.

Topic #897

Fee Schedules

Maximum allowable fee information is available on the [Max Fee Schedules](#) page of the ForwardHealth Portal in the following forms:

- ┆ An interactive maximum allowable fee schedule
- ┆ Downloadable fee schedules by service area only in TXT (text) or CSV (comma separated value) files

Policy information is not displayed in the fee schedules. Providers should refer to their specific service area in the Online Handbook for more information about coverage policy related to a specific procedure code.

Certain fee schedules are interactive. On the interactive fee schedule, providers have more search options for looking up some coverage information, as well as the maximum allowable fees, as appropriate, for reimbursable HCPCS (Healthcare Common Procedure Coding System), CPT (Current Procedural Terminology), or CDT (Current Dental Terminology) procedure codes for most services.

Providers have the ability to independently search by:

- | A single HCPCS, CPT, or CDT procedure code
- | Multiple HCPCS, CPT, or CDT procedure codes
- | A pre-populated code range
- | A service area (Service areas listed in the interactive fee schedule more closely align with the provider service areas listed in the Online Handbook, including the WCDP (Wisconsin Chronic Disease Program) programs and WWWP (Wisconsin Well Woman Program).)

The downloadable fee schedules, which are updated monthly, provide basic maximum allowable fee information by provider service area.

Through the interactive fee schedule, providers can export their search results for a single code, multiple codes, a code range, or by service area. The export function of the interactive fee schedule will return a zip file that includes seven CSV files containing the results.

Note: The interactive fee schedule will export all associated information related to the provider's search criteria except the procedure code descriptions.

Providers may call [Provider Services](#) in the following cases:

- | The ForwardHealth Portal is not available.
- | There is uncertainty as to which fee schedule should be used.
- | The appropriate fee schedule cannot be found on the Portal.
- | To determine coverage or maximum allowable fee of procedure codes not appearing on a fee schedule.

Topic #260

Maximum Allowable Fees

Maximum allowable fees are established for most covered services. Maximum allowable fees are based on various factors, including a review of usual and customary charges submitted, the Wisconsin State Legislature's Medicaid budgetary constraints, and other relevant economic limitations. Maximum allowable fees may be adjusted to reflect reimbursement limits or limits on the availability of federal funding as specified in federal law.

Providers are reimbursed at the lesser of their billed amount and the maximum allowable fee for the procedure.

Topic #2464

Registered Nurse Supervision of Personal Care Worker

Personal care providers are required to have the RN (registered nurse) supervisor supervise the PCW (personal care worker) at least once every 60 days. Per Wis. Admin. Code § [DHS 105.17\(1n\)\(d\)1](#), the RN supervisory visit must be "conducted at a time when the personal care worker will be directly observed providing personal care services to the client in the client's home." Reimbursement is limited to one PCW supervisory visit every 60 days per provider, per member. During the visit to supervise the

PCW, the RN supervisor may also review and evaluate the member's condition. However, the RN supervisor is not required to complete the review and evaluation of the member's condition during the same visit used to supervise the PCW.

If at some time during the 60-day period between visits to review and evaluate the member's condition for the POC (plan of care), the RN supervisor visits a member's home and observes and documents the PCW performing personal care tasks, the visit to review and evaluate the member's condition may be made without the PCW being present. Within prescribed limits, Wisconsin Medicaid reimburses providers for RN supervisory visits of PCWs, but it does not separately reimburse providers for reviewing and evaluating the member's condition.

To allow flexibility in scheduling, a supervisory visit is reimbursable every 50 to 60 days per provider, per member. Nevertheless, if the RN makes and documents a PCW supervisory visit before day 50 and the RN visits the member at home during days 50 through 60 without the PCW being present, the provider may bill the later visit as a PCW supervisory visit.

Registered Nurse Supervision More Frequently Than Every 60 Days

Personal care members are generally stable patients and their care requires only routine supervision no more frequently than once every 60 days. For exceptional circumstances, Wisconsin Medicaid may reimburse personal care providers up to one RN supervisory visit of the PCW's activities each month. To qualify for Medicaid reimbursement, the provider is required to document in the medical record the medical necessity for more frequent visits to supervise the PCW.

Training of the PCW, assessment of the member's condition, and other administrative duties are considered administrative expenses for which Medicaid does not reimburse separately. Medicaid does not reimburse for skilled nursing visits for agencies that are Medicaid-enrolled to provide only personal care services.

Topic #2462

Travel Time

Wisconsin Medicaid reimburses personal care providers for **reasonable** travel time of the PCW (personal care worker). This is never more than the actual time, rounded to the nearest 15-minute increment, that the PCW spends traveling to and from the member's residence and one of the following locations:

- ┆ The previous or following personal care appointment
- ┆ The PCW's residence
- ┆ The provider's office

Regardless of the transportation chosen (walking, biking, taking the bus, etc.), reasonable travel time for a PCW is always defined as the average time it would take to drive the shortest possible distance by car. Excessive travel time due to an individual PCW's transportation choices, such as a lengthy bus ride, is not covered.

Wisconsin Medicaid does not reimburse for travel time of the PCW between appointments when separate appointments are in the same building.

Providers should not bill twice for the same trip, even if the reimbursement comes from separate payment sources.

Multiple round trips to a single member's home in a day are not covered unless it is medically necessary to provide the care at separate intervals and the PCW must physically leave the home between those intervals.

Providers are required to schedule PCW visits to minimize travel time so that the service is delivered in the most cost-effective manner, according to Wis. Admin. Code § [DHS 101.03\(96m\)](#).

Collecting Payment From Members

Topic #227

Conditions That Must Be Met

A member may request a noncovered service, a covered service for which PA (prior authorization) was denied (or modified), or a service that is not covered under the member's limited benefit category. The charge for the service may be collected from the member if the following conditions are met **prior** to the delivery of that service:

- ┆ The member accepts responsibility for payment.
- ┆ The provider and member make payment arrangements for the service.

Providers are strongly encouraged to obtain a **written** statement in advance documenting that the member has accepted responsibility for the payment of the service.

Furthermore, the service must be separate or distinct from a related, covered service. For example, a vision provider may provide a member with eyeglasses but then, upon the member's request, provide and charge the member for anti-glare coating, which is a noncovered service. Charging the member is permissible in this situation because the anti-glare coating is a separate service and can be added to the lenses at a later time.

Topic #538

Cost Sharing

According to federal regulations, providers cannot hold a member responsible for any commercial or Medicare cost-sharing amount such as coinsurance, copayment, or deductible. Therefore, a provider may not collect payment from a member, or authorized person acting on behalf of the member, for copayments required by other health insurance sources. Instead, the provider should collect from the member **only** the Medicaid or BadgerCare Plus copayment amount indicated on the member's remittance information.

Topic #224

Situations When Member Payment Is Allowed

Providers may not collect payment from a member, or authorized person acting on behalf of the member, **except** for the following:

- ┆ Required member [copayments](#) for certain services.
- ┆ Other health insurance (for example, commercial health insurance, Medicare, Medicare Advantage Plans) payments made to the member.
- ┆ [Spendeddown](#).
- ┆ Charges for a [private room](#) in a nursing home if meeting the requirements stated in Wis. Admin. Code § [DHS 107.09\(4\)\(k\)](#), or in a hospital if meeting the requirements stated in Wis. Admin. Code § [DHS 107.08\(3\)\(a\)2](#).
- ┆ Noncovered services if certain conditions are met.
- ┆ Covered services for which PA (prior authorization) was denied (or an originally requested service for which a PA request was modified) if certain conditions are met. These services are treated as noncovered services.

- ▮ Services provided to a member in a limited benefit category when the services are not covered under the limited benefit and if certain conditions are met.

If a provider inappropriately collects payment from a member, or authorized person acting on behalf of the member, that provider may be subject to program sanctions including termination of Medicaid enrollment.

Copayment

Topic #2456

Prohibited

Providers are prohibited from collecting copayment for all personal care services except DMS (disposable medical supplies). Refer to the [DMS service area](#) for further information.

Reimbursement Not Available

Topic #2455

Duplicative Services

As specified in Wis. Admin. Code § [DHS 101.03\(96m\)\(b\)6](#) medically necessary services cannot duplicate other services being provided to the member. All providers are responsible for coordinating services to avoid duplicate billing.

Topic #2454

Reimbursement Not Available

Under Wis. Admin. Code § [DHS 107.112\(4\)](#) reimbursement is not available from Wisconsin Medicaid for the following:

- ▮ Personal care services provided in a hospital, nursing home, or CBRF (community-based residential facility) with more than 20 beds
- ▮ Homemaking services and cleaning of areas not used during personal care services, unless directly related to the care of the person and essential to the member's health
- ▮ Personal care services not documented in the POC (plan of care)
- ▮ Personal care services provided by a legally responsible relative, defined as a spouse or parent of a child under 18 years of age
- ▮ Personal care services provided in excess of 50 hours per calendar year without PA (prior authorization)
- ▮ Skilled therapy and nursing services (these may be covered under the home health benefit when provided by a Medicaid-enrolled home health agency)
- ▮ Medically oriented tasks performed by a PCW (personal care worker) but not delegated by an RN (registered nurse)

Separate reimbursement is not available for the time involved in completing necessary forms, claims, or reports, according to Wis. Admin. Code § [DHS 107.03\(17\)](#). Separate reimbursement is also not available for PCW training, assessment of the member's condition, and other administrative duties.

Medicaid does not reimburse for skilled nursing visits for agencies that are Medicaid-enrolled to provide only personal care services.

Topic #695

Reimbursement Not Available Through a Factor

BadgerCare Plus will not reimburse providers through a factor, either directly or by virtue of a power of attorney given to the factor by the provider. A factor is an organization (e.g., a collection agency) or person who advances money to a provider for the purchase or transfer of the provider's accounts receivable. The term "factor" does not include business representatives, such as billing services, clearinghouses, or accounting firms, which render statements and receive payments in the name of the provider.

Topic #51

Services Not Separately Reimbursable

If reimbursement for a service is included in the reimbursement for the primary procedure or service, it is not separately reimbursable. For example, routine venipuncture is not separately reimbursable, but it is included in the reimbursement for the laboratory procedure or the laboratory test preparation and handling fee. Also, DME (durable medical equipment) delivery charges are included in the reimbursement for DME items.

Member Information

6

Archive Date:09/03/2024

Member Information:Enrollment Categories

Topic #225

BadgerCare Plus

Populations Eligible for BadgerCare Plus

The following populations are eligible for BadgerCare Plus:

- | Parents and caretakers with incomes at or below 100 percent of the FPL (Federal Poverty Level)
- | Pregnant women with incomes at or below 300 percent of the FPL
- | Children (ages 18 and younger) with household incomes at or below 300 percent of the FPL
- | Childless adults with incomes at or below 100 percent of the FPL
- | Transitional medical assistance individuals, also known as members on extensions, with incomes over 100 percent of the FPL

Where available, BadgerCare Plus members are enrolled in BadgerCare Plus HMOs. In those areas of Wisconsin where HMOs are not available, services will be reimbursed on a fee-for-service basis.

Premiums

The following members are required to pay premiums to be enrolled in BadgerCare Plus:

- | Transitional medical assistance individuals with incomes over 133 percent of the FPL. Transitional medical assistance individuals with incomes between 100 and 133 percent FPL are exempt from premiums for the first six months of their eligibility period.
- | Children (ages 18 and younger) with household incomes greater than 200 percent with the following exceptions:
 - | Children under age 1 year.
 - | Children who are tribal members or otherwise eligible to receive Indian Health Services.

Topic #16677

BadgerCare Plus Benefit Plan Changes

Effective April 1, 2014, all members eligible for BadgerCare Plus were enrolled in the BadgerCare Plus Standard Plan. As a result of this change, the following benefit plans were discontinued:

- | BadgerCare Plus Benchmark Plan
- | BadgerCare Plus Core Plan
- | BadgerCare Plus Basic Plan

Members who are enrolled in the Benchmark Plan or the Core Plan who met new income limits for BadgerCare Plus eligibility were automatically transitioned into the BadgerCare Plus Standard Plan on April 1, 2014. In addition, the last day of BadgerRx Gold program coverage for all existing members was March 31, 2014.

Providers should refer to the [March 2014 Online Handbook archive](#) of the appropriate service area for policy information pertaining to these discontinued benefit plans.

Topic #785

BadgerCare Plus Prenatal Program

As a result of 2005 Wisconsin Act 25, BadgerCare has expanded coverage to the following individuals:

- ▮ Pregnant non-U.S. citizens who are not qualified aliens but meet other eligibility criteria for BadgerCare.
- ▮ Pregnant individuals detained by legal process who meet other eligibility criteria for BadgerCare.

The BadgerCare Plus Prenatal Program is designed to provide better birth outcomes.

Women are eligible for all covered services from the first of the month in which their pregnancy is verified or the first of the month in which the application for BadgerCare Plus is filed, whichever is later. Members are enrolled through the last day of the month in which they deliver or the pregnancy ends. Postpartum care is reimbursable **only** if provided as part of global obstetric care. Even though enrollment is based on pregnancy, these women are eligible for **all** covered services. (They are not limited to pregnancy-related services.)

These women are not presumptively eligible. Providers should refer them to the appropriate [income maintenance or tribal agency](#) where they can apply for this coverage.

Fee-for-Service

Pregnant non-U.S. citizens who are not qualified aliens and pregnant individuals detained by legal process receive care only on a fee-for-service basis. Providers are required to follow all program requirements (e.g., claim submission procedures, PA (prior authorization) requirements) when providing services to these women.

Emergency Services for Non-U.S. Citizens

When BadgerCare Plus enrollment ends for pregnant non-U.S. citizens who are not qualified aliens, they receive coverage for emergency services. These women receive emergency coverage for 60 days after the pregnancy ends; this coverage continues through the end of the month in which the 60th day falls (e.g., a woman who delivers on June 20, 2006, would be enrolled through the end of August 2006).

Topic #230

Express Enrollment for Children and Pregnant Women

The EE (Express Enrollment) for Pregnant Women Benefit is a limited benefit category that allows a pregnant woman to receive immediate pregnancy-related outpatient services while her application for full-benefit BadgerCare Plus is processed. Enrollment is not restricted based on the member's other health insurance coverage. Therefore, a pregnant woman who has other health insurance may be enrolled in the benefit.

The EE for Children Benefit allows certain members through 18 years of age to receive BadgerCare Plus benefits while an application for BadgerCare Plus is processed.

Fee-for-Service

Women and children who are temporarily enrolled in BadgerCare Plus through the EE process are not eligible for enrollment in an HMO until they are determined eligible for full benefit BadgerCare Plus by the [income maintenance or tribal agency](#).

Topic #226

Family Planning Only Services

Family Planning Only Services is a limited benefit program that provides routine contraceptive management or related services to low-income individuals who are of childbearing/reproductive age (typically 15 years of age or older) and who are otherwise not eligible for Wisconsin Medicaid or BadgerCare Plus. Members receiving Family Planning Only Services must be receiving routine contraceptive management or related services.

Note: Members who meet the enrollment criteria may receive routine contraceptive management or related services **immediately** by temporarily enrolling in Family Planning Only Services through [EE \(Express Enrollment\)](#).

The goal of Family Planning Only Services is to provide members with information and services to assist them in preventing pregnancy, making BadgerCare Plus enrollment due to pregnancy less likely. Providers should explain the purpose of Family Planning Only Services to members and encourage them to contact their certifying agency to determine their enrollment options if they are not interested in, or do not need, contraceptive services.

Members enrolled in Family Planning Only Services receive routine services to prevent or delay pregnancy and are not eligible for other services (e.g., PT (physical therapy) services, dental services). Even if a medical condition is discovered during a family planning visit, treatment for the condition is not covered under Family Planning Only Services unless the treatment is identified in the list of [allowable procedure codes](#) for Family Planning Only Services.

Members are also not eligible for certain other services that are covered under Wisconsin Medicaid and BadgerCare Plus (e.g., mammograms and hysterectomies). If a medical condition, other than an STD (sexually transmitted disease), is discovered during routine contraceptive management or related services, treatment for the medical condition is not covered under Family Planning Only Services.

Colposcopies and treatment for STDs are only covered through Family Planning Only Services if they are determined medically necessary during routine contraceptive management or related services. A colposcopy is a covered service when an abnormal result is received from a pap test, prior to the colposcopy, while the member is enrolled in Family Planning Only Services and receiving contraceptive management or related services.

Family Planning Only Services members diagnosed with cervical cancer, precancerous conditions of the cervix, or breast cancer may be eligible for Wisconsin Well Woman Medicaid. Providers should assist eligible members with the enrollment process for Well Woman Medicaid.

Providers should inform members about other coverage options and provide referrals for care not covered by Family Planning Only Services.

Topic #4757

ForwardHealth and ForwardHealth interChange

ForwardHealth brings together many Wisconsin DHS (Department of Health Services) health care programs with the goal to create efficiencies for providers and to improve health outcomes for members. ForwardHealth interChange is the DHS claims processing system that supports multiple state health care programs and web services, including:

- ┆ BadgerCare Plus
- ┆ BadgerCare Plus and Medicaid managed care programs
- ┆ SeniorCare

- | ADAP (Wisconsin AIDS Drug Assistance Program)
- | WCDP (Wisconsin Chronic Disease Program)
- | WIR (Wisconsin Immunization Registry)
- | Wisconsin Medicaid
- | Wisconsin Well Woman Medicaid
- | WWWP (Wisconsin Well Woman Program)

ForwardHealth interChange is supported by the state's fiscal agent, Gainwell Technologies.

Topic #229

Limited Benefit Categories Overview

Certain members may be enrolled in a limited benefit category. These limited benefit categories include the following:

- | BadgerCare Plus Prenatal Program
- | EE (Express Enrollment) for Children
- | EE for Pregnant Women
- | Family Planning Only Services, including EE for individuals applying for Family Planning Only Services
- | QDWI (Qualified Disabled Working Individuals)
- | QI-1 (Qualifying Individuals 1)
- | QMB Only (Qualified Medicare Beneficiary Only)
- | SLMB (Specified Low-Income Medicare Beneficiary)
- | Tuberculosis-Related Medicaid

Members may be enrolled in full-benefit Medicaid or BadgerCare Plus and also be enrolled in certain limited benefit programs, including QDWI, QI-1, QMB Only, and SLMB. In those cases, a member has full Medicaid or BadgerCare Plus coverage in addition to limited coverage for Medicare expenses.

Members enrolled in the BadgerCare Plus Prenatal Program, Family Planning Only Services, EE for Children, EE for Pregnant Women, or Tuberculosis-Related Medicaid cannot be enrolled in full-benefit Medicaid or BadgerCare Plus. These members receive benefits through the limited benefit category.

Providers should note that a member may be enrolled in more than one limited benefit category. For example, a member may be enrolled in Family Planning Only Services and Tuberculosis-Related Medicaid.

Providers are strongly encouraged to verify dates of enrollment and other coverage information using Wisconsin's EVS (Enrollment Verification System) to determine whether a member is in a limited benefit category, receives full-benefit Medicaid or BadgerCare Plus, or both.

Providers are responsible for knowing which services are covered under a limited benefit category. If a member of a limited benefit category requests a service that is not covered under the limited benefit category, the provider may collect payment from the member if certain [conditions](#) are met.

Topic #228

Medicaid

Medicaid is a joint federal/state program established in 1965 under Title XIX of the Social Security Act to pay for medical services for selected groups of people who meet the program's financial requirements.

The purpose of Medicaid is to provide reimbursement for and assure the availability of appropriate medical care to persons who meet the criteria for Medicaid. Wisconsin Medicaid is also known as the Medical Assistance Program, WMAP (Wisconsin Medical Assistance Program), MA (Medical Assistance), Title XIX, or T19.

A Medicaid member is any individual entitled to benefits under Title XIX of the Social Security Act and under the Medical Assistance State Plan as defined in Wis. Stat. [ch. 49](#).

Wisconsin Medicaid enrollment is determined on the basis of financial need and other factors. A citizen of the United States or a "qualified immigrant" who meets low-income financial requirements may be enrolled in Wisconsin Medicaid if they are in one of the following categories:

- | Age 65 and older
- | Blind
- | Disabled

Some needy and low-income people become eligible for Wisconsin Medicaid by qualifying for programs such as:

- | Katie Beckett
- | Medicaid Purchase Plan
- | Foster care or adoption assistance programs
- | SSI (Supplemental Security Income)
- | WWWP (Wisconsin Well Woman Program)

Providers may advise these individuals or their representatives to contact their [certifying agency](#) for more information. The following agencies certify people for Wisconsin Medicaid enrollment:

- | Income maintenance or tribal agencies
- | Medicaid outstation sites
- | SSA (Social Security Administration) offices

In limited circumstances, some state agencies also certify individuals for Wisconsin Medicaid.

Medicaid fee-for-service members receive services through the traditional health care payment system under which providers receive a payment for each unit of service provided. Some Medicaid members receive services through state-contracted MCOs (managed care organizations).

Topic #232

Qualified Disabled Working Individual Members

QDWI (Qualified Disabled Working Individual) members are a limited benefit category of Medicaid members. They receive payment of Medicare monthly premiums for Part A.

QDWI members are certified by their [income maintenance or tribal agency](#). To qualify, QDWI members are required to meet the following qualifications:

- | Have income under 200 percent of the FPL (Federal Poverty Level)
- | Be entitled to, but not necessarily enrolled in, Medicare Part A
- | Have income or assets too high to qualify for QMB-Only (Qualified Medicare Beneficiary-Only) and SLMB (Specified Low-Income Medicare Beneficiary)

Topic #234

Qualified Medicare Beneficiary-Only Members

QMB-Only (Qualified Medicare Beneficiary-Only) members are a limited benefit category of Medicaid members. They receive payment of the following:

- ┆ Medicare monthly premiums for Part A, Part B, or both
- ┆ Coinsurance, copayment, and deductible for Medicare-allowed services

QMB-Only members are certified by their [income maintenance or tribal agency](#). QMB-Only members are required to meet the following qualifications:

- ┆ Have an income under 100 percent of the FPL (Federal Poverty Level)
- ┆ Be entitled to, but not necessarily enrolled in, Medicare Part A

Topic #235

Qualifying Individual 1 Members

QI-1 (Qualifying Individual 1) members are a limited benefit category of Medicaid members. They receive payment of Medicare monthly premiums for Part B.

QI-1 members are certified by their [income maintenance or tribal agency](#). To qualify, QI-1 members are required to meet the following qualifications:

- ┆ Have income between 120 and 135 percent of the FPL (Federal Poverty Level)
- ┆ Be entitled to, but not necessarily enrolled in, Medicare Part A

Topic #18777

Real-Time Eligibility Determinations

ForwardHealth may complete real-time eligibility determinations for BadgerCare Plus and/or Family Planning Only Services applicants who meet pre-screening criteria and whose reported information can be verified in real time while applying in [ACCESS Apply for Benefits](#). Once an applicant is determined eligible through the real-time eligibility process, they are considered eligible for BadgerCare Plus and/or Family Planning Only Services and will be enrolled for 12 months, unless changes affecting eligibility occur before the 12-month period ends.

A member determined eligible through the real-time eligibility process will receive a [temporary ID \(identification\) card for BadgerCare Plus](#) and/or [Family Planning Only Services](#). Each member will get their own card, and each card will include the member's ForwardHealth ID number. The temporary ID card will be valid for the dates listed on the card and will allow the member to get immediate health care or pharmacy services.

Eligibility Verification

When a member is determined eligible for BadgerCare Plus and/or Family Planning Only Services through the real-time eligibility process, providers are able to see the member's eligibility information in Wisconsin's EVS (Enrollment Verification System) in real time. Providers should always verify eligibility through EVS prior to providing services.

On rare occasions, it may take up to 48 hours for eligibility information to be available through interChange. In such instances, if a

member presents a valid temporary ID card, [the provider is still required to provide services](#), even if eligibility cannot be verified through EVS.

Sample Temporary Identification Card for Badger Care Plus

To the Provider

The individual listed on this card has been enrolled in BadgerCare Plus. This card entitles the listed individual to receive health care services, including pharmacy services, through BadgerCare Plus from any Medicaid-enrolled provider. For additional information, call Provider Services at 800-947-9627 or refer to the ForwardHealth Online Handbook at www.forwardhealth.wi.gov.

NOTE:

It is important to provide services when this card is presented. Providers who render services based on the enrollment dates on this card will receive payment for those services, as long as other reimbursement requirements are met. All policies regarding covered services apply for this individual, including the prohibition against billing members. If "Pending Assignment" is indicated after the name on this card, the member identification (ID) number will be assigned within one business day; the card is still valid. Refer to the ForwardHealth Online Handbook for further information regarding this temporary ID card. Providers are encouraged to keep a photocopy of this card.

WISCONSIN DEPARTMENT OF HEALTH SERVICES

TEMPORARY IDENTIFICATION CARD FOR BADGERCARE PLUS




Name:	Program	ID Number
IM A MEMBER	BadgerCare Plus	0987654321
DOB: 09/01/1984		

This card is valid from **October 01, 2016 to November 30, 2016.**

This individual's eligibility should be available through the ForwardHealth Portal. Eligibility should always be verified through the ForwardHealth Portal prior to services being provided.

Sample Temporary Identification Card for Family Planning Only Services

<p>To the Provider</p> <p>The individual listed on this card has been enrolled in Family Planning Only Services. This card entitles the listed individual to receive health care services, including pharmacy services, through Family Planning Only Services from any Medicaid-enrolled provider. For additional information, call Provider Services at 800-947-9627 or refer to the ForwardHealth Online Handbook at www.forwardhealth.wi.gov.</p> <p>NOTE:</p> <p>It is important to provide services when this card is presented. Providers who render services based on the enrollment dates on this card will receive payment for those services, as long as other reimbursement requirements are met. All policies regarding covered services apply for this individual, including the prohibition against billing members. If "Pending Assignment" is indicated after the name on this card, the member identification (ID) number will be assigned within one business day; the card is still valid. Refer to the ForwardHealth Online Handbook for further information regarding this temporary ID card. Providers are encouraged to keep a photocopy of this card.</p>	<p>WISCONSIN DEPARTMENT OF HEALTH SERVICES</p> <p>TEMPORARY IDENTIFICATION CARD FOR FAMILY PLANNING ONLY SERVICES</p>  <table border="0"> <tr> <td>Name:</td> <td>Program</td> <td>ID Number</td> </tr> <tr> <td>IM A MEMBER</td> <td>Family Planning Only</td> <td>0987654321</td> </tr> <tr> <td>DOB: 09/01/1984</td> <td>Services</td> <td></td> </tr> </table> <p>This card is valid from October 01, 2016 to November 30, 2016.</p> <p>This individual's eligibility should be available through the ForwardHealth Portal. Eligibility should always be verified through the ForwardHealth Portal prior to services being provided.</p>	Name:	Program	ID Number	IM A MEMBER	Family Planning Only	0987654321	DOB: 09/01/1984	Services	
Name:	Program	ID Number								
IM A MEMBER	Family Planning Only	0987654321								
DOB: 09/01/1984	Services									

Topic #236

Specified Low-Income Medicare Beneficiaries

SLMB (Specified Low-Income Medicare Beneficiary) members are a limited benefit category of Medicaid members. They receive payment of Medicare monthly premiums for Part B.

SLMB members are certified by their [income maintenance or tribal agency](#). To qualify, SLMB members are required to meet the following qualifications:

- ┆ Have an income under 120 percent of the FPL (Federal Poverty Level)
- ┆ Be entitled to, but not necessarily enrolled in, Medicare Part A

Topic #262

Tuberculosis-Related Medicaid

[Tuberculosis-Related Medicaid](#) is a limited benefit category that allows individuals with TB (tuberculosis) infection or disease to receive covered TB-related outpatient services.

Topic #240

Wisconsin Well Woman Medicaid

Wisconsin Well Woman Medicaid provides full Medicaid benefits to underinsured or uninsured women ages 35 to 64 who have

been screened and diagnosed by WWWP (Wisconsin Well Woman Program) or Family Planning Only Services, meet all other enrollment requirements, and are in need of treatment for any of the following:

- | Breast cancer
- | Cervical cancer
- | Precancerous conditions of the cervix

Services provided to women who are enrolled in WWWMA (Wisconsin Well Woman Medicaid) are reimbursed through Medicaid fee-for-service.

Identification Cards

Topic #266

ForwardHealth Identification Cards

Each enrolled member receives an identification card. Possession of a program identification card does not guarantee enrollment. It is possible that a member will present a card during a lapse in enrollment; therefore, it is essential that providers verify enrollment before providing services. Members are told to keep their cards even though they may have lapses in enrollment.

ForwardHealth Identification Card Features

The [ForwardHealth identification card](#) includes the member's name, 10-digit member ID, magnetic stripe, signature panel, and the Member Services telephone number. The card also has a unique, 16-digit card number on the front for internal program use.

The ForwardHealth card does not need to be signed to be valid; however, adult members are encouraged to sign their cards. Providers may use the signature as another means of identification.

The toll-free number on the back of each of the cards is for member use only. The address on the back of each card is used to return a lost card to ForwardHealth if it is found.

If a provider finds discrepancies with the identification number or name between what is indicated on the ForwardHealth card and the provider's file, the provider should verify enrollment with Wisconsin's EVS (Enrollment Verification System).

Digital ForwardHealth Identification Cards

Members can access [digital versions of their ForwardHealth cards](#) on the MyACCESS mobile app. Members are able to save PDFs and print out paper copies of their cards from the app. The digital and paper printout versions of the cards are identical to the physical cards for the purposes of accessing Medicaid-covered services. All policies that apply to the physical cards mailed by ForwardHealth to the member also apply to the digital or printed versions that members may present.

A member may still access their digital ForwardHealth card on the MyACCESS app when they are no longer enrolled. The MyACCESS app will display a banner message noting that the member is not currently enrolled in a ForwardHealth program. Providers should always verify enrollment with Wisconsin's EVS.

Identification Number Changes

Some providers may question whether services should be provided if a member's 10-digit identification number on their ForwardHealth card does not match the EVS response. If the EVS indicates the member is enrolled, services should be provided.

A member's identification number may change, and the EVS will reflect that change. However, ForwardHealth does not automatically send a replacement ForwardHealth card with the new identification number to the member. ForwardHealth cross-references the old and new identification numbers so a provider may submit claims with either number. The member may request a replacement ForwardHealth card that indicates the new number.

Member Name Changes

If a member's name on the ForwardHealth card is different than the response given from Wisconsin's EVS, providers should use

the name from the EVS response. When a name change is reported and on file, a new card will automatically be sent to the member.

Deactivated Cards

When any member identification card has been replaced for any reason, the previous identification card is deactivated. If a member presents a deactivated card, providers should encourage the member to discard the deactivated card and use only the new card.

Although a member identification card may be deactivated, the member ID is valid and the member still may be enrolled in a ForwardHealth program.

If a provider swipes a ForwardHealth card using a magnetic stripe card reader and finds that it has been deactivated, the provider may request a second form of identification if they do not know the member. After the member's identity has been verified, providers may verify a member's enrollment by using one of the EVS methods such as [AVR \(Automated Voice Response\)](#).

Defective Cards

If a provider uses a card reader for a ForwardHealth card and the magnetic stripe is defective, the provider should encourage the member to call Member Services at the number listed on the back of the member's card to request a new card.

If a member presents a ForwardHealth card with a defective magnetic stripe, providers may verify the member's enrollment by using an alternate enrollment verification method. Providers may also verify a member's enrollment by entering the member ID or 16-digit card number on a touch pad, if available, or by calling [WiCall](#) or [Provider Services](#).

Lost Cards

If a member needs a replacement ForwardHealth card, they may call Member Services to request a new one.

If a member lost their ForwardHealth card or never received one, the member may call [Member Services](#) to request a new one.

Managed Care Organization Enrollment Changes

Members do not receive a new ForwardHealth card if they are enrolled in a state-contracted MCO (managed care organization) or change from one MCO to another. Providers should verify enrollment with the EVS every time they see a member to ensure they have the most current managed care enrollment information.



Sample ForwardHealth Identification Card



Topic #1435

Types of Identification Cards

ForwardHealth members receive an identification card upon initial eligibility determination. Identification cards may be presented in different formats (e.g., white plastic cards, paper cards, or paper printouts), depending on the program and the method used to enroll (i.e., paper application or online application). Members who are temporarily enrolled in BadgerCare Plus or Family Planning Only Services receive temporary identification cards.

Enrollment Rights

Topic #246

Appealing Enrollment Determinations

Applicants and members have the right to appeal certain decisions relating to BadgerCare Plus, Medicaid, or ADAP (Wisconsin AIDS Drug Assistance Program) enrollment. An applicant, a member, or authorized person acting on behalf of the applicant or member, or former member may file the appeal with the DHA (Division of Hearings and Appeals).

Pursuant to Wis. Admin. Code § [HA 3.03](#), an applicant, member, or former member may appeal any adverse action or decision by an agency or department that affects their benefits. Examples of decisions that may be appealed include, but are not limited to, the following:

- ┆ Individual was denied the right to apply.
- ┆ Application for BadgerCare Plus, ADAP, or Wisconsin Medicaid was denied.
- ┆ Application for BadgerCare Plus, ADAP, or Wisconsin Medicaid was not acted upon promptly.
- ┆ Enrollment was unfairly discontinued, terminated, suspended, or reduced.

In the case when enrollment is cancelled or terminated, the date the member, or authorized person acting on behalf of the member, files an appeal with the DHA determines what continuing coverage, if any, the member will receive until the hearing decision is made. The following scenarios describe the coverage allowed for a member who files an appeal:

- ┆ If a member files an appeal before his or her enrollment ends, coverage will continue pending the hearing decision.
- ┆ If a member files an appeal within 45 days after his or her enrollment ends, a hearing is allowed but coverage is not reinstated.

If the member files an appeal more than 45 days after his or her enrollment ends, a hearing is not allowed. Members may file an appeal by submitting a [Request for Fair Hearing \(DHA-28 \(08/09\)\)](#) form.

Claims for Appeal Reversals

Claim Denial Due to Termination of BadgerCare Plus or Wisconsin Medicaid Enrollment

If a claim is denied due to termination of BadgerCare Plus or Wisconsin Medicaid enrollment, a hearing decision that reverses that determination will allow the claim to be resubmitted and paid. The provider is required to obtain a copy of the appeal decision from the member, attach the copy to the previously denied claim, and submit both to ForwardHealth at the following address:

ForwardHealth
Specialized Research
Ste 50
313 Blettner Blvd
Madison WI 53784

If a provider has not yet submitted a claim, the provider is required to submit a copy of the hearing decision along with a paper claim to Specialized Research.

As a reminder, claims [submission deadlines](#) still apply even to those claims with hearing decisions.

Claim Denial Due to Termination of ADAP Enrollment

If a claim is denied due to termination of ADAP enrollment, a hearing decision that reverses that determination will allow the claim to be resubmitted and paid. The provider is required to obtain a copy of the appeal decision from the member, attach the copy to the previously denied claim, and submit both to ForwardHealth at the following address:

ForwardHealth
ADAP Claims and Adjustments
PO Box 8758
Madison WI 53708

If a provider has not yet submitted a claim, the provider is required to submit a copy of the hearing decision along with a paper claim to ADAP Claims and Adjustments.

As a reminder, claims [submission deadlines](#) still apply even to those claims with hearing decisions.

Topic #247

Freedom of Choice

Members may receive covered services from **any** willing Medicaid-enrolled provider, unless they are enrolled in a state-contracted MCO (managed care organization) or assigned to the [Pharmacy Services Lock-In Program](#).

Topic #248

General Information

Members are entitled to certain rights per Wis. Admin. Code ch. [DHS 103](#).

Topic #250

Notification of Discontinued Benefits

When DHS (Department of Health Services) intends to discontinue, suspend, or reduce a member's benefits, or reduce or eliminate coverage of services for a general class of members, DHS sends a written notice to members. This notice is required to be provided at least 10 days before the effective date of the action.

Topic #252

Prompt Decisions on Enrollment

Individuals applying for BadgerCare Plus or Wisconsin Medicaid have the right to prompt decisions on their applications. Enrollment decisions are made within 60 days of the date the application was signed for those with disabilities and within 30 days for all other applicants.

Topic #254

Requesting Retroactive Enrollment

An applicant has the right to request [retroactive enrollment](#) when applying for BadgerCare Plus or Wisconsin Medicaid. Enrollment may be backdated to the first of the month three months prior to the date of application for eligible members. Retroactive enrollment does not apply to QMB-Only (Qualified Medicare Beneficiary-Only) members.

Enrollment Responsibilities

Topic #241

General Information

Members have certain responsibilities per Wis. Admin. Code § [DHS 104.02](#) and the [ForwardHealth Enrollment and Benefits \(P-00079 \(07/14\)\)](#) booklet.

Topic #243

Loss of Enrollment — Financial Liability

Some covered services consist of a series of sequential treatment steps, meaning more than one office visit is required to complete treatment.

In most cases, if a member loses enrollment midway through treatment, BadgerCare Plus and Medicaid will **not** reimburse services (including prior authorized services) after enrollment has lapsed.

Members are financially responsible for any services received after their enrollment has been terminated. If the member wishes to continue treatment, it is a decision between the provider and the member whether the service should be given and how the services will be paid. The provider may collect payment from the member if the member accepts responsibility for payment of a service and certain [conditions](#) are met.

To avoid misunderstandings, it is recommended that providers remind members that they are financially responsible for any continued care after enrollment ends.

To avoid potential reimbursement problems that can arise when a member loses enrollment midway through treatment, the provider is encouraged to verify the member's enrollment using the [EVS \(Enrollment Verification System\)](#) or the ForwardHealth Portal prior to providing each service, even if an approved PA (prior authorization) request is obtained for the service.

Topic #707

Member Cooperation

Members are responsible for giving providers full and accurate information necessary for the correct submission of claims. If a member has other health insurance, it is the member's obligation to give full and accurate information to providers regarding the insurance.

Topic #269

Members Should Present Card

It is important that providers determine a member's enrollment and other insurance coverage **prior to** each DOS (date of service) that services are provided. Pursuant to Wis. Admin. Code § [DHS 104.02\(2\)](#), a member should inform providers that they are enrolled in BadgerCare Plus or Wisconsin Medicaid and should present a current ForwardHealth identification card before

receiving services.

Note: Due to the nature of their specialty, certain providers — such as anesthesiologists, radiologists, DME (durable medical equipment) suppliers, independent laboratories, and ambulances — are not always able to see a member's ForwardHealth identification card because they might not have direct contact with the member prior to providing the service. In these circumstances, it is still the provider's responsibility to obtain member enrollment information.

Topic #244

Prior Identification of Enrollment

Except in emergencies that preclude prior identification, members are required to inform providers that they are receiving benefits and must present their ForwardHealth identification card before receiving care. If a [member forgets their ForwardHealth card](#), providers may verify enrollment without it.

Topic #245

Reporting Changes to Caseworkers

Members are required to report certain changes to their caseworker at their certifying agency. These changes include, but are not limited to, the following:

- | A new address or a move out of state
- | A change in income
- | A change in family size, including pregnancy
- | A change in other health insurance coverage
- | Employment status
- | A change in assets for members who are over 65 years of age, blind, or disabled

Special Enrollment Circumstances

Topic #276

Medicaid Members from Other States

Wisconsin Medicaid does not pay for services provided to members enrolled in other state Medicaid programs. Providers are advised to contact [other state Medicaid programs](#) to determine whether the service sought is a covered service under that state's Medicaid program.

Topic #279

Members Traveling Out of State

When a member travels out of state but is within the United States (including its territories), Canada, or Mexico, BadgerCare Plus and Wisconsin Medicaid cover medical services in any of the following circumstances:

- | An emergency illness or accident
- | When the member's health would be endangered if treatment were postponed
- | When the member's health would be endangered if travel to Wisconsin were undertaken
- | When PA (prior authorization) has been granted to the out-of-state provider for provision of a nonemergency service
- | When there are coinsurance, copayment, or deductible amounts remaining after Medicare payment or approval for dual eligibles

Note: Some providers located in a state that borders Wisconsin may be Wisconsin Medicaid enrolled as a [border-status provider](#) if the provider notifies ForwardHealth in writing that it is common practice for members in a particular area of Wisconsin to seek their medical services. Border-status providers follow the same policies as Wisconsin providers.

Topic #277

Non-U.S. Citizens — Emergency Services

Certain non-U.S. citizens who are not qualified aliens are eligible for services only in cases of acute emergency medical conditions. Providers should use the appropriate diagnosis code to document the nature of the emergency.

An emergency medical condition is a medical condition manifesting itself by acute symptoms of such severity that one could reasonably expect the absence of immediate medical attention to result in the following:

- | Placing the person's health in serious jeopardy
- | Serious impairment to bodily functions
- | Serious dysfunction of any bodily organ or part

Due to federal regulations, BadgerCare Plus and Wisconsin Medicaid do not cover services for non-U.S. citizens who are not qualified aliens related to routine prenatal or postpartum care, major organ transplants (for example, heart, liver), or ongoing treatment for chronic conditions where there is no evidence of an acute emergent state. For the purposes of this policy, services for ESRD (end-stage renal disease) and all labor and delivery are considered emergency services.

Note: Babies born to certain non-qualifying immigrants are eligible for Medicaid enrollment under the CEN (continuously eligible newborn) option. However, babies born to women with incomes over 300 percent of the FPL (Federal Poverty Level) are not eligible for CEN status. The baby may still qualify for BadgerCare Plus. These mothers should report the birth to the local agencies within ten calendar days.

A provider who gives emergency care to a non-U.S. citizen should refer them to the [income maintenance or tribal agency](#) or ForwardHealth outpost site for a determination of BadgerCare Plus enrollment. Providers may complete the [Certification of Emergency for Non-U.S. Citizens \(F-01162 \(02/2009\)\)](#) form for clients to take to the income maintenance or tribal agency in their county of residence where the BadgerCare Plus enrollment decision is made.

Providers should be aware that a client's enrollment does not guarantee that the services provided will be reimbursed by BadgerCare Plus.

Topic #278

Persons Detained by Legal Process

Most individuals detained by legal process who are eligible for BadgerCare Plus or Wisconsin Medicaid benefits will have their eligibility suspended during their detention period. During the suspension, ForwardHealth will only cover inpatient services received while the member is outside of jail or prison for 24 hours or more.

Note: "Detained by legal process" means a person who is incarcerated because of law violation or alleged law violation, which includes misdemeanors, felonies, delinquent acts, and day-release prisoners. Inmates who are released from jail under the Huber Program to return home to care for their minor children may be eligible for full benefit BadgerCare Plus or Wisconsin Medicaid without suspension.

Pregnant women detained by legal process who qualify for the [BadgerCare Plus Prenatal Program](#) and state prison inmates who qualify for Wisconsin Medicaid or BadgerCare Plus during inpatient hospital stays may receive certain benefits and are not subject to eligibility suspension. Additionally, inmates of county jails admitted to a hospital for inpatient services who are expected to remain in the hospital for 24 hours or more will be eligible for PE (presumptive eligibility) determinations for BadgerCare Plus by qualified hospitals. Refer to the Presumptive Eligibility chapter of either the [Inpatient](#) or [Outpatient](#) Hospital service area for more information on the PE determination process.

The DOC (Department of Corrections) or county jail oversee health care-related needs for individuals detained by legal process who do not qualify for the BadgerCare Plus Prenatal Program or for state prison inmates who do not qualify for Wisconsin Medicaid or BadgerCare Plus during an inpatient hospital stay.

Topic #280

Retroactive Enrollment

Retroactive enrollment occurs when an individual has applied for BadgerCare Plus or Medicaid and enrollment is granted with an effective date prior to the date the enrollment determination was made. A member's enrollment may be backdated to allow retroactive coverage for medical bills incurred prior to the date of application.

The retroactive enrollment period may be backdated up to three months prior to the month of application if all enrollment requirements were met during the period. Enrollment may be backdated more than three months if there were delays in determining enrollment or if court orders, fair hearings, or appeals were involved.

Reimbursing Members in Cases of Retroactive Enrollment

When a member receives retroactive enrollment, he or she has the right to request the return of payments made to a Medicaid-enrolled provider for a covered service during the period of retroactive enrollment, according to Wis. Admin. Code § [DHS 104.01\(11\)](#). A Medicaid-enrolled provider is required to submit claims to ForwardHealth for covered services provided to a member during periods of retroactive enrollment. Medicaid cannot directly refund the member.

If a service(s) that requires PA (prior authorization) was performed during the member's period of retroactive enrollment, the provider is required to submit a PA request and receive approval from ForwardHealth **before** submitting a claim.

If a provider receives reimbursement from Medicaid for services provided to a retroactively enrolled member and the member has paid for the service, the provider is required to reimburse the member or authorized person acting on behalf of the member (for example, local General Relief agency) the full amount that the member paid for the service.

If a claim cannot be filed within 365 days of the DOS (date of service) due to a delay in the determination of a member's retroactive enrollment, the provider is required to submit the claim to Timely Filing within 180 days of the date the retroactive enrollment is entered into Wisconsin's EVS (Enrollment Verification System) (if the services provided during the period of retroactive enrollment were covered).

Topic #281

Spenddown to Meet Financial Enrollment Requirements

Occasionally, an individual with significant medical bills meets all enrollment requirements except those pertaining to income. These individuals are required to "spenddown" their income to meet financial enrollment requirements.

The certifying agency calculates the individual's spenddown (or deductible) amount, tracks all medical costs the individual incurs, and determines when the medical costs have satisfied the spenddown amount. (A payment for a medical service does not have to be made by the individual to be counted toward satisfying the spenddown amount.)

When the individual meets the spenddown amount, the certifying agency notifies ForwardHealth and the provider of the last service that the individual is eligible beginning on the date that the spenddown amount was satisfied.

If the individual's last medical bill is greater than the amount needed to satisfy the spenddown amount, the certifying agency notifies the affected provider by indicating the following:

- ┆ The individual is eligible for benefits as of the DOS (date of service) on the last bill.
- ┆ A claim for the service(s) on the last bill should be submitted to ForwardHealth. (The claim should indicate the full cost of the service.)
- ┆ The portion of the last bill that the individual must pay to the provider.

The certifying agency also informs ForwardHealth of the individual's enrollment and identifies the following:

- ┆ The DOS of the final charges counted toward satisfying the spenddown amount
- ┆ The provider number of the provider of the last service
- ┆ The spenddown amount remaining to be satisfied

When the provider submits the claim, the spenddown amount will automatically be deducted from the provider's reimbursement for the claim. The spenddown amount is indicated in the Member's Share element on the [Medicaid Remaining Deductible Update \(F-10109 \(02/2014\)\)](#) form sent to providers by the member's certifying agency. The provider's reimbursement is then reduced by the amount of the member's obligation.

Topic #23277

12-Month Continuous Health Care Coverage for Children

Most children enrolled in BadgerCare Plus or Medicaid programs will keep their health insurance coverage for 12 months. Even if their family has a change in income or other circumstances, children under age 19 will have coverage at least until their next renewal. This policy is required by the federal Consolidated Appropriations Act, 2023.

Qualifying Programs

Members under age 19 in the following programs qualify for continuous coverage:

- | [BadgerCare Plus](#)
- | Emergency Services Medicaid
- | [Family Planning Only Services](#)
- | Foster Care Medicaid
- | HCBW (Home and Community-Based Waiver) Medicaid
- | Institutional Medicaid
- | Katie Beckett Medicaid
- | MAPP (Medicaid Purchase Plan)
- | Medicare Savings Programs
- | Special Status Medicaid
- | SSI (Supplemental Security Income)-Related Medicaid
- | SSI Medicaid
- | [Tuberculosis-Related Medicaid](#)
- | [Wisconsin Well Woman Medicaid](#)

Exceptions to Continuous Coverage

Continuous coverage does not apply to children:

- | Enrolled under presumptive eligibility, also known as [Express Enrollment](#).
- | Enrolled by meeting a deductible. These are members who become eligible for up to a six-month period based on their medical expenses.

Children remain eligible for the 12 months until their next renewal unless:

- | They turn 19.
- | They move out of Wisconsin.
- | Their citizenship or immigration status is not verified.
- | The family asks to end their coverage.

Assisting Members Through Enrollment Renewals

Helping families through the health care renewal process remains vital to keeping children covered. Providers are asked to remind BadgerCare Plus and other Wisconsin Medicaid program members to renew their coverage, even if they think their situation will change in the future. Members should also be reminded to tell their agency about any changes to their address, phone number, or email to ensure they continue to receive important information about their health care coverage from the Wisconsin DHS (Department of Health Services).

Member Resources

Free Health Insurance Application and Renewal Assistance

Members who need help with applying for or renewing health care coverage can access the following resources:

- ┆ Covering Wisconsin (free expert help with health insurance), available at the [WisCovered](#) website
- ┆ [211 Wisconsin](#) at 211 or 877-947-2211

Continuous Coverage and Health Care Renewal Information

DHS has the following member resources available for more information regarding health care renewals and continuous coverage for children:

- ┆ [Medicaid: Programs for Children](#) web page
- ┆ [Health Care Renewals](#) web page
- ┆ "Keeping Kids Covered" [12-Month Continuous Coverage for Children fact sheet](#)
- ┆ [BadgerCare Plus: Frequently Asked Questions](#)

Members With Dual Coverage

Children enrolled in Foster Care Medicaid or SSI Medicaid will have 12-months of continuous coverage even if their out-of-home placement, subsidized guardianship, court-ordered kinship care, adoption assistance agreement, or SSI payment ends. Families applying for BadgerCare Plus or Wisconsin Medicaid with a child still enrolled in Foster Care Medicaid or SSI Medicaid solely because of 12-month continuous coverage (for example, their SSI payments ended) may still enroll their child in BadgerCare Plus or Wisconsin Medicaid. These children may have dual coverage for a period of time. A family may also choose to enroll their child in BadgerCare Plus or Wisconsin Medicaid and request to end their child's Foster Care Medicaid or SSI Medicaid.

Dual Coverage Impact on HMO Enrollment

When families are enrolling children in BadgerCare Plus while the child continues to be enrolled in Foster Care Medicaid or SSI Medicaid solely because of 12-month continuous coverage, the child can be enrolled in a BadgerCare Plus HMO.

If the child is dually enrolled in Foster Care Medicaid and BadgerCare Plus, they will not be automatically enrolled in a BadgerCare Plus HMO. If their family wants to enroll them in a BadgerCare Plus HMO, they must:

- ┆ Call the Wisconsin Department of Children and Families at 833-543-5265 and request to end their child's Foster Care Medicaid
- ┆ Then contact the HMO [Enrollment Specialist](#) and request to enroll the child in a BadgerCare Plus HMO

If the child is dually enrolled in SSI Medicaid and BadgerCare Plus, they will be automatically enrolled in a BadgerCare Plus HMO. If their family wants to end their SSI Medicaid fee-for-service coverage, they should call [Member Services](#).

Misuse and Abuse of Benefits

Topic #271

Examples of Member Abuse or Misuse

Examples of member abuse or misuse are included in Wis. Admin. Code § [DHS 104.02\(5\)](#).

Topic #274

Pharmacy Services Lock-In Program

Overview of the Pharmacy Services Lock-In Program

The purpose of the Pharmacy Services Lock-In Program is to coordinate the provision of health care services for members who abuse or misuse Medicaid, BadgerCare Plus, or SeniorCare benefits by seeking duplicate or medically unnecessary services, particularly for controlled substances. The Pharmacy Services Lock-In Program focuses on the abuse or misuse of prescription benefits for controlled substances. Abuse or misuse is defined under Recipient Duties in Wis. Admin. Code § [DHS 104.02](#).

Coordination of member health care services is intended to:

- ┆ Curb the abuse or misuse of controlled substance medications.
- ┆ Improve the quality of care for a member.
- ┆ Reduce unnecessary physician utilization.

The Pharmacy Services Lock-In Program focuses on the abuse or misuse of prescription benefits for controlled substances. Abuse or misuse is defined under Recipient Duties in Wis. Admin. Code § DHS 104.02. The abuse and misuse definition includes:

- ┆ Not duplicating or altering prescriptions
- ┆ Not feigning illness, using false pretense, providing incorrect enrollment status, or providing false information to obtain service
- ┆ Not seeking duplicate care from more than one provider for the same or similar condition
- ┆ Not seeking medical care that is excessive or not medically necessary

The Pharmacy Services Lock-In Program applies to members in fee-for-service as well as members enrolled in Medicaid SSI HMOs and BadgerCare Plus HMOs. Members remain enrolled in the Pharmacy Services Lock-In Program for two years and are continuously monitored for their prescription drug usage. At the end of the two-year enrollment period, an assessment is made to determine if the member should continue enrollment in the Pharmacy Services Lock-In Program.

Members enrolled in the Pharmacy Services Lock-In Program will be locked into one pharmacy where prescriptions for restricted medications must be filled and one prescriber who will prescribe restricted medications. [Restricted medications](#) are most controlled substances, carisoprodol, and tramadol. Referrals will be required only for restricted medication services.

Fee-for-service members enrolled in the Pharmacy Services Lock-In Program may choose physicians and pharmacy providers from whom to receive prescriptions and medical services not related to restricted medications. Members enrolled in an HMO must comply with the HMO's policies regarding care that is not related to restricted medications.

Referrals of members as candidates for lock-in are received from retrospective DUR (Drug Utilization Review), physicians, pharmacists, other providers, and through automated surveillance methods. Once a referral is received, six months of pharmacy claims and diagnoses data are reviewed. A recommendation for one of the following courses of action is then made:

- ┆ No further action.
- ┆ Send an intervention letter to the physician.
- ┆ Send a warning letter to the member.
- ┆ Enroll the member in the Pharmacy Services Lock-In Program.

Medicaid, BadgerCare Plus, and SeniorCare members who are candidates for enrollment in the Pharmacy Services Lock-In Program are sent a letter of intent, which explains the restriction that will be applied, how to designate a primary prescriber and a pharmacy, and how to request a hearing if they wish to contest the decision for enrollment (that is, due process). If a member fails to designate providers, the Pharmacy Services Lock-In Program may assign providers based on claims' history. In the letter of intent, members are also informed that access to emergency care is not restricted.

Letters of notification are sent to the member and to the lock-in primary prescriber and pharmacy. Providers may designate alternate prescribers or pharmacies for restricted medications, as appropriate. Members remain in the Pharmacy Services Lock-In Program for two years. The primary lock-in prescriber and pharmacy may make referrals for specialist care or for care that they are otherwise unable to provide (for example, home infusion services). The member's utilization of services is reviewed prior to release from the Pharmacy Services Lock-In Program, and lock-in providers are notified of the member's release date.

Excluded Drugs

The following scheduled drugs will be excluded from monitoring by the Pharmacy Services Lock-In Program:

- ┆ Anabolic steroids
- ┆ Barbiturates used for seizure control
- ┆ Lyrica
- ┆ Provigil and Nuvigil
- ┆ Weight loss drugs

Pharmacy Services Lock-In Program Administrator

The Pharmacy Services Lock-In Program is administered by Kepro. Kepro may be contacted by phone at 877-719-3123, by fax at 800-881-5573, or by mail at the following address:

Pharmacy Services Lock-In Program
c/o Kepro
PO Box 3570
Auburn AL 36831-3570

Pharmacy Services Lock-In Prescribers Are Required to Be Enrolled in Wisconsin Medicaid

To prescribe restricted medications for Pharmacy Services Lock-In Program members, prescribers are required to be [enrolled in Wisconsin Medicaid](#). Enrollment for the Pharmacy Services Lock-In Program is not separate from enrollment in Wisconsin Medicaid.

Role of the Lock-In Prescriber and Pharmacy Provider

The lock-in prescriber determines what restricted medications are medically necessary for the member, prescribes those

medications using their professional discretion, and designates an alternate prescriber if needed. If the member requires an alternate prescriber to prescribe restricted medications, the primary prescriber should complete the [Pharmacy Services Lock-In Program Designation of Alternate Prescriber for Restricted Medication Services \(F-11183 \(03/2023\)\)](#) form and return it to the Pharmacy Services Lock-In Program and to the member's HMO, if applicable.

To coordinate the provision of medications, the lock-in prescriber may also contact the lock-in pharmacy to give the pharmacist (s) guidelines as to which medications should be filled for the member and from whom. The primary lock-in prescriber should also coordinate the provision of medications with any other prescribers they have designated for the member.

The lock-in pharmacy fills prescriptions for restricted medications that have been written by the member's lock-in prescriber(s) and works with the lock-in prescriber(s) to ensure the member's drug regimen is consistent with the overall care plan. The lock-in pharmacy may fill prescriptions for medications from prescribers other than the lock-in prescriber only for medications not on the list of restricted medications. If a pharmacy claim for a restricted medication is submitted from a provider who is not a designated lock-in prescriber, the claim will be denied.

Designated Lock-In Pharmacies

The Pharmacy Services Lock-In Program pharmacy fills prescriptions for restricted medications that have been written by the member's lock-in prescriber(s) and works with the lock-in prescriber(s) to ensure the member's drug regimen is consistent with the overall care plan. The lock-in pharmacy may fill prescriptions for medications from prescribers other than the lock-in prescriber only for medications not on the list of restricted medications. If a pharmacy claim for a restricted medication is submitted from a provider who is not a designated lock-in prescriber, the claim will be denied.

Alternate Providers for Members Enrolled in the Pharmacy Services Lock-In Program

Members enrolled in the Pharmacy Services Lock-In Program do not have to visit their lock-in prescriber to receive medical services unless an HMO requires a primary care visit. Members may see other providers to receive medical services; however, other providers cannot prescribe restricted medications for Pharmacy Services Lock-In Program members unless specifically designated to do so by the primary lock-in prescriber. For example, if a member sees a cardiologist, the cardiologist may prescribe a statin for the member, but the cardiologist may not prescribe restricted medications unless they have been designated by the lock-in prescriber as an alternate provider.

A referral to an alternate provider for a Pharmacy Services Lock-In Program member is necessary only when the member needs to obtain a prescription for a restricted medication from a provider other than their lock-in prescriber or lock-in pharmacy.

If the member requires alternate prescribers to prescribe restricted medications, the primary lock-in prescriber is required to complete the Pharmacy Services Lock-In Program Designation of Alternate Prescriber for Restricted Medication Services form. Referrals for fee-for-service members must be on file with the Pharmacy Services Lock-In Program. Referrals for HMO members must be on file with the Pharmacy Service Lock-In Program and the member's HMO.

Designated alternate prescribers are required to be enrolled in Wisconsin Medicaid.

Claims from Providers Who Are Not Designated Pharmacy Services Lock-In Providers

If the member brings a prescription for a restricted medication from a non-lock-in prescriber to the designated lock-in pharmacy, the pharmacy provider cannot fill the prescription.

If a pharmacy claim for a restricted medication is submitted from a provider who is not the designated lock-in prescriber, alternate prescriber, lock-in pharmacy, or alternate pharmacy, the claim will be denied. If a claim is denied because the prescription is not

from a designated lock-in prescriber, the lock-in pharmacy provider cannot dispense the drug or collect a cash payment from the member because the service is a nonreimbursable service. However, the lock-in pharmacy provider may contact the lock-in prescriber to request a new prescription for the drug, if appropriate.

To determine if a provider is on file with the Pharmacy Services Lock-In Program, the lock-in pharmacy provider may do one of the following:

- | Speak to the member.
- | Call Kepro.
- | Call Provider Services.
- | Use the ForwardHealth Portal.

Claims are not reimbursable if the designated lock-in prescriber, alternate lock-in prescriber, lock-in pharmacy, or alternate lock-in pharmacy provider is not on file with the Pharmacy Services Lock-In Program.

For More Information

Providers may call Kepro with questions about the Pharmacy Services Lock-In Program. Pharmacy providers may also refer to the list of restricted medications data table or call Provider Services with questions about the following:

- | Drugs that are restricted for Pharmacy Services Lock-In Program members
- | A member's enrollment in the Pharmacy Services Lock-In Program
- | A member's designated lock-in prescriber or lock-in pharmacy

Topic #273

Providers May Refuse to Provide Services

Providers may refuse to provide services to a BadgerCare Plus or Medicaid member in situations when there is reason to believe that the person presenting the ForwardHealth identification card is misusing or abusing it.

Members who abuse or misuse BadgerCare Plus or Wisconsin Medicaid benefits or their ForwardHealth card may have their benefits terminated or be subject to limitations under the [Pharmacy Services Lock-In Program](#) or to criminal prosecution.

Topic #275

Requesting Additional Proof of Identity

Providers may request additional proof of identity from a member if they suspect fraudulent use of a ForwardHealth identification card. If another form of identification is not available, providers can compare a person's signature with the signature on the back of the ForwardHealth identification card if it is signed. (Adult members are encouraged to sign the back of their cards; however, it is not mandatory for members to do so.)

Verifying member identity, as well as enrollment, can help providers detect instances of fraudulent ForwardHealth card use.

Birth to 3 Program

Topic #792

Administration and Regulations

In Wisconsin, Birth to 3 services are administered at the local level by county departments of community programs, human service departments, public health agencies, or any other public agency designated or contracted by the county board of supervisors. The Wisconsin DHS (Department of Health Services) monitors, provides technical assistance, and offers other services to county Birth to 3 agencies.

The enabling federal legislation for the Birth to 3 Program is 34 CFR Part 303. The enabling state legislation is Wis. Stats. [§ 51.44](#), and the regulations are found in Wis. Admin. Code [ch. DHS 90](#).

Providers may contact the appropriate county Birth to 3 agency for more information.

Topic #790

Enrollment Criteria

A child from birth up to (but not including) age 3 is eligible for Birth to 3 services if the child meets one of the following criteria:

- ┆ The child has a diagnosed physical or mental condition that has a high probability of resulting in a developmental delay.
- ┆ The child has at least a 25 percent delay in one or more of the following areas of development:
 - ┆ Cognitive development
 - ┆ Physical development, including vision and hearing
 - ┆ Communication skills
 - ┆ Social or emotional development
 - ┆ Adaptive development, which includes self-help skills
- ┆ The child has atypical development affecting their overall development, as determined by a qualified team using professionally acceptable procedures and informed clinical opinion.

BadgerCare Plus provides Birth to 3 information because many children enrolled in the Birth to 3 Program are also BadgerCare Plus members.

Topic #791

Individualized Family Service Plan

A Birth to 3 member receives an IFSP (Individualized Family Service Plan) developed by an interdisciplinary team that includes the child's family. The IFSP provides a description of the outcomes, strategies, supports, services appropriate to meet the needs of the child and family, and the natural environment settings where services will be provided. All Birth to 3 services must be identified in the child's IFSP.

Topic #788

Requirements for Providers

Title 34 CFR Part 303 for Birth to 3 services requires all health, social service, education, and tribal programs receiving federal funds, including Medicaid providers, to do the following:

- | Identify children who may be eligible for Birth to 3 services. These children must be referred to the appropriate county Birth to 3 program within **two working days** of identification. This includes children with developmental delays, atypical development, disabilities, and children who are substantiated as abused or neglected. For example, if a provider's health exam or developmental screen indicates that a child may have a qualifying disability or developmental delay, the child must be referred to the county Birth to 3 program for evaluation. (Providers are encouraged to explain the need for the Birth to 3 referral to the child's parents or guardians.)
- | Cooperate and participate with Birth to 3 service coordination as indicated in the child's IFSP (Individualized Family Services Plan). Birth to 3 services must be provided by providers who are employed by, or under agreement with, a Birth to 3 agency to provide Birth to 3 services.
- | Deliver Birth to 3 services in the child's natural environment, unless otherwise specified in the IFSP. The child's natural environment includes the child's home and other community settings where children without disabilities participate. (Hospitals contracting with a county to provide therapy services in the child's natural environment must receive separate enrollment as a therapy group to be reimbursed for these therapy services.)
- | Assist parents or guardians of children receiving Birth to 3 services to maximize their child's development and participate fully in implementation of their child's IFSP. For example, an occupational therapist is required to work closely with the child's parents and caretakers to show them how to perform daily tasks in ways that maximize the child's potential for development.

Topic #789

Services

The Birth to 3 Program covers the following types of services when they are included in the child's IFSP (Individualized Family Services Plan):

- | Evaluation and assessment
- | Special instruction
- | OT (occupational therapy)
- | PT (physical therapy)
- | SLP (speech and language pathology)
- | Audiology
- | Psychology
- | Social work
- | Assistive technology
- | Transportation
- | Service coordination
- | Certain medical services for diagnosis and evaluation purposes
- | Certain health services to enable the child to benefit from early intervention services
- | Family training, counseling, and home visits

Coordination of Benefits

7

Archive Date:09/03/2024

Coordination of Benefits:Other Coverage Information

Topic #4940

After Reporting Discrepancies

After receiving a [Commercial Other Coverage Discrepancy Report \(F-01159 \(04/2017\)\)](#) form or [Medicare Other Coverage Discrepancy Report \(F-02074 \(04/2018\)\)](#) form, ForwardHealth confirms the information and updates the member files.

It may take up to two weeks to process and update the member's enrollment information. During that time, ForwardHealth verifies the insurance information submitted and adds, changes, or removes the member's other coverage information as appropriate. If verification contradicts the provider's information, a written explanation is sent to the provider. The provider should wait to submit claims until one of the following occurs:

- ┆ The provider verifies through Wisconsin's EVS (Enrollment Verification System) that the member's other coverage information has been updated.
- ┆ The provider receives a written explanation.

Topic #4941

Coverage Discrepancies

Maintaining complete and accurate insurance information may result in fewer claim denials. Providers are an important source of other coverage information as they are frequently the first to identify coverage discrepancies.

Topic #609

Insurance Disclosure Program

ForwardHealth receives policyholder files from most major commercial health insurance companies on a monthly basis. ForwardHealth then compares this information with member enrollment files. If a member has commercial health insurance, ForwardHealth revises the member's enrollment file with the most current information.

The insurance company is solely responsible for the accuracy of this data. If the insurance company provides information that is not current, ForwardHealth's files may be inaccurate.

Topic #610

Maintaining Accurate and Current Records

ForwardHealth uses many sources of information to keep accurate and current records of a member's other coverage, including the following:

- ┆ Insurance Disclosure program
- ┆ Providers who submit an [Commercial Other Coverage Discrepancy Report \(F-01159 \(04/2017\)\)](#) form or [Medicare Other Coverage Discrepancy Report \(F-02074 \(04/2018\)\)](#) form
- ┆ Member certifying agencies

| Members

The information about a member's other health insurance coverage in the member files may be incomplete or incorrect if ForwardHealth received inaccurate information from the other health insurance source or the member's certifying agency.

Topic #4942

Reporting Discrepancies

Providers are encouraged to report discrepancies to ForwardHealth by submitting the [Commercial Other Coverage Discrepancy Report \(F-01159 \(04/2017\)\)](#) form or [Medicare Other Coverage Discrepancy Report \(F-02074 \(04/2018\)\)](#) form. Providers are asked to complete the form in the following situations:

- | The provider is aware of other coverage information that is not indicated by Wisconsin's EVS (Enrollment Verification System).
- | The provider received other coverage information that contradicts the information indicated by the EVS.
- | A claim is denied because the EVS indicates commercial managed care coverage but the coverage is not available to the member (e.g., the member does not live in the plan's service area).

Providers should not use the Commercial Other Coverage Discrepancy Report form or Medicare Other Coverage Discrepancy Report form to update any information regarding a member's coverage in a state-contracted MCO (managed care organization).

When reporting discrepancies, providers should include photocopies of current insurance cards and any available documentation, such as remittance information and benefit coverage dates or denials.

Commercial Health Insurance

Topic #595

Assignment of Insurance Benefits

Assignment of insurance benefits is the process by which a specified party (for example, provider or policyholder) becomes entitled to receive payment for claims in accordance with the insurance company policies.

Other health insurance (for example, commercial health insurance, Medicare, Medicare Advantage Plans) companies may permit reimbursement to the provider or member. Providers should verify whether other health insurance benefits may be assigned to the provider. As indicated by the other health insurance, providers may be required to obtain approval from the member for this assignment of benefits.

If the provider is assigned benefits, providers should bill the other health insurance.

If the member is assigned insurance benefits, it is appropriate to submit a claim to ForwardHealth without billing the other health insurance. In this instance providers should indicate the appropriate other insurance indicator or complete the [Explanation of Medical Benefits form](#), as applicable. ForwardHealth will bill the other health insurance.

Topic #844

Claims for Services Denied by Commercial Health Insurance

If commercial health insurance denies or recoups payment for services that are covered by BadgerCare Plus and Wisconsin Medicaid, the provider may submit a claim for those services. To allow payment in this situation, providers are encouraged to follow the requirements (e.g., request PA (prior authorization) before providing the service for covered services that require PA). If the requirements are followed, ForwardHealth may reimburse for the service up to the allowed amount (less any payments made by other health insurance sources).

Note: The provider is required to demonstrate that a correct and complete claim was denied by the commercial health insurance company for a reason other than that the provider was out of network.

Topic #598

Commercial Fee-for-Service

Fee-for-service commercial health insurance is the traditional health care payment system under which providers receive a payment for each unit of service provided rather than a capitation payment for each member. Such insurance usually does not restrict health care to a particular network of providers.

When commercial health insurance plans give the member the option of getting care within or outside a provider network, non-network providers **may** be reimbursed by the commercial health insurance company for covered services if they follow the commercial health insurance plan's billing rules.

Topic #601

Definition of Commercial Health Insurance

Commercial health insurance is defined as any type of health benefit not obtained from Medicare or Wisconsin Medicaid and BadgerCare Plus. The insurance may be employer-sponsored or privately purchased. Commercial health insurance may be provided on a fee-for-service basis or through a managed care plan.

Common types of commercial health insurance include HMOs, PPOs (preferred provider organizations), POS (point-of-service) plans, Medicare Advantage plans, Medicare supplemental plans, dental plans, vision plans, HRAs (health reimbursement accounts), and LTC (long term care) plans. Some commercial health insurance providers restrict coverage to a specified group of providers in a particular service area.

When commercial health insurance plans require members to use a designated network of providers, non-network (i.e., providers who do not have a contract with the member's commercial health insurance plan) will be reimbursed by the commercial health insurance plan **only** if they obtain a referral or provide an emergency service.

Except for emergency services and covered services that are not covered under the commercial health insurance plan, members enrolled in both a commercial health insurance plan and BadgerCare Plus or Wisconsin Medicaid (i.e., state-contracted MCO (managed care organization), fee-for-service) are required to receive services from providers affiliated with the commercial health insurance plan. In this situation, providers are required to refer the members to the commercial health insurance plan's network providers. This is necessary because commercial health insurance is always primary to BadgerCare Plus.

BadgerCare Plus and Wisconsin Medicaid will **not** reimburse the provider if the commercial health insurance plan denied or would deny payment because a service otherwise covered under the commercial health insurance plan was performed by a provider outside the plan. In addition, if a member receives a covered service outside their commercial health insurance plan, the provider cannot collect payment from the member.

Topic #602

Discounted Rates

Providers of services that are discounted by other health insurance (for example, commercial health insurance, Medicare, Medicare Advantage Plans) should include the following information on claims or on the [Explanation of Medical Benefits form](#), as applicable:

- ▮ Their [usual and customary charge](#)
- ▮ The appropriate claim adjustment reason code, NCPDP (National Council for Prescription Drug Programs) reject code, or other insurance indicator
- ▮ The amount, if any, actually received from other health insurance as the amount paid by other health insurance

Topic #596

Exhausting Commercial Health Insurance Sources

Providers are required to exhaust commercial health insurance sources before submitting claims to ForwardHealth. This is accomplished by following the process indicated in the following steps. Providers are required to prepare complete and accurate documentation of efforts to bill commercial health insurance to substantiate other insurance indicators used on any claim.

Step 1. Determine if the Member Has Commercial Health Insurance

If Wisconsin's EVS (Enrollment Verification System) does not indicate that the member has commercial health insurance, the provider may submit a claim to ForwardHealth unless the provider is otherwise aware of commercial health insurance coverage.

If the member disputes the information as it is indicated in the EVS, the provider should submit a [real-time Other Coverage Discrepancy Report via the ForwardHealth Portal](#) or submit a completed [Commercial Other Coverage Discrepancy Report \(F-01159 \(04/2017\)\)](#) form. Unless the service does not require other health insurance billing, the provider should allow at least two weeks before proceeding to Step 2.

Step 2. Determine if the Service Requires Other Health Insurance Billing

If the service requires other health insurance billing, the provider should proceed to Step 3.

If the service does not require other health insurance billing, the provider should proceed in one of the following ways:

- ▮ The provider is encouraged to bill commercial health insurance if they believe that benefits are available. Reimbursement from commercial health insurance may be greater than the Medicaid-allowed amount. If billing commercial health insurance first, the provider should proceed to Step 3.
- ▮ The provider may submit a claim without indicating an other insurance indicator on the claim or on the [Explanation of Medical Benefits form](#), as applicable.

The provider may not bill Wisconsin Medicaid and commercial health insurance simultaneously. Simultaneous billing may constitute fraud and interferes with Wisconsin Medicaid's ability to recover prior payments.

Step 3. Identify Assignment of Commercial Health Insurance Benefits

The provider should verify whether commercial health insurance benefits may be assigned to the provider. (As indicated by commercial health insurance, the provider may be required to obtain approval from the member for this assignment of benefits.)

The provider should proceed in one of the following ways:

- ▮ **If the provider is assigned benefits,** the provider should bill commercial health insurance and proceed to Step 4.
- ▮ **If the member is assigned insurance benefits,** the provider may submit a claim (without billing commercial health insurance) using the appropriate other insurance indicator or complete the Explanation of Medical Benefits form, as applicable.

If the commercial health insurance reimburses the member, the provider may collect the payment from the member. If the provider receives reimbursement from Wisconsin Medicaid and the member, the provider is required to return the lesser amount to Wisconsin Medicaid.

Step 4. Bill Commercial Health Insurance and Follow Up

If commercial health insurance denies or partially reimburses the provider for the claim, the provider may proceed to Step 5.

If commercial health insurance does not respond within 45 days, the provider should follow up the original claim with an inquiry to commercial health insurance to determine the disposition of the claim. If commercial health insurance does not respond within 30 days of the inquiry, the provider may proceed to Step 5.

Step 5. Submit Claim to ForwardHealth

If only partial reimbursement is received, if the correct and complete claim is denied by commercial health insurance,

or if commercial health insurance does not respond to the original and follow-up claims, the provider may submit a claim to ForwardHealth using the appropriate other insurance indicator or complete the Explanation of Medical Benefits form, as applicable. Commercial remittance information should not be attached to the claim.

Topic #18497

Explanation of Medical Benefits Form Requirement

An [Explanation of Medical Benefits \(F-01234 \(04/2018\)\)](#) form must be included for each other payer when other health insurance (for example, commercial health insurance, Medicare, Medicare Advantage Plans) sources are indicated on a paper claim or paper adjustment.

Note: ADA (American Dental Association) claims and claim adjustments and compound and noncompound drug claims and claim adjustments are **not** subject to the requirements regarding use of the Explanation of Medical Benefits form.

Paper claims or adjustment requests that have other health insurance indicated may be returned to the provider unprocessed or denied if they are submitted without the Explanation of Medical Benefits form for each other payer. Paper claims or adjustments submitted with incorrect or incomplete Explanation of Medical Benefits forms will also be returned or denied.

Use of the ForwardHealth Explanation of Medical Benefits form is mandatory; providers are required to use an exact copy. ForwardHealth will not accept alternate versions (i.e., retyped or otherwise reformatted) of the Explanation of Medical Benefits form.

The Explanation of Medical Benefits form requirement for paper claims and adjustments is intended to help ensure consistency with electronic claims and adjustments submitted via the ForwardHealth Portal or using an 837 (837 Health Care Claim) transaction (including those submitted using PES (Provider Electronic Solutions) software or through a clearinghouse or software vendor).

The Explanation of Medical Benefits form requirement applies to paper claims and paper adjustments submitted to Wisconsin Medicaid, BadgerCare Plus, SeniorCare, and the WCDP (Wisconsin Chronic Disease Program). Providers are reminded that, except for a few instances, Wisconsin Medicaid, BadgerCare Plus, SeniorCare, and WCDP are payers of last resort for any covered service. Therefore, providers are required to make a reasonable effort to exhaust all other existing health insurance sources before submitting claims to ForwardHealth or to a state-contracted MCO (managed care organization).

Wisconsin Medicaid and BadgerCare Plus are not payers of last resort for members who receive coverage from [certain governmental programs](#). Providers should ask members if they have coverage from these other government programs.

If a member becomes retroactively enrolled in Wisconsin Medicaid or BadgerCare Plus after the provider has already been reimbursed by one of these government programs, the provider may be required to submit the claims to ForwardHealth and refund the payment from the government program.

Ink, Data Alignment, and Quality Standards for Paper Claim Submission

In order for OCR (Optical Character Recognition) software to read paper claim forms accurately, the claim forms must comply with certain ink standards, as well as other data alignment and quality standards. The Explanation of Medical Benefits form will also need to comply with [these standards](#).

Topic #263

Members Unable to Obtain Services Under Managed

Care Plan

Sometimes a member's enrollment file shows commercial managed care coverage, but the member is unable to receive services from the managed care plan. Examples of such situations include the following:

- ┆ Children enrolled in a commercial managed care plan by a noncustodial parent if the custodial parent refuses to use the coverage
- ┆ Members enrolled in a commercial managed care plan who reside outside the service area of the managed care plan
- ┆ Members enrolled in a commercial managed care plan who enter a nursing facility that limits the member's access to managed care providers

In these situations, Wisconsin Medicaid will reimburse services covered by both BadgerCare Plus or Medicaid and the commercial managed care plan even though the services are obtained from providers outside the plan.

When submitting claims for these members, providers should do one of the following:

- ┆ Indicate the other insurance information on the [Explanation of Medical Benefits Form](#) for paper claims
- ┆ Refer to the Wisconsin [PES \(Provider Electronic Solutions\) manual](#) or the appropriate [837 \(837 health care claim\) companion guide](#) to determine the appropriate other insurance indicator for [electronic claims](#)

Topic #604

Non-Reimbursable Commercial Health Insurance Services

Providers are not reimbursed for the following:

- ┆ Services covered by a commercial health insurance plan, except for coinsurance, copayment, or deductible
- ┆ Services for which providers contract with a commercial health insurance plan to receive a capitation payment for services

Topic #605

Other Insurance Indicators

Other insurance indicators are used to report results of commercial health insurance billing and to report when existing insurance was not billed according to Wisconsin Medicaid expectations. Providers are required to use these indicators as applicable on professional, institutional, or dental claims or on the [Explanation of Medical Benefits form](#), as applicable, submitted for members with commercial health insurance. The intentional misuse of other insurance indicators to obtain inappropriate reimbursement constitutes fraud.

Other insurance indicators identify the status and availability of commercial health insurance. The indicators allow providers to be reimbursed correctly when the following occur:

- ┆ Commercial health insurance exists, does not apply, or when, for some valid reason, the provider is unable to obtain such reimbursement by reasonable means.
- ┆ Commercial health insurance does not cover the service provided.
- ┆ Full or partial payment was made by commercial health insurance.

Code	Description
------	-------------

OI-P	PAID in part or in full by commercial health insurance, and/or was applied toward the deductible, coinsurance, copayment, blood deductible, or psychiatric reduction. Indicate the amount paid by commercial health insurance to the provider or to the insured.
OI-D	DENIED by commercial health insurance following submission of a correct and complete claim. Do not use this code unless the claim was actually billed to the commercial health insurer.
OI-Y	YES, the member has commercial health insurance coverage, but it was not billed for reasons including, but not limited to, the following: <ul style="list-style-type: none"> ┆ The member denied coverage or will not cooperate. ┆ The provider knows the service in question is not covered by the carrier. ┆ The member's commercial health insurance failed to respond to initial and follow-up claims. ┆ Benefits are not assignable or cannot get assignment. ┆ Benefits are exhausted.

Note: The provider may not use OI-D or OI-Y if the member is covered by a commercial HMO and the HMO denied payment because an otherwise covered service was not rendered by a designated provider. Services covered by a commercial HMO are not reimbursable by ForwardHealth except for the copayment and deductible amounts. Providers who receive a capitation payment from the commercial HMO may not bill ForwardHealth for services that are included in the capitation payment.

Providers should not use other insurance indicators when the following occur:

- ┆ Wisconsin's EVS (Enrollment Verification System) indicates no commercial health insurance for the DOS (date of service).
- ┆ The service does not require other health insurance billing.
- ┆ Claim denials from other payers relating to NPI (National Provider Identifier) and related data should be resolved with that payer and not submitted to ForwardHealth. Payments made in these situations may be recouped.

Documentation Requirements

Providers are required to prepare and maintain truthful, accurate, complete, legible, and concise documentation of efforts to bill commercial health insurance sources to substantiate other insurance indicators used on any claim, according to Wis. Admin. Code § [DHS 106.02\(9\)\(a\)](#).

Topic #603

Services Not Requiring Commercial Health Insurance Billing

Providers are not required to bill commercial health insurance sources before submitting claims for the following:

- ┆ Case management services
- ┆ CCS (Comprehensive Community Services)
- ┆ Crisis Intervention services
- ┆ CRS (Community Recovery Services)
- ┆ CSP (Community Support Program) services
- ┆ Family planning services

- | In-home mental health/substance abuse treatment services for children (HealthCheck "Other Services") rendered by providers at the less than bachelor's degree level, bachelor's degree level, QTT (qualified treatment trainee) level, or certified psychotherapist level
- | Personal care services
- | PNCC (prenatal care coordination) services
- | Preventive pediatric services
- | SMV (specialized medical vehicle) services

Topic #769

Services Requiring Commercial Health Insurance Billing

If ForwardHealth indicates that the member has other commercial health insurance, the provider is required to bill the following services to commercial health insurance before submitting claims to ForwardHealth:

- | Ambulance services, if provided as emergency services
- | Anesthetist services
- | Audiology services, unless provided in a nursing home or SNF (skilled nursing facility)
- | Behavioral treatment
- | Blood bank services
- | Chiropractic services
- | Dental services
- | DME (durable medical equipment) (rental or purchase), prosthetics, and hearing aids if the billed amount is over \$10.00 per item
- | Home health services (excluding PC (personal care) services)
- | Hospice services
- | Hospital services, including inpatient or outpatient
- | Independent nurse, nurse practitioner, or nurse midwife services
- | Laboratory services
- | Medicare-covered services for members who have Medicare and commercial health insurance
- | In-home mental health/substance abuse treatment services for children (HealthCheck "Other Services") rendered by providers at the master's degree level, doctoral level, and psychiatrist level
- | Outpatient mental health/substance abuse services
- | Mental health/substance abuse day treatment services, including child and adolescent day treatment
- | Narcotic treatment services
- | PT (physical therapy), OT (occupational therapy), and SLP (speech and language pathology) services, unless provided in a nursing home or SNF
- | Physician assistant services
- | Physician services, including surgery, surgical assistance, anesthesiology, or any service to a hospital inpatient (however, physician services provided to a woman whose primary diagnosis indicates a high-risk pregnancy do not require commercial health insurance billing)
- | Pharmacy services for members with verified drug coverage
- | Podiatry services
- | PDN (private duty nursing) services
- | Radiology services
- | RHC (rural health clinic) services
- | Skilled nursing home care, if any DOS (date of service) is within 120 days of the date of admission; if benefits greater than 120 days are available, the nursing home is required to continue to bill for them until those benefits are exhausted
- | Vision services over \$50, unless provided in a home, nursing home, or SNF

If ForwardHealth indicates the member has other vision coverage, the provider is required to bill the following services to commercial health insurance before submitting claims to ForwardHealth:

- | Ophthalmology services
- | Optometrist services

If ForwardHealth indicates the member has Medicare supplemental plan coverage, the provider is required to bill the following services to commercial health insurance before submitting claims to ForwardHealth:

- | Alcohol, betadine, and/or iodine provided by a pharmacy or medical vendor
- | Ambulance services
- | Ambulatory surgery center services
- | Breast reconstruction services
- | Chiropractic services
- | Dental anesthesia services
- | Home health services (excluding PC services)
- | Hospital services, including inpatient or outpatient
- | Medicare-covered services
- | Osteopath services
- | Physician services
- | Skilled nursing home care, if any DOS is within 100 days of the date of admission; if benefits greater than 100 days are available, the nursing home is required to continue to bill for them until those benefits are exhausted

ForwardHealth has identified [services requiring Medicare Advantage billing](#).

Medicare

Topic #664

Acceptance of Assignment

In Medicare, "assignment" is a process through which a provider agrees to accept the Medicare-allowed amount as payment in full. A provider who agrees to this amount is said to "accept assignment."

A Medicare-enrolled provider performing a Medicare-covered service for a dual eligible or [QMB-Only \(Qualified Medicare Beneficiary-Only\)](#) member is required to accept assignment of the member's Medicare Part A benefits. Therefore, Wisconsin Medicaid's total reimbursement for a Medicare Part A-covered inpatient hospital service (i.e., any amount paid by other health insurance sources, any copayment or deductible amounts paid by the member, and any amount paid by Wisconsin Medicaid or BadgerCare Plus) may not exceed the Medicare-allowed amount.

Topic #666

Claims Denied for Errors

Medicare claims that were denied for provider billing errors must be corrected and resubmitted to Medicare before the claim may be submitted to ForwardHealth.

Topic #668

Claims Processed by Commercial Health Insurance That Is Secondary to Medicare

If a crossover claim is also processed by commercial health insurance that is secondary to Medicare (e.g., Medicare supplemental), the claim will not be forwarded to ForwardHealth. After the claim has been processed by the commercial health insurance, the provider should submit a provider-submitted crossover claim to ForwardHealth with the appropriate other insurance indicator or [Explanation of Medical Benefits form](#), as applicable.

Topic #670

Claims That Do Not Require Medicare Billing

For services provided to dual eligibles, professional, institutional, and dental claims should be submitted to ForwardHealth without first submitting them to Medicare in the following situations:

- ┆ The provider cannot be enrolled in Medicare.
- ┆ The service is not allowed by Medicare under any circumstance. Providers should note that claims are denied for services that Medicare has determined are not medically necessary.

In these situations, providers should not indicate a Medicare disclaimer code on the claim.

Topic #704

Claims That Fail to Cross Over

ForwardHealth must be able to identify the billing provider in order to report paid or denied Medicare crossover claims information on the RA (Remittance Advice). Claims with an NPI (National Provider Identifier) that fails to appear on the provider's RA are an indication that there is a problem with the matching and identification of the billing provider and the claims were denied.

ForwardHealth is not able to identify the billing provider on automatic crossover claims submitted by health care providers in the following situations:

- ┆ The billing provider's NPI has not been reported to ForwardHealth.
- ┆ The taxonomy code has not been reported to ForwardHealth or is not indicated on the automatic crossover claim.
- ┆ The billing provider's practice location ZIP+4 code on file with ForwardHealth is required to identify the provider and is not indicated on the automatic crossover claim.

If automatic crossover claims do not appear on the ForwardHealth and/or the MCO's (managed care organization) RA after 30 days of the Medicare processing date, providers are required to resubmit the claim directly to ForwardHealth or the MCO using the NPI that was reported to ForwardHealth as the primary NPI. Additionally, the taxonomy code and the ZIP+4 code of the practice location on file with ForwardHealth are required when additional data is needed to identify the provider.

Topic #667

Claims for Services Denied by Medicare

If Medicare denies or recoups payment for services provided to dual eligibles that are covered by BadgerCare Plus or Wisconsin Medicaid, the provider may submit a claim for those services directly to ForwardHealth. To allow payment by ForwardHealth in this situation, providers are encouraged to follow BadgerCare Plus and Medicaid requirements (e.g., request PA (prior authorization) before providing the service for covered services that require PA). If the requirements are followed, ForwardHealth may reimburse for the service up to the allowed amount (less any payments made by other health insurance sources).

Topic #671

Crossover Claims

A Medicare crossover claim is a Medicare-allowed claim for a dual eligible or QMB-Only (Qualified Medicare Beneficiary-Only) member sent to ForwardHealth for payment of coinsurance, copayment, and deductible.

Submit Medicare claims first, as appropriate, to one of the following:

- ┆ Medicare Part A fiscal intermediary
- ┆ Medicare Part B carrier
- ┆ Medicare DME (durable medical equipment) regional carrier
- ┆ Medicare Advantage Plan or Medicare Cost Plan
- ┆ Railroad Retirement Board carrier (also known as the Railroad Medicare carrier)

There are two types of crossover claims based on who submits them:

- ┆ Automatic crossover claims

- Provider-submitted crossover claims

Automatic Crossover Claims

An automatic crossover claim is a claim that Medicare automatically forwards to ForwardHealth by the COBC (Coordination of Benefits Contractor).

Claims will be forwarded if the following occur:

- Medicare has identified that the services were provided to a dual eligible or a QMB-Only member.
- The claim is for a member who is not enrolled in a Medicare Advantage Plan.

Providers are advised to wait 30 days before billing for claims submitted to Medicare to allow time for the automatic crossover process to complete. If automatic crossover claims do not appear on the ForwardHealth and/or the MCO (managed care organization)'s RA (Remittance Advice) after 30 days of the Medicare processing date, providers are required to resubmit the claim directly to ForwardHealth or the MCO using the NPI (National Provider Identifier) that was reported to ForwardHealth as the primary NPI.

If the service is covered by the MCO, the ForwardHealth RA will indicate EOB (Explanation of Benefits) code 0287 (Member is enrolled in a State-contracted managed care program). If the service is covered on a fee-for-service basis, the MCO RA will indicate that the service is not covered. If the crossover claim is submitted without error, the responsible entity (either ForwardHealth or the MCO) will process the claim to a payable status.

Provider-Submitted Crossover Claims

A provider-submitted crossover claim is a Medicare-allowed claim that a provider directly submits to ForwardHealth when the Medicare claim did not automatically cross over. Providers should submit a provider-submitted crossover claim in the following situations:

- The automatic crossover claim does not appear on the ForwardHealth or MCO RA within 30 days of the Medicare processing date.
- The automatic crossover claim is denied, and additional information may allow payment.
- The claim is for a member who was not enrolled in BadgerCare Plus or Wisconsin Medicaid at the time the service was submitted to Medicare for payment, but the member was retroactively determined enrolled in BadgerCare Plus or Medicaid.
- The claim is for a member who is enrolled in a Medicare Advantage Plan or Medicare Cost Plan.
- The claim is for a member who is enrolled in Medicare and commercial health insurance that is secondary to Medicare (e.g., Medicare Supplemental).

When submitting crossover claims directly, the following additional data may be required on the claim to identify the billing and rendering provider:

- The NPI that ForwardHealth has on file for the provider
- The taxonomy code that ForwardHealth has on file for the provider
- The ZIP+4 code that corresponds to the practice location address on file with ForwardHealth

Providers may initiate a provider-submitted claim in one of the following ways:

- DDE (Direct Data Entry) through the ForwardHealth Provider Portal
- 837I (837 Health Care Claim: Institutional) transaction, as applicable
- 837P (837 Health Care Claim: Professional) transaction, as applicable
- PES (Provider Electronic Solutions) software

- ┆ Paper claim form

Topic #672

Definition of Medicare

Medicare is a health insurance program for people 65 years of age or older, for certain people with disabilities under age 65, and for people with ESRD (end-stage renal disease). Medicare is a federal government program created under Title XVIII of the Social Security Act.

Medicare coverage is divided into four parts:

- ┆ Part A (i.e., Hospital Insurance). Part A helps to pay for medically necessary services, including inpatient hospital services, services provided in critical access hospitals (i.e., small facilities that give limited inpatient services and outpatient services to beneficiaries who reside in rural areas), services provided in skilled nursing facilities, hospice services, and some home health services.
- ┆ Part B (i.e., Supplemental Medical Insurance). Part B helps to pay for medically necessary services, including physician services, outpatient hospital services, and some other services that Part A does not cover (such as PT (physical therapy) services, OT (occupational therapy) services, and some home health services).
- ┆ Part C (i.e., Medicare Advantage). A commercial health plan that acts for Medicare Parts A and B, and sometimes Medicare Part D, for all Medicare covered services except hospice. Medicare Part A continues to provide coverage for hospice services. There are limitations on coverage outside of the carrier's provider network.
- ┆ Part D (i.e., drug benefit).

Topic #684

Dual Eligibles

Dual eligibles are members who are eligible for coverage from Medicare (either Medicare Part A, Part B, or both) **and** Wisconsin Medicaid or BadgerCare Plus.

Dual eligibles may receive coverage for the following:

- ┆ Medicare monthly premiums for Part A, Part B, or both
- ┆ Coinsurance, copayment, and deductible for Medicare-allowed services
- ┆ BadgerCare Plus or Medicaid-covered services, even those that are not allowed by Medicare

Topic #2514

Personal Care Services

If a member qualifies for Medicare home health services, Medicare will reimburse for a home health aide to provide hands-on personal care (e.g., bathing, dressing, grooming, and transfers) to maintain the member's health or facilitate treatment of the member's illness or injury. Agencies that Wisconsin Medicaid enrolls to provide both home health and personal care services and personal care-only agencies follow different procedures regarding dual eligibles.

Home Health/Personal Care Agencies

If the member is a dual eligible and Medicare covers the service, Medicare-enrolled providers are required to send claims to Medicare **before** billing Wisconsin Medicaid, according to Wis. Admin. Code § [DHS 106.03\(7\)\(b\)](#).

If Medicare covers the service provided to a dual eligible but the claim is denied, Medicare-enrolled providers should indicate a Medicare disclaimer code in the appropriate field/item on the claim form submitted to ForwardHealth. Claims denied by Medicare due to provider billing error must be corrected and resubmitted to Medicare before being sent to ForwardHealth. Refer to Form Locator 84 of the UB-04 Claim Form Instructions for the appropriate Medicare disclaimer code.

Personal Care-Only Agencies

Wisconsin Medicaid will not reimburse for personal care services that would be reimbursed by Medicare. Personal care-only agencies are not Medicare-enrolled providers. Therefore, they are required to notify all personal care members about Medicare coverage and do the following:

- ┆ Provide the member with the Notice to Wisconsin Medicaid Members Regarding This Personal Care Agency form.
- ┆ Have the member or legally responsible person review and sign this form.
- ┆ Give the member a copy and keep the original form in the member's file.

If the member is eligible for Medicare home health services and the agency is not enrolled by Medicare to provide home health services, the provider is required to do one of the following:

- ┆ Coordinate care with a Medicare-enrolled home health agency so the agency provides only those personal care hours that exceed Medicare's home health coverage.
- ┆ Discharge the member from the provider's personal care services.

Disposable Medical Supplies

Medicare may pay for DMS (disposable medical supplies) under Part B coverage. Medicare-enrolled providers are required to bill Medicare for these supplies. If the provider is not enrolled to bill Medicare, the member will need to obtain the supplies from a different Medicare-enrolled provider, such as a rehabilitation agency, pharmacy, or other medical equipment or supplies vendor.

If a provider submits claims to ForwardHealth for services that Medicare would pay, Wisconsin Medicaid may recoup any related payments it made on a postpayment basis.

Topic #669

Exhausting Medicare Coverage

Providers are required to exhaust Medicare coverage before submitting claims to ForwardHealth. This is accomplished by following these instructions. Providers are required to prepare complete and accurate documentation of efforts to bill Medicare to substantiate Medicare disclaimer codes used on any claim.

Adjustment Request for Crossover Claim

The provider may submit a paper or electronic adjustment request. If submitting a paper [Adjustment/Reconsideration Request \(F-13046 \(08/2015\)\)](#) form, the provider should complete and submit the [Explanation of Medical Benefits form](#), as applicable.

Provider-Submitted Crossover Claim

The provider may submit a provider-submitted crossover claim in the following situations:

- ┆ The automatic crossover claim is not processed by ForwardHealth within 30 days of the Medicare processing date.
- ┆ ForwardHealth denied the automatic crossover claim, and additional information may allow payment.

- ┆ The claim is for a member who is enrolled in a Medicare Advantage Plan.
- ┆ The claim is for a member who is enrolled in Medicare and commercial health insurance that is secondary to Medicare (**for example**, Medicare Supplemental).
- ┆ The claim is for a member who was not enrolled in BadgerCare Plus at the time the service was submitted to Medicare for payment, but the member was retroactively enrolled.*

When submitting provider-submitted crossover claims, the provider is required to follow all claims submission requirements in addition to the following:

- ┆ For electronic claims, indicate the Medicare payment.
- ┆ For paper claims, complete the [Explanation of Medical Benefits form](#).

When submitting provider-submitted crossover claims for members enrolled in Medicare and commercial health insurance that is secondary to Medicare, the provider is also required to do the following:

- ┆ Refrain from submitting the claim to ForwardHealth until after the claim has been processed by the commercial health insurance.
- ┆ Indicate the appropriate other insurance indicator on the claim or the [Explanation of Medical Benefits form](#), as applicable.

* In this situation, a timely filing appeals request may be submitted if the services provided are beyond the claims submission deadline. The provider is required to indicate "retroactive enrollment" on the provider-submitted crossover claim and submit the claim with the [Timely Filing Appeals Request \(F-13047 \(08/2015\)\)](#) form and [Explanation of Medical Benefits form](#), as applicable. The provider is required to submit the timely filing appeals request within 180 days from the date the backdated enrollment was added to the member's file.

Claim for Services Denied by Medicare

When Medicare denies payment for a service provided to a dual eligible that is covered by BadgerCare Plus or Wisconsin Medicaid, the provider may proceed as follows:

- ┆ Bill commercial health insurance, if applicable.
- ┆ Submit a claim to ForwardHealth using the appropriate Medicare disclaimer code. If applicable, the provider should indicate the appropriate other insurance indicator on the claim or the [Explanation of Medical Benefits form](#), as applicable. A copy of Medicare remittance information should not be attached to the claim.

Crossover Claim Previously Reimbursed

A crossover claim may have been previously reimbursed by Wisconsin Medicaid when one of the following has occurred:

- ┆ Medicare reconsiders services that were previously not allowed.
- ┆ Medicare retroactively determines a member eligible.

In these situations, the provider should proceed as follows:

- ┆ Refund or adjust Medicaid payments for services previously reimbursed by Wisconsin Medicaid.
- ┆ Bill Medicare for the services and follow ForwardHealth's procedures for submitting crossover claims.

Topic #687

Medicare Advantage

Medicare services may be provided to dual eligibles or QMB-Only (Qualified Medicare Beneficiary-Only) members on a fee-for-service basis or through a Medicare Advantage Plan. Medicare Advantage Plans have a special arrangement with the federal CMS (Centers for Medicare and Medicaid Services) and agree to provide all Medicare benefits to Medicare beneficiaries for a fee. Providers may contact Medicare for a list of Medicare Advantage Plans in Wisconsin and the insurance companies with which they are associated.

ForwardHealth has identified [services requiring Medicare Advantage billing](#).

Paper Crossover Claims

Providers are required to complete and submit an [Explanation of Medical Benefits form](#), along with provider-submitted paper crossover claims for services provided to members enrolled in a Medicare Advantage Plan.

Reimbursement Limits

Reimbursement limits on Medicare Part B services are applied to all Medicare Advantage Plan copayment amounts in accordance with federal law. This may reduce reimbursement amounts in some cases.

Topic #20677

Medicare Cost

Providers are required to bill the following services to the Medicare Cost Plan before submitting claims to ForwardHealth if the member was enrolled in the Medicare Cost Plan at the time the service was provided:

- | Ambulance services
- | ASC (ambulatory surgery center) services
- | Chiropractic services
- | Dental anesthesia services
- | Home health services (excluding PC (personal care) services)
- | Hospital services, including inpatient or outpatient
- | Medicare-covered services
- | Osteopath services
- | Physician services

Providers who are not within the member's Medicare Cost network and are not providing an emergency service or Medicare-allowed service with a referral may submit a claim to traditional Medicare Part A or Medicare Part B for the Medicare-allowed service prior to billing ForwardHealth.

Topic #688

Medicare Disclaimer Codes

Medicare disclaimer codes are used to ensure consistent reporting of common billing situations for dual eligibles. Refer to claim instructions for Medicare disclaimer codes and their descriptions. The intentional misuse of Medicare disclaimer codes to obtain inappropriate reimbursement from ForwardHealth constitutes fraud.

Medicare disclaimer codes identify the status and availability of Medicare benefits. The code allows a provider to be reimbursed correctly by ForwardHealth when Medicare benefits exist or when, for some valid reason, the provider is unable to obtain such benefits by reasonable means.

When submitting a claim for a covered service that was denied by Medicare, providers should resubmit the claim **directly** to ForwardHealth using the appropriate Medicare disclaimer code on the claim or the [Explanation of Medical Benefits form](#), as applicable.

Code	Description
M-7	<p>Medicare disallowed or denied payment. This code applies when Medicare denies the claim for reasons related to policy (not billing errors), or the member's lifetime benefit, SOI (spell of illness), or yearly allotment of available benefits is exhausted.</p> <p>For Medicare Part A, use M-7 in the following instances (all three criteria must be met):</p> <ul style="list-style-type: none"> ┆ The provider is identified in ForwardHealth files as enrolled in Medicare Part A. ┆ The member is eligible for Medicare Part A. ┆ The service is covered by Medicare Part A but is denied by Medicare Part A due to frequency limitations, diagnosis restrictions, or exhausted benefits. <p>For Medicare Part B, use M-7 in the following instances (all three criteria must be met):</p> <ul style="list-style-type: none"> ┆ The provider is identified in ForwardHealth files as enrolled in Medicare Part B. ┆ The member is eligible for Medicare Part B. ┆ The service is covered by Medicare Part B but is denied by Medicare Part B due to frequency limitations, diagnosis restrictions, or exhausted benefits.
M-8	<p>Noncovered Medicare service. This code may be used when Medicare was not billed because the service is not covered in this circumstance.</p> <p>For Medicare Part A, use M-8 in the following instances (all three criteria must be met):</p> <ul style="list-style-type: none"> ┆ The provider is identified in ForwardHealth files as enrolled in Medicare Part A. ┆ The member is eligible for Medicare Part A. ┆ The service is usually covered by Medicare Part A but not in this circumstance (e.g., member's diagnosis). <p>For Medicare Part B, use M-8 in the following instances (all three criteria must be met):</p> <ul style="list-style-type: none"> ┆ The provider is identified in ForwardHealth files as enrolled in Medicare Part B. ┆ The member is eligible for Medicare Part B. ┆ The service is usually covered by Medicare Part B but not in this circumstance (e.g., member's diagnosis).

Documentation Requirements

Providers are required to prepare and maintain truthful, accurate, complete, legible, and concise documentation of efforts to bill Medicare to substantiate Medicare disclaimer codes used on any claim, according to Wis. Admin. Code [§ DHS 106.02\(9\)\(a\)](#).

Topic #8457

Medicare Late Fees

Medicare assesses a late fee when providers submit a claim after Medicare's claim submission deadline has passed. Claims that cross over to ForwardHealth with a Medicare late fee are denied for being out of balance. To identify these claims, providers should reference the Medicare remittance information and check for ANSI (American National Standards Institute) code B4 (late filing penalty), which indicates a late fee amount deducted by Medicare.

ForwardHealth considers a late fee part of Medicare's paid amount for the claim because Medicare would have paid the additional amount if the claim had been submitted before the Medicare claim submission deadline. ForwardHealth will not reimburse providers for late fees assessed by Medicare.

Resubmitting Medicare Crossover Claims with Late Fees

Providers may resubmit to ForwardHealth crossover claims denied because the claim was out of balance due to a Medicare late fee. The claim may be submitted on paper, submitted electronically using the ForwardHealth Portal, or submitted as an 837 (837 Health Care Claim) transaction.

Paper Claim Submissions

When resubmitting a crossover claim on paper, include a copy of the Medicare remittance information so ForwardHealth can determine the amount of the late fee and apply the correct reimbursement amount.

Electronic Claim Submissions

When resubmitting a claim via the Portal or an electronic 837 transaction (including PES (Provider Electronic Solutions) software submissions), providers are required to balance the claim's paid amount to reflect the amount Medicare would have paid before Medicare subtracted a late fee. This is the amount that ForwardHealth considers when adjudicating the claim. To balance the claim's paid amount, add the late fee to the paid amount reported by Medicare. Enter this amount in the Medicare paid amount field.

For example, the Medicare remittance information reports the following amounts for a crossover claim:

- | Billed Amount: \$110.00
- | Allowed Amount: \$100.00
- | Coinsurance: \$20.00
- | Late Fee: \$5.00
- | Paid Amount: \$75.00

Since ForwardHealth considers the late fee part of the paid amount, providers should add the late fee to the paid amount reported on the Medicare remittance. In the example above, add the late fee of \$5.00 to the paid amount of \$75.00 for a total of \$80.00. The claim should report the Medicare paid amount as \$80.00.

Topic #689

Medicare Provider Enrollment

Some providers may become retroactively enrolled in Medicare. Providers should contact Medicare for more information about

retroactive enrollment.

Services for Dual Eligibles

As stated in Wis. Admin. Code § [DHS 106.03\(7\)](#), a provider is required to be enrolled in Medicare if both of the following are true:

- ┆ They provide a Medicare Part A service to a dual eligible.
- ┆ They can be enrolled in Medicare.

If a provider can be enrolled in Medicare but chooses **not** to be, the provider is required to refer dual eligibles to another Medicaid-enrolled provider who is enrolled in Medicare.

Services for Qualified Medicare Beneficiary-Only Members

Because QMB-Only (Qualified Medicare Beneficiary-Only) members receive coverage from Wisconsin Medicaid only for services allowed by Medicare, providers who are not enrolled in Medicare are required to refer QMB-Only members to another Medicaid-enrolled provider who is enrolled in Medicare.

Topic #690

Medicare Retroactive Eligibility — Member

If a member becomes retroactively eligible for Medicare, the provider is required to refund or adjust any payments for the retroactive period. The provider is required to then bill Medicare for the services and follow ForwardHealth's procedures for submitting crossover claims. Claims found to be in conflict with this program requirement will be recouped.

Topic #692

Qualified Medicare Beneficiary-Only Members

QMB-Only (Qualified Medicare Beneficiary-Only) members are a limited benefit category of Medicaid members. They are eligible for coverage from Medicare (either Part A, Part B, or both) **and** limited coverage from Wisconsin Medicaid. QMB-Only members receive Medicaid coverage for the following:

- ┆ Medicare monthly premiums for Part A, Part B, or both
- ┆ Coinsurance, copayment, and deductible for Medicare-allowed services

QMB-Only members do not receive coverage from Wisconsin Medicaid for services not allowed by Medicare. Therefore, Wisconsin Medicaid will not reimburse for services if either of the following occur:

- ┆ Medicare does not cover the service.
- ┆ The provider is not enrolled in Medicare.

Topic #686

Reimbursement for Crossover Claims

Professional Crossover Claims

State law limits reimbursement for coinsurance and copayment of Medicare Part B-covered services provided to dual eligibles and QMB-Only (Qualified Medicare Beneficiary-Only) members.

Total payment for a Medicare Part B-covered service (i.e., any amount paid by other health insurance sources, any copayment or spenddown amounts paid by the member, and any amount paid by Wisconsin Medicaid) may not exceed the Medicare-allowed amount. Therefore, Medicaid reimbursement for coinsurance or copayment of a Medicare Part B- covered service is the lesser of the following:

- 1 The **Medicare**-allowed amount less any amount paid by other health insurance sources and any copayment or spenddown amounts paid by the member.
- 1 The **Medicaid**-allowed amount less any amount paid by other health insurance sources and any copayment or spenddown amounts paid by the member.

The following table provides three examples of how the limitations are applied.

Reimbursement for Coinsurance or Copayment of Medicare Part B-Covered Services			
Explanation	Example		
	1	2	3
Provider's billed amount	\$120	\$120	\$120
Medicare-allowed amount	\$100	\$100	\$100
Medicaid-allowed amount (e.g., maximum allowable fee)	\$90	\$110	\$75
Medicare payment	\$80	\$80	\$80
Medicaid payment	\$10	\$20	\$0

Outpatient Hospital Crossover Claims

Detail-level information is used to calculate pricing for all outpatient hospital crossover claims and adjustments. Details that Medicare paid in full or that Medicare denied in full will not be considered when pricing outpatient hospital crossover claims. Medicare deductibles are paid in full.

Inpatient Hospital Services

State law limits reimbursement for coinsurance, copayment and deductible of Medicare Part A-covered inpatient hospital services for dual eligibles and QMB-Only members.

Wisconsin Medicaid's total reimbursement for a Medicare Part A-covered inpatient hospital service (i.e., any amount paid by other health insurance sources, any copayment or deductible amounts paid by the member, and any amount paid by Wisconsin Medicaid or BadgerCare Plus) may not exceed the Medicare-allowed amount. Therefore, Medicaid reimbursement for coinsurance, copayment, and deductible of a Medicare Part A-covered inpatient hospital service is the **lesser** of the following:

- 1 The difference between the **Medicaid**-allowed amount and the **Medicare**-paid amount.
- 1 The sum of Medicare coinsurance, copayment, and deductible.

The following table provides three examples of how the limitations are applied.

Reimbursement for Medicare Part A-Covered Inpatient Hospital Services Provided To Dual Eligibles			
Explanation	Example		
	1	2	3
Provider's billed amount	\$1,200	\$1,200	\$1,200

Medicare-allowed amount	\$1,000	\$1,000	\$1,000
Medicaid-allowed amount (e.g., diagnosis-related group or per diem)	\$1,200	\$750	\$750
Medicare-paid amount	\$1,000	\$800	\$500
Difference between Medicaid-allowed amount and Medicare-paid amount	\$200	(\$-50)	\$250
Medicare coinsurance, copayment and deductible	\$0	\$200	\$500
Medicaid payment	\$0	\$0	\$250

Nursing Home Crossover Claims

Medicare deductibles, coinsurance, and copayments are paid in full.

Topic #770

Services Requiring Medicare Advantage Billing

Providers are required to bill the following services to the Medicare Advantage Plan before submitting claims to ForwardHealth:

- | Ambulance services
- | ASC (ambulatory surgery center) services
- | Chiropractic services
- | Dental anesthesia services
- | Home health services (excluding PC (personal care) services)
- | Hospital services, including inpatient or outpatient
- | Medicare-covered services
- | Osteopath services
- | Physician services

Providers who are not within the member's Medicare Advantage network and are not providing an emergency service or Medicare-allowed service with a referral are required to refer the member to a provider within their network.

ForwardHealth has identified [services requiring commercial health insurance billing](#).

Provider-Based Billing

Topic #660

Purpose of Provider-Based Billing

The purpose of provider-based billing is to reduce costs by ensuring that providers receive maximum reimbursement from other health insurance sources that are primary to BadgerCare Plus or Wisconsin Medicaid. For example, a provider-based billing claim is created when BadgerCare Plus or Wisconsin Medicaid pays a claim and later discovers that other coverage exists or was made retroactive. Since BadgerCare Plus and Wisconsin Medicaid benefits are secondary to those provided by most other health insurance sources, providers are required to seek reimbursement from the primary payer, as stated in Wis. Admin. Code § [DHS 106.03\(7\)](#).

Topic #658

Questions About Provider-Based Billing

For questions about provider-based billing claims that are within the 120-day limit, providers may call the Coordination of Benefits Unit at 608-243-0676. Providers may fax the corresponding Provider-Based Billing Summary to 608-221-4567 at the time of the telephone call.

For questions about provider-based billing claims that are **not** within the 120-day limit, providers may call [Provider Services](#).

Topic #661

Receiving Notification

When a provider-based billing claim is created, the provider will receive the following:

- ┆ A notification letter.
- ┆ A Provider-Based Billing Summary. The summary lists each claim from which a provider-based billing claim was created. The summary also indicates the corresponding primary payer for each claim and necessary information for providers to review and handle each claim.

If a member has coverage through multiple other health insurance sources, the provider may receive additional provider-based billing summaries and provider-based billing claims for each other health insurance source that is on file.

Accessing Provider-Based Billing Summary Reports

Providers can retrieve provider-based billing summary reports through the Portal by logging in to their secure provider Portal account. Once logged in, providers can click the Provider Based Bills (PBB) link located in the Quick Links box of the Providers area of the Portal to access the Provider Based Billing page. This page has links for the provider to download provider-based summary reports in .csv or .pdf format.

Refer to the [Provider-Based Billing Retrieval User Guide](#) for step-by-step instructions on how to access the Provider Based Billing page and download provider-based summary reports.

Note: ForwardHealth also sends the paper provider-based billing summary report to the provider's "mail to" address on file in the Portal.

The provider-based billing process runs monthly on the first full weekend of every month and files are available once the process is completed.

Topic #659

Responding to ForwardHealth After 120 Days

If a response is not received within 120 days, the amount originally paid by BadgerCare Plus or Wisconsin Medicaid will be withheld from future payments. This is not a final action. To receive payment after the original payment has been withheld, providers are required to submit the required documentation to the appropriate address as indicated in the following tables. For DOS (dates of service) that are within claims submission deadlines, providers should refer to the first table. For DOS that are beyond claims submission deadlines, providers should refer to the second table.

Within Claims Submission Deadlines		
Scenario	Documentation Requirement	Submission Address
The provider discovers through the EVS (Enrollment Verification System) that ForwardHealth has removed or enddated the other health insurance coverage from the member's file.	A claim according to normal claims submission procedures (do not use the provider-based billing summary).	ForwardHealth Claims and Adjustments 313 Blettner Blvd Madison WI 53784
The provider discovers that the member's other coverage information (that is, enrollment dates) reported by the EVS is invalid.	<ul style="list-style-type: none"> A Commercial Other Coverage Discrepancy Report (F-01159 (04/2017)) form or Medicare Other Coverage Discrepancy Report (F-02074 (04/2018)) form. A claim according to normal claims submission procedures after verifying that the member's other coverage information has been updated by using the EVS (do not use the provider-based billing summary). 	<p>Send the Commercial Other Coverage Discrepancy Report form or Medicare Other Coverage Discrepancy Report form to the address indicated on the form.</p> <p>Send the claim to the following address:</p> <p>ForwardHealth Claims and Adjustments 313 Blettner Blvd Madison WI 53784</p>
The other health insurance source reimburses or partially reimburses the provider-based billing claim.	<ul style="list-style-type: none"> A claim according to normal claims submission procedures (do not use the provider-based billing summary). The appropriate other insurance indicator on the claim or complete and submit the Explanation of Medical Benefits form, as applicable. 	ForwardHealth Claims and Adjustments 313 Blettner Blvd Madison WI 53784

	<ul style="list-style-type: none"> ▮ The amount received from the other health insurance source on the claim or complete and submit the Explanation of Medical Benefits form, as applicable. 	
The other health insurance source denies the provider-based billing claim.	<ul style="list-style-type: none"> ▮ A claim according to normal claims submission procedures (do not use the provider-based billing summary). ▮ The appropriate other insurance indicator or Medicare disclaimer code on the claim or complete and submit the Explanation of Medical Benefits form, as applicable. 	ForwardHealth Claims and Adjustments 313 Blettner Blvd Madison WI 53784
The commercial health insurance carrier does not respond to an initial and follow-up provider-based billing claim.	<ul style="list-style-type: none"> ▮ A claim according to normal claims submission procedures (do not use the provider-based billing summary). ▮ The appropriate other insurance indicator on the claim or complete and submit the Explanation of Medical Benefits form, as applicable. 	ForwardHealth Claims and Adjustments 313 Blettner Blvd Madison WI 53784

Beyond Claims Submission Deadlines		
Scenario	Documentation Requirement	Submission Address
The provider discovers through the EVS that ForwardHealth has removed or enddated the other health insurance coverage from the member's file.	<ul style="list-style-type: none"> ▮ A claim (do not use the provider-based billing summary). ▮ A Timely Filing Appeals Request (F-13047 (08/2015)) form according to normal timely filing appeals procedures. 	ForwardHealth Timely Filing Ste 50 313 Blettner Blvd Madison WI 53784
The provider discovers that the member's other coverage information (that is, enrollment dates) reported by the EVS is invalid.	<ul style="list-style-type: none"> ▮ A Commercial Other Coverage Discrepancy Report form or Medicare Other Coverage Discrepancy Report form. ▮ After using the EVS to verify that the member's other coverage information has been updated, include both of the following: <ul style="list-style-type: none"> ▮ A claim (do not use the provider-based billing summary.) 	Send the Commercial Other Coverage Discrepancy Report form or Medicare Other Coverage Discrepancy Report form to the address indicated on the form. Send the timely filing appeals request to the following address:

	<ul style="list-style-type: none"> ▮ A Timely Filing Appeals Request form according to normal timely filing appeals procedures. 	ForwardHealth Timely Filing Ste 50 313 Blettner Blvd Madison WI 53784
The commercial health insurance carrier reimburses or partially reimburses the provider-based billing claim.	<ul style="list-style-type: none"> ▮ A claim (do not use the provider-based billing summary). ▮ Indicate the amount received from the commercial health insurance on the claim or complete and submit the Explanation of Medical Benefits form, as applicable. ▮ A Timely Filing Appeals Request form according to normal timely filing appeals procedures. 	ForwardHealth Timely Filing Ste 50 313 Blettner Blvd Madison WI 53784
The other health insurance source denies the provider-based billing claim.	<ul style="list-style-type: none"> ▮ A claim. ▮ The appropriate other insurance indicator or Medicare disclaimer code on the claim or complete and submit the Explanation of Medical Benefits form, as applicable. ▮ A Timely Filing Appeals Request form according to normal timely filing appeals procedures. ▮ The Provider-Based Billing Summary. ▮ Documentation of the denial, including any of the following: <ul style="list-style-type: none"> ▮ Remittance information from the other health insurance source. ▮ A written statement from the other health insurance source identifying the reason for denial. ▮ A letter from the other health insurance source indicating a policy termination date that proves that the other health insurance source paid the member. ▮ A copy of the insurance card or other documentation from the other health insurance source that indicates that the policy provides limited coverage such as pharmacy, dental, or Medicare supplemental coverage only. 	ForwardHealth Timely Filing Ste 50 313 Blettner Blvd Madison WI 53784

	<ul style="list-style-type: none"> The DOS, other health insurance source, billed amount, and procedure code indicated on the documentation must match the information on the Provider-Based Billing Summary. 	
The commercial health insurance carrier does not respond to an initial and follow-up provider-based billing claim.	<ul style="list-style-type: none"> A claim (do not use the provider-based billing summary). The appropriate other insurance indicator on the claim or complete and submit the Explanation of Medical Benefits form, as applicable. A Timely Filing Appeals Request form according to normal timely filing appeals procedures. 	ForwardHealth Timely Filing Ste 50 313 Blettner Blvd Madison WI 53784

Topic #662

Responding to ForwardHealth Within 120 Days

Within 120 days of the date on the Provider-Based Billing Summary, the Provider-Based Billing Unit must receive documentation verifying that one of the following occurred:

- The provider discovers through the EVS (Enrollment Verification System) that ForwardHealth has removed or ended the other health insurance coverage from the member's file.
- The provider verifies that the member's other coverage information reported by ForwardHealth is invalid.
- The other health insurance source reimbursed or partially reimbursed the provider-based billing claim.
- The other health insurance source denied the provider-based billing claim.
- The other health insurance source failed to respond to an initial **and** follow-up provider-based billing claim.

When responding to ForwardHealth within 120 days, providers are required to submit the required documentation to the appropriate address as indicated in the following table. If the provider's response to ForwardHealth does not include all of the required documentation, the information will be returned to the provider. The provider is required to send the complete information within the original 120-day limit.

Scenario	Documentation Requirement	Submission Address
The provider discovers through the EVS that ForwardHealth has removed or ended the other health insurance coverage from the member's file.	<ul style="list-style-type: none"> The Provider-Based Billing Summary. Indication that the EVS no longer reports the member's other coverage. 	ForwardHealth Provider-Based Billing PO Box 6220 Madison WI 53716-0220 Fax 608-221-4567
The provider discovers that the member's other coverage information (i.e., enrollment dates) reported by the EVS is invalid.	<ul style="list-style-type: none"> The Provider-Based Billing Summary. One of the following: <ul style="list-style-type: none"> The name of the person with whom the provider spoke and the member's correct other coverage information. 	ForwardHealth Provider-Based Billing PO Box 6220 Madison WI 53716-0220 Fax 608-221-4567

	<ul style="list-style-type: none"> ▪ A printed page from an enrollment website containing the member's correct other coverage information. 	
The other health insurance source reimburses or partially reimburses the provider-based billing claim.	<ul style="list-style-type: none"> ▪ The Provider-Based Billing Summary. ▪ A copy of the remittance information received from the other health insurance source. ▪ The DOS (date of service), other health insurance source, billed amount, and procedure code indicated on the other insurer's remittance information must match the information on the Provider-Based Billing Summary. ▪ A copy of the Explanation of Medical Benefits form, as applicable. <p><i>Note:</i> In this situation, ForwardHealth will initiate an adjustment if the amount of the other health insurance payment does not exceed the allowed amount (even though an adjustment request should not be submitted). However, providers (except nursing home and hospital providers) may issue a cash refund. Providers who choose this option should include a refund check but should not use the Claim Refund form.</p>	ForwardHealth Provider-Based Billing PO Box 6220 Madison WI 53716-0220 Fax 608-221-4567
The other health insurance source denies the provider-based billing claim.	<ul style="list-style-type: none"> ▪ The Provider-Based Billing Summary. ▪ Documentation of the denial, including any of the following: <ul style="list-style-type: none"> ▪ Remittance information from the other health insurance source. ▪ A letter from the other health insurance source indicating a policy termination date that precedes the DOS. ▪ Documentation indicating that the other health insurance source paid the member. ▪ A copy of the insurance card or other 	ForwardHealth Provider-Based Billing PO Box 6220 Madison WI 53716-0220 Fax 608-221-4567

	<p>documentation from the other health insurance source that indicates the policy provides limited coverage such as pharmacy, dental, or Medicare supplemental coverage.</p> <ul style="list-style-type: none"> ▪ A copy of the Explanation of Medical Benefits form, as applicable. ▪ The DOS, other health insurance source, billed amount, and procedure code indicated on the documentation must match the information on the Provider-Based Billing Summary. 	
The other health insurance source fails to respond to the initial and follow-up provider-based billing claim.	<ul style="list-style-type: none"> ▪ The Provider-Based Billing Summary. ▪ Indication that no response was received by the other health insurance source. ▪ Indication of the dates that the initial and follow-up provider-based billing claims were submitted to the other health insurance source. 	<p>ForwardHealth Provider-Based Billing PO Box 6220 Madison WI 53716-0220 Fax 608-221-4567</p>

Topic #663

Submitting Provider-Based Billing Claims

For each provider-based billing claim, the provider is required to send a claim to the appropriate other health insurance source. The provider should add all information required by the other health insurance source to the claim. The providers should also attach additional documentation (e.g., Medicare's remittance information) if required by the other health insurance source.

Reimbursement for Services Provided for Accident Victims

Topic #657

Billing Options

Providers may choose to seek payment from either of the following:

- | Civil liabilities (e.g., injuries from an automobile accident)
- | Worker's compensation

However, as stated in Wis. Admin. Code § [DHS 106.03\(8\)](#), BadgerCare Plus and Wisconsin Medicaid will not reimburse providers if they receive payment from either of these sources.

The provider may choose a different option for each DOS (date of service). For example, the decision to submit one claim to ForwardHealth does not mean that all claims pertaining to the member's accident must be submitted to ForwardHealth.

Topic #829

Points of Consideration

Providers should consider the time and costs involved when choosing whether to submit a claim to ForwardHealth or seek payment from a settlement.

Time

Providers are not required to seek payment from worker's compensation or civil liabilities, rather than seeking reimbursement from BadgerCare Plus or Wisconsin Medicaid, because of the time involved to settle these cases. While some worker's compensation cases and certain civil liability cases may be settled quickly, others may take several years before settlement is reached.

Costs

Providers may receive more than the allowed amount from the settlement; however, in some cases the settlement may not be enough to cover all costs involved.

Topic #826

Seeking Payment from Settlement

After choosing to seek payment from a settlement, the provider may **instead** submit the claim to ForwardHealth as long as it is submitted before the claims submission deadline. For example, the provider may instead choose to submit the claim to ForwardHealth because no reimbursement was received from the liability settlement or because a settlement has not yet been reached.

Topic #827

Submitting Claims to ForwardHealth

If the provider chooses to submit a claim to ForwardHealth, they may not seek further payment for that claim in any liability settlement that may follow. Once a claim is submitted to ForwardHealth, the provider may not decide to seek reimbursement for that claim in a liability settlement. Refunding payment and then seeking payment from a settlement may constitute a felony. If a settlement occurs, ForwardHealth retains the sole right to recover medical costs.

Providers are required to indicate an accident-related diagnosis code on claims when services are provided to an accident victim. If the member has other health insurance coverage, the provider is required to exhaust the other health insurance sources before submitting the claim to ForwardHealth.

Resources

8

Archive Date:09/03/2024

Resources:WiCall

Topic #257

Enrollment Inquiries

WiCall is an [AVR \(Automated Voice Response\)](#) system that allows providers with phones direct access to enrollment information.

Information from WiCall will be returned in the following order if applicable to the member's current enrollment:

- | Transaction number: A number will be given as a transaction confirmation that providers should keep for their records.
- | Benefit enrollment: All benefit plans the member is enrolled in on the DOS (date of service) or within the [DOS range selected for the financial payer](#).
- | County code: The member's county code will be provided if available. The county code is a two-digit code between 01 and 72 that represents the county in which member resides. If the enrollment response reflects that the member resides in a designated HPSA (Health Personnel Shortage Area) on the DOS or within the DOS range selected, HPSA information will be given.
- | MCO (managed care organization): All information about state-contracted MCO enrollment, including MCO names and telephone numbers, that exists on the DOS or within the DOS range selected will be listed. This information is applicable to Medicaid and BadgerCare Plus members only.
- | Hospice: If the member is enrolled in the hospice benefit on the DOS or within the DOS range that the provider selected, the hospice information will be given. This information is applicable to Medicaid and BadgerCare Plus members only.
- | Lock-in: Information about the [Pharmacy Services Lock-In Program](#) that exists on the DOS or within the DOS range selected will be provided. This information is applicable to Medicaid, BadgerCare Plus, and SeniorCare members only.
- | Medicare: All information about Medicare coverage, including type of coverage and Medicare member ID, if available, that exists on the DOS or within the DOS range selected will be listed.
- | Commercial health insurance coverage: All information about commercial coverage, including carrier names and telephone numbers, if available, that exists on the DOS or within the DOS range selected will be listed.
- | Transaction completed: After the member's enrollment information has been given using the financial payer that was selected, providers will be given the following options to:
 - | Hear the information again
 - | Request enrollment information for the same member using a different financial payer
 - | Hear another member's enrollment information using the same financial payer
 - | Hear another member's enrollment information using a different financial payer
 - | Return to the main menu

WiCall is available 24 hours a day, seven days a week. If for some reason the system is unavailable, providers may call [Provider Services](#).

Transaction Number

The AVR system issues a transaction number every time a provider verifies enrollment, even when an individual is *not* enrolled in BadgerCare Plus or Wisconsin Medicaid. The provider should retain this transaction number. It is proof that an inquiry was made about the member's enrollment. If a provider thinks a claim was denied in error, the provider can reference the transaction number to ForwardHealth to confirm the enrollment response that was actually given.

Topic #466

Information Available Via WiCall

WiCall, ForwardHealth's AVR (Automated Voice Response) system, gathers inquiry information from callers through voice prompts and accesses ForwardHealth interChange to retrieve and "speak" back the following ForwardHealth information:

- | Claim status
- | Enrollment verification
- | PA (prior authorization) status
- | Provider CheckWrite information

Note: ForwardHealth releases CheckWrite information to WiCall no sooner than on the first state business day following the financial cycle.

Providers are prompted to enter NPI (National Provider Identifier) or provider ID and in some cases, NPI-related data, to retrieve query information.

In all inquiry scenarios, WiCall offers the following options after information is retrieved and reported back to the caller:

- | Repeat the information.
- | Make another inquiry of the same type.
- | Return to the main menu.
- | Repeat the options.

Claim Status

Providers may check the status of a specific claim by selecting the applicable financial payer (program, i.e., Wisconsin Medicaid, WCDP (Wisconsin Chronic Disease Program), or WWWP (Wisconsin Well Woman Program)) and entering their provider ID, member identification number, DOS (date of service), and the amount billed.

Note: Claim information for BadgerCare Plus and SeniorCare is available by selecting the Medicaid option.

Enrollment Verification

Providers may request enrollment status for any date of eligibility the member has on file by entering their provider ID and the member ID. If the member ID is unknown, providers may enter the member's date of birth and SSN (Social Security number). Additionally, the provider is prompted to enter the "From DOS" and the "To DOS" for the inquiry. The "From" DOS is the earliest date the provider requires enrollment information and the "To" DOS must be within 365 days of the "From" DOS.

Each time a provider verifies member enrollment, the enrollment verification is saved and assigned a transaction number as transaction confirmation. Providers should note the transaction number for their records.

PA Status

Except in certain instances, providers may obtain the status of PA requests for Medicaid and WCDP via WiCall by entering their provider ID and the applicable PA number. If the provider does not know the PA number, there is an option to bypass entering the PA number and the caller will be prompted to enter other PA information such as member ID and type of service (i.e., NDC (National Drug Code), procedure code, revenue code, or ICD (International Classification of Diseases) procedure code). When a match is found, WiCall reports back the PA status information, including the PA number for future reference, and the applicable program.

Information on past PAs is retained indefinitely. Paper PAs require a maximum of 20 working days from receipt to be processed

and incorporated into WiCall's PA status information.

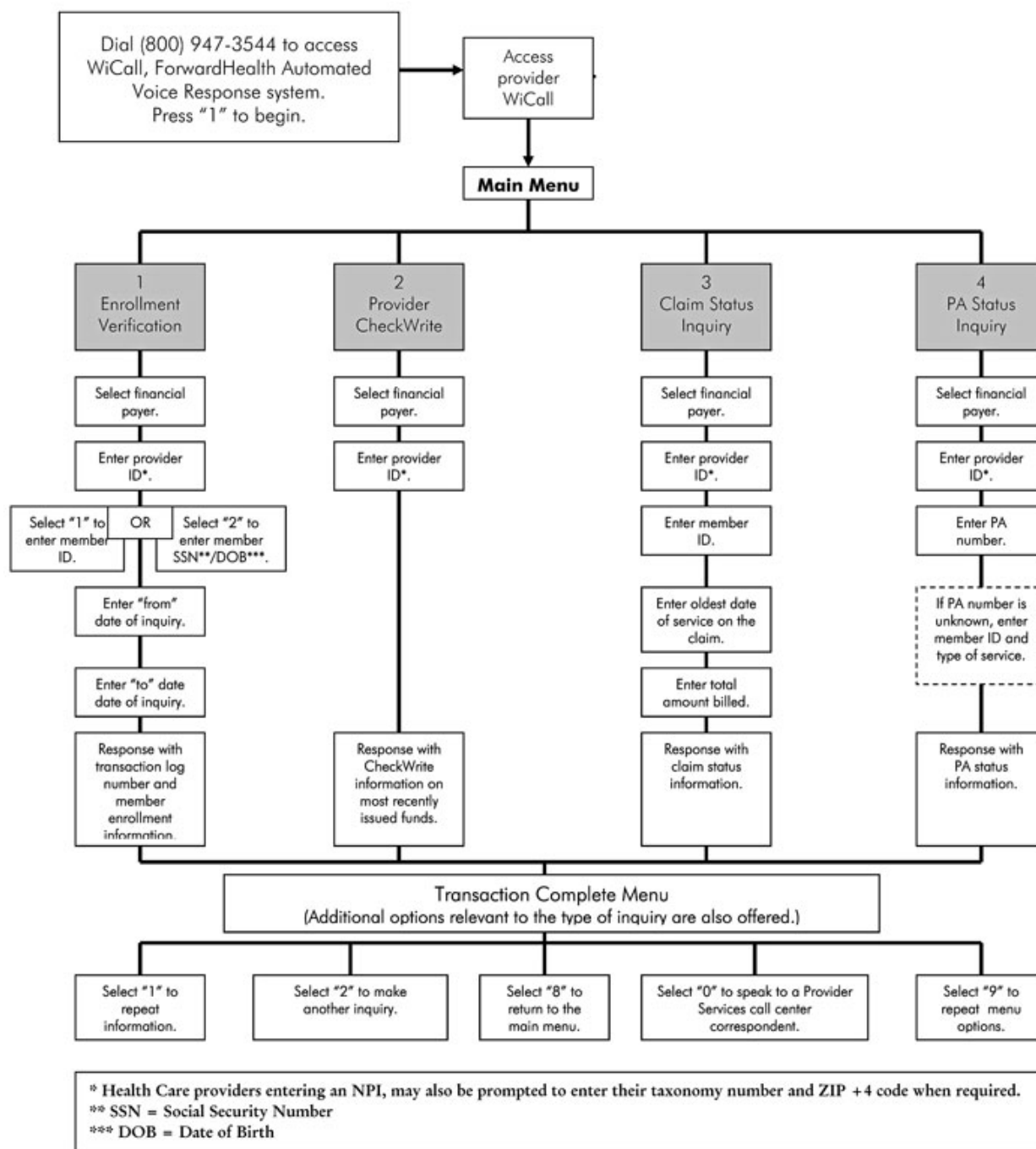
Note: PA information for BadgerCare Plus and SeniorCare is available by selecting the Medicaid option.

Topic #765

Quick Reference Guide

The WiCall [AVR \(Automated Voice Response\) Quick Reference Guide](#) displays the information available for WiCall inquiries.

Automated Voice Response Quick Reference Guide



Electronic Data Interchange

Topic #459

Companion Guides and NCPDP Version D.0 Payer Sheet

Companion guides and the NCPDP (National Council for Prescription Drug Programs) version D.0 payer sheet are available for download on the ForwardHealth Portal.

Purpose of Companion Guides

ForwardHealth [companion guides and payer sheet](#) provide trading partners with useful technical information on ForwardHealth's standards for nationally recognized electronic transactions.

The information in companion guides and payer sheet applies to BadgerCare Plus, Medicaid, SeniorCare, ADAP (Wisconsin AIDS Drug Assistance Program), WCDP (Wisconsin Chronic Disease Program), and WWWP (Wisconsin Well Woman Program). Companion guides and payer sheet are intended for information technology and systems staff who code billing systems or software.

The companion guides and payer sheet complement the federal HIPAA (Health Insurance Portability and Accountability Act of 1996) implementation guides and highlight information that trading partners need to successfully exchange electronic transactions with ForwardHealth, including general topics such as the following:

- ┆ Methods of exchanging electronic information (e.g., exchange interfaces, transaction administration, and data preparation)
- ┆ Instructions for constructing the technical component of submitting or receiving electronic transactions (e.g., claims, RA (Remittance Advice), and enrollment inquiries)

Companion guides and payer sheet do **not** include program requirements, but help those who create the electronic formats for electronic data exchange.

Companion guides and payer sheet cover the following specific subjects:

- ┆ Getting started (e.g., identification information, testing, and exchange preparation)
- ┆ Transaction administration (e.g., tracking claims submissions, contacting the [EDI \(Electronic Data Interchange\) Helpdesk](#))
- ┆ Transaction formats

Revisions to Companion Guides and Payer Sheet

Companion guides and payer sheet may be updated as a result of changes to federal requirements. When this occurs, ForwardHealth will do the following:

- ┆ Post the revised companion guides and payer sheet on the ForwardHealth Portal.
- ┆ Post a message on the banner page of the RA.
- ┆ Send an email to trading partners.

Trading partners are encouraged to periodically check for revised companion guides and payer sheet on the Portal. If trading partners do not follow the revisions identified in the companion guides or payer sheet, transactions may not process successfully (e.g., claims may deny or process incorrectly).

A change summary located at the end of the revised companion guide lists the changes that have been made. The date on the companion guide reflects the date the revised companion guide was posted to the Portal. In addition, the version number located in the footer of the first page is changed with each revision.

Revisions to the payer sheet are listed in Appendix A. The date on the payer sheet reflects the date the revised payer sheet was posted to the Portal.

Topic #460

Data Exchange Methods

The following data exchange methods are supported by the [EDI \(Electronic Data Interchange\) Helpdesk](#):

- ▮ Remote access server dial-up, using a personal computer with a modem, browser, and encryption software
- ▮ Secure web, using an internet service provider and a personal computer with a modem, browser, and encryption software
- ▮ Real-time, by which trading partners exchange the NCPDP (National Council for Prescription Drug Programs) D.0, 270/271 (270/271 Eligibility & Benefit Inquiry and Response), 276/277 (276/277 Health Care Claim Status Request and Response), or 278 (278 Health Care Services Review — Request for Review and Response) transactions via an approved clearinghouse

The EDI Helpdesk supports the exchange of the transactions for BadgerCare Plus, Medicaid, SeniorCare, ADAP (Wisconsin AIDS Drug Assistance Program), WCDP (Wisconsin Chronic Disease Program), and WWWP (Wisconsin Well Woman Program).

Topic #461

Electronic Data Interchange Helpdesk

The [EDI \(Electronic Data Interchange\) Helpdesk](#) assists anyone interested in becoming a trading partner with getting started and provides ongoing support pertaining to electronic transactions. Providers, billing services, and clearinghouses are encouraged to contact the EDI Helpdesk for test packets and/or technical questions.

Providers with policy questions should call [Provider Services](#).

Topic #462

Electronic Transactions

HIPAA (Health Insurance Portability and Accountability Act of 1996) ASC (Accredited Standards Committee) X12 Version 5010 Companion Guides and the NCPDP (National Council for Prescription Drug Programs) Version D.0 Payer Sheet are available for download on the [HIPAA Version 5010 Companion Guides and NCPDP Version D.0 Payer Sheet](#) page of the ForwardHealth Portal.

Trading partners may submit claims and adjustment requests, inquire about member enrollment, claim status, and ForwardHealth payment advice by exchanging electronic transactions.

Through the [EDI \(Electronic Data Interchange\) Helpdesk](#), trading partners may exchange the following electronic transactions:

- ▮ 270/271 (270/271 Eligibility & Benefit Inquiry and Response). The 270 is the electronic transaction for inquiring about a member's enrollment. The 271 is received in response to the inquiry.

- ┆ 276/277 (276/277 Health Care Claim Status Request and Response). The 276 is the electronic transaction for checking claim status. The 277 is received in response.
- ┆ 278 (278 Health Care Services Review — Request for Review and Response). The electronic transaction for health care service PA (prior authorization) requests.
- ┆ 835 (835 Health Care Claim Payment/Advice). The electronic transaction for receiving remittance information.
- ┆ 837 (837 Health Care Claim). The electronic transaction for submitting claims and adjustment requests.
- ┆ 999 (999 Acknowledgment for Health Care Insurance). The electronic transaction for reporting whether a transaction is accepted or rejected.
- ┆ TA1 interChange Acknowledgment. The electronic transaction for reporting a transaction that is rejected for interChange-level errors.
- ┆ NCPDP D.0 Telecommunication Standard for Retail Pharmacy claims. The real-time POS (Point-of-Sale) electronic transaction for submitting pharmacy claims.

Topic #463

Provider Electronic Solutions Software

ForwardHealth offers electronic billing software at no cost to providers. PES (Provider Electronic Solutions) software allows providers to submit 837 (837 Health Care Claim) transactions and download the 999 (999 Acknowledgment for Health Care Insurance) and the 835 (835 Health Care Claim Payment/Advice) transactions. To obtain PES software, providers may download it from the [ForwardHealth Portal](#). For assistance installing and using PES software, providers may call the [EDI \(Electronic Data Interchange\) Helpdesk](#).

Topic #464

Trading Partner Profile

A [Trading Partner Profile](#) must be completed and signed for each billing provider number that will be used to exchange electronic transactions.

In addition, billing providers who do not use a third party to exchange electronic transactions, billing services, and clearinghouses are required to complete a Trading Partner Profile.

To determine whether a Trading Partner Profile is required, providers should refer to the following:

- ┆ Billing providers who do not use a third party to exchange electronic transactions, including providers who use the PES (Provider Electronic Solutions) software, are required to complete the Trading Partner Profile.
- ┆ Billing providers who use a third party (billing services and clearinghouses) to exchange electronic transactions are required to submit a Trading Partner Profile.
- ┆ Billing services and clearinghouses, including those that use PES software, that are authorized by providers to exchange electronic transactions on a provider's behalf, are required to submit a Trading Partner Profile.

Providers who change billing services and clearinghouses or become a trading partner should keep their information updated by contacting the [EDI \(Electronic Data Interchange\) Helpdesk](#).

Topic #465

Trading Partners

ForwardHealth exchanges nationally recognized electronic transactions with trading partners. A "trading partner" is defined as a

covered entity that exchanges electronic health care transactions. The following covered entities are considered trading partners:

- | Providers who exchange electronic transactions directly with ForwardHealth
- | Billing services and clearinghouses that exchange electronic transactions directly with ForwardHealth on behalf of a billing provider

Enrollment Verification

Topic #256

270/271 Transactions

The [270/271 \(270/271 Health Care Eligibility/Benefit Inquiry and Information Response\)](#) transactions allow for batch enrollment verification, including information for the current benefit month or for any date of eligibility the member has on file, through a secure internet connection. The 270 is the electronic transaction for inquiring about a member's enrollment. The 271 is received in response to the inquiry.

For those providers who are federally required to have an NPI (National Provider Identifier), an NPI is required on the 270/271 transactions. The NPI indicated on the 270 is verified to ensure it is associated with a valid enrollment on file with ForwardHealth. The 271 response will report the NPI that was indicated on the 270.

For those providers exempt from NPI, a provider ID is required on the 270/271 transactions. The provider ID indicated on the 270 is verified to ensure it is associated with a valid enrollment on file with ForwardHealth. The 271 response will report the provider ID that was indicated on the 270.

Topic #469

An Overview

Providers should always verify a member's enrollment before providing services, both to determine enrollment for the current date (since a member's enrollment status may change) and to discover any limitations to the member's coverage. Each enrollment verification method allows providers to verify the following prior to services being rendered:

- | A member's enrollment in a ForwardHealth program(s)
- | State-contracted MCO (managed care organization) enrollment
- | Medicare enrollment
- | Limited benefits categories
- | Any other health insurance (for example, commercial health insurance, Medicare, Medicare Advantage Plans) coverage
- | Exemption from copayments for BadgerCare Plus members

Topic #259

Commercial Enrollment Verification Vendors

ForwardHealth has agreements with several [commercial enrollment verification vendors](#) to offer enrollment verification technology to ForwardHealth providers. Commercial enrollment verification vendors have up-to-date access to the ForwardHealth enrollment files to ensure that providers have access to the most current enrollment information. Providers may access Wisconsin's EVS (Enrollment Verification System) to verify member enrollment through one or more of the following methods available from commercial enrollment verification vendors:

- | Magnetic stripe card readers
- | Personal computer software
- | Internet

Vendors sell magnetic stripe card readers, personal computer software, internet access, and other services. They also provide ongoing maintenance, operations, and upgrades of their systems. Providers are responsible for the costs of using these enrollment verification methods.

Note: Providers are *not* required to purchase services from a commercial enrollment verification vendor. For more information on other ways to verify member enrollment or for questions about ForwardHealth identification cards, contact [Provider Services](#).

The real-time enrollment verification methods allow providers to print a paper copy of the member's enrollment information, including a transaction number, for their records. Providers should retain this number or the printout as proof that an inquiry was made.

Magnetic Stripe Card Readers

The magnetic stripe card readers resemble credit card readers. Some ForwardHealth identification cards have a magnetic stripe and signature panel on the back, and a unique, 16-digit card number on the front. The 16-digit card number is valid only for use with a magnetic card reader.

Providers receive current member enrollment information after passing the ForwardHealth card through the reader or entering the member identification number or card number into a keypad and entering the DOS (date of service) about which they are inquiring.

Personal Computer Software

Personal computer software can be integrated into a provider's current computer system by using a modem and can access the same information as the magnetic stripe card readers.

Internet Access

Some enrollment verification vendors provide real-time access to enrollment from the EVS through the internet.

Topic #4903

Copay Information

No Copay

If a member is enrolled in BadgerCare Plus or Wisconsin Medicaid and is exempt from paying copays for services, providers will receive the following response to an enrollment query from all methods of enrollment verification:

- ┆ The name of the benefit plan
- ┆ The member's enrollment dates
- ┆ The message, "No Copay"

If a member is enrolled in BadgerCare Plus, Wisconsin Medicaid, or SeniorCare and is required to pay a copay, the provider will be given the name of the benefit plan in which the member is enrolled and the member's enrollment dates for the benefit plan only.

Copay

If a member is enrolled in BadgerCare Plus, Wisconsin Medicaid, or SeniorCare and is required to pay a copay, providers will receive the following response to an enrollment query from all methods of enrollment verification:

- ┆ The name of the benefit plan
- ┆ The member's enrollment dates

Non-Emergent Copay

If a member is enrolled in BadgerCare Plus and is eligible for the \$8 non-emergent copay, providers will receive the following response to an enrollment query from all methods of enrollment verification:

- ┆ The name of the benefit plan
- ┆ The member's enrollment dates
- ┆ The message, "Member Eligible for Non-Emergent Copay" or "Eligible for Non-Emergent Copay"

The messages "Member Eligible for Non-Emergent Copay" and "Eligible for Non-Emergent Copay" indicate that a member is a BadgerCare Plus childless adult and they are eligible for the copay if they do not meet the prudent layperson standard and seek and receive additional post-stabilization care in the emergency department after being informed of the \$8 copay and availability of alternative providers with lesser or no cost share.

Topic #264

Enrollment Verification System

Member enrollment issues are the primary reason claims are denied. To reduce claim denials, providers should **always** verify a member's enrollment before providing services, both to determine enrollment for the current date (since a member's enrollment status may change) and to discover any limitations to the member's coverage. Providers may want to verify the member's enrollment a second time before submitting a claim to find out whether the member's enrollment information has changed since the appointment.

Providers can access Wisconsin's EVS (Enrollment Verification System) to receive the most current enrollment information through the following methods:

- ┆ ForwardHealth Portal
- ┆ [WiCall](#), Wisconsin's AVR (Automated Voice Response) system
- ┆ Commercial enrollment verification vendors
- ┆ 270/271 (270/271 Health Care Eligibility/Benefit Inquiry and Response) transactions
- ┆ [Provider Services](#)

Providers cannot charge a member, or authorized person acting on behalf of the member, for verifying their enrollment.

The EVS does not indicate other government programs that are secondary to Wisconsin Medicaid.

Topic #4901

Enrollment Verification on the Portal

The secure ForwardHealth Portal offers real-time member enrollment verification for all ForwardHealth programs. Providers will be able to use this tool to determine:

- ┆ The benefit plan(s) in which the member is enrolled
- ┆ If the member is enrolled in a state-contracted managed care program (for Medicaid and BadgerCare Plus members)

- ┆ If the member has any other coverage, such as Medicare or commercial health insurance
- ┆ If the member is exempted from copays (BadgerCare Plus and Medicaid members only)

To access enrollment verification via the ForwardHealth Portal, providers will need to do the following:

- ┆ Go to the ForwardHealth Portal.
- ┆ Establish a provider account.
- ┆ Log into the secure Portal.
- ┆ Click on the menu item for enrollment verification.

Providers will receive a unique transaction number for each enrollment verification inquiry. Providers may access a history of their enrollment inquiries using the Portal, which will list the date the inquiry was made and the enrollment information that was given on the date that the inquiry was made. For a more permanent record of inquiries, providers are advised to use the "print screen" function to save a paper copy of enrollment verification inquiries for their records or document the transaction number at the beginning of the response, for tracking or research purposes. This feature allows providers to access enrollment verification history when researching claim denials due to enrollment issues.

The Provider Portal is available 24 hours a day, seven days a week.

Topic #4900

Entering Dates of Service

Enrollment information is provided based on a "From" DOS (date of service) and a "To" DOS that the provider enters when making the enrollment inquiry. For enrollment inquiries, a "From" DOS is the earliest date for which the provider is requesting enrollment information and the "To" DOS is the latest date for which the provider is requesting enrollment information.

Providers should use the following guidelines for entering DOS when verifying enrollment for Wisconsin Medicaid, BadgerCare Plus, SeniorCare, or WCDP (Wisconsin Chronic Disease Program) members:

- ┆ The "From" DOS is the earliest date the provider requires enrollment information.
- ┆ The "To" DOS must be within 365 days of the "From" DOS.
- ┆ If the date of the request is prior to the 20th of the current month, then providers may enter a "From" DOS and "To" DOS up to the end of the current calendar month.
- ┆ If the date of the request is on or after the 20th of the current month, then providers may enter a "From" DOS and "To" DOS up to the end of the following calendar month.

For example, if the date of the request was November 15, 2008, the provider could request dates up to and including November 30, 2008. If the date of the request was November 25, 2008, the provider could request dates up to and including December 31, 2008.

Topic #265

Member Forgets ForwardHealth Identification Card

Even if a member does not present a ForwardHealth identification card, a provider can use Wisconsin's EVS (Enrollment Verification System) to verify enrollment; otherwise, the provider may choose not to provide the service(s) until a member brings in a ForwardHealth card or displays a digital ForwardHealth Card on the MyACCESS app.

A provider may use a combination of the member's name, date of birth, ForwardHealth identification number, or SSN (Social Security number) with a "0" at the end to access enrollment information through the EVS.

A provider may call [Provider Services](#) with the member's full name and date of birth to obtain the member's enrollment information if the member's identification number or SSN is not known.

Topic #4899

Member Identification Card Does Not Guarantee Enrollment

Most members receive a member identification card, but possession of a program identification card does not guarantee enrollment. Periodically, members may become ineligible for enrollment, only to re-enroll at a later date. Members are told to keep their cards even though they may have gaps in enrollment periods. It is possible that a member will present a card when they are not enrolled; therefore, it is essential that providers verify enrollment before providing services. To reduce claim denials, it is important that providers verify the following information prior to each DOS (date of service) that services are provided:

- | If a member is enrolled in any ForwardHealth program, including benefit plan limitations
- | If a member is enrolled in a managed care organization
- | If a member is in primary provider lock-in status
- | If a member has Medicare or other insurance coverage

Topic #4898

Responses Are Based on Financial Payer

When making an enrollment inquiry through Wisconsin's EVS (Enrollment Verification System), the returned response will provide information on the member's enrollment in benefit plans based on financial payers.

There are three financial payers under ForwardHealth:

- | Medicaid (Medicaid is the financial payer for Wisconsin Medicaid, BadgerCare Plus, and SeniorCare).
- | WCDP (Wisconsin Chronic Disease Program).
- | WWWP (Wisconsin Well Woman Program).

Within each financial payer are benefit plans. Each member is enrolled under at least one of the three financial payers, and under each financial payer, is enrolled in at least one benefit plan. An individual member may be enrolled under more than one financial payer. (For instance, a member with chronic renal disease may have health care coverage under BadgerCare Plus and the WCDP chronic renal disease program. The member is enrolled under two financial payers, Medicaid and WCDP.) Alternatively, a member may have multiple benefits under a single financial payer. (For example, a member may be covered by Tuberculosis-Related Medicaid and Family Planning Only Services at the same time, both of which are administered by Medicaid.)

Forms

Topic #767

An Overview

ForwardHealth requires providers to use a variety of forms for PA (prior authorization), claims processing, and documenting special circumstances.

Topic #470

Fillable Forms

Most forms may be obtained from the [Forms](#) page of the ForwardHealth Portal.

Forms on the Portal are available as fillable PDF (Portable Document Format) files, which can be viewed with Adobe Reader computer software. Providers may also complete and print fillable PDF files using Adobe Reader.

To complete a fillable PDF, follow these steps:

- 1. Select a specific form.
- 2. Save the form to the computer.
- 3. Use the "Tab" key to move from field to field.

Note: The Portal provides instructions on how to obtain Adobe Reader at no charge from the Adobe website. Adobe Reader only allows providers to view and print completed PDFs. It does not allow users to save completed fillable PDFs to their computer; however, if Adobe Acrobat is purchased, providers may save completed PDFs to their computer. Refer to the [Adobe website](#) for more information about fillable PDFs.

Selected forms are also available in fillable Microsoft Word format on the Portal. The fillable Microsoft Word format allows providers to complete and print the form using Microsoft Word. To complete a fillable Microsoft Word form, follow these steps:

- 1. Select a specific form.
- 2. Save the form to the computer.
- 3. Use the "Tab" key to move from field to field.

Note: Providers may save fillable Microsoft Word documents to their computer by choosing "Save As" from the "File" menu, creating a file name, and selecting "Save" on their desktop.

Topic #766

Telephone or Mail Requests

Providers who do not have internet access or who need forms that are not available on the ForwardHealth Portal may obtain them by doing either of the following:

- 1. Requesting a paper copy of the form by calling [Provider Services](#). Questions about forms may also be directed to Provider

Services.

- | Submitting a written request and mailing it to ForwardHealth. Include a return address, the name of the form, and the form number and send the request to the following address:

ForwardHealth
Form Reorder
313 Blettner Blvd
Madison WI 53784

Updates

Topic #478

Accessing ForwardHealth Communications

[ForwardHealth Updates](#) announce changes in policy and coverage, prior authorization requirements, and claim submission requirements. They communicate new initiatives from the Wisconsin Department of Health Services or new requirements from the federal Centers for Medicare and Medicaid Services and the Wisconsin state legislature.

Updates reflect current policy at the time of publication; this information may change over time and be revised by a subsequent *Update*. *Update* information is added to the Online Handbook after the *Update* is posted, unless otherwise noted.

Providers should refer to the [ForwardHealth Online Handbook](#) for current information. The Online Handbook is the source for current ForwardHealth policy and contains provider-specific information for various services and benefits.

Topic #4458

Electronic Notifications from ForwardHealth

ForwardHealth sends electronic messaging using both email subscription and secure Portal messaging to notify providers of newly released ForwardHealth Updates. ForwardHealth also uses electronic messaging to communicate training opportunities and other timely information.

Secure Portal Messages

Providers who have established a secure ForwardHealth Portal account automatically receive messages from ForwardHealth in their secure Portal Messages inbox.

E-mail Subscription Messages

Providers and other interested parties may register to receive e-mail subscription notifications. When registering for e-mail subscription, providers and other interested parties are able to select, by program (for example, Wisconsin Medicaid, BadgerCare Plus, ADAP (Wisconsin AIDS Drug Assistance Program), or WCDP (Wisconsin Chronic Disease Program)), provider type (for example, physician, hospital, DME (durable medical equipment) vendor), and/or specific area of interest, (Trading Partner and ICD-10 (International Classification of Diseases, 10th Revision) Project Information) to designate what information they would like to receive. Any number of staff or other interested parties from an organization may sign up for an e-mail subscription and may select multiple subscription options.

Registering for E-mail Subscription

Users may sign up for an e-mail subscription by following these steps:

1. Click the [Register for E-mail Subscription](#) link on the ForwardHealth Portal home page.
2. The Subscriptions page will be displayed. In the E-Mail field in the New Subscriber section, enter the e-mail address to which messages should be sent.
3. Enter the e-mail address again in the Confirm E-Mail field.

4. Click Register. A message will be displayed at the top of the Subscriptions page indicating the registration was successful. If there are any problems with the registration, an error message will be displayed instead.
5. Once registration is complete, click the program for which you want to receive messages in the Available Subscriptions section of the Subscriptions page. The selected program will expand and a list of service areas will be displayed.
6. Select the service area(s) for which you want to receive messages. Click Select All if you want to receive messages for all service areas.
7. When service area selection is complete, click Save at the bottom of the page.

The selected subscriptions will load and a confirmation message will appear at the top of the page.

Topic #4460

Full Text Publications Available

Providers without internet access may call [Provider Services](#) to request that a paper copy of a *ForwardHealth Update* be mailed to them. To expedite the call, correspondents will ask providers for the *Update* number. Providers should allow seven to 10 business days for delivery.

Contact Information

Topic #476

Member Services

Providers should refer ForwardHealth members with questions to [Member Services](#). The telephone number for Member Services is for member use only.

Topic #473

Professional Field Representatives

Professional field representatives, also known as field representatives, are available to assist providers with complex billing and claims processing questions. Field representatives are located throughout the state to offer detailed assistance to all ForwardHealth providers and all ForwardHealth programs.

The field representatives are assigned to [specific regions](#) of the state. Most professional field representatives can address inquiries for all provider types. However, certain dedicated professional field representatives are assigned to the following:

- ┆ Adult long-term care
- ┆ Dental providers
- ┆ Milwaukee County
- ┆ Prenatal Care Coordination and Child Care Coordination
- ┆ Wisconsin Well Woman Program

Provider Education

The field representatives' primary focus is provider education. They provide information on ForwardHealth programs and topics in the following ways:

- ┆ Conducting provider training sessions throughout the state
- ┆ Providing training and information for newly enrolled providers and/or new staff
- ┆ Participating in professional association meetings

Providers may also contact the field representatives if there is a specific topic, or topics, on which they would like to have an individualized training session. This could include topics such as use of the ForwardHealth Portal (information about claims, enrollment verification, and PA (prior authorization) requests on the Portal). Refer to the [Providers Trainings page](#) for the latest information on training opportunities.

Additional Inquiries

Providers are encouraged to initially obtain information through the Portal, WiCall, and Provider Services. If these attempts are not successful, field representatives may be contacted for the following types of inquiries:

- ┆ Claims, including discrepancies regarding enrollment verification and claim processing
- ┆ PES (Provider Electronic Solutions) claims submission software
- ┆ Claims processing problems that have not been resolved through other channels (for example, phone or written)

correspondence)

- | Referrals by a Provider Services phone correspondent
- | Complex issues that require extensive explanation

At times, professional field representatives work outside their offices to provide on-site service; therefore, providers should be prepared to leave a complete message when contacting field representatives, including all pertinent information related to the inquiry. Member inquiries should not be directed to field representatives. Providers should refer members to [Member Services](#).

If contacting a field representative by email, providers should ensure that no individually identifiable health information, known as PHI (protected health information), is included in the message. Discuss the appropriate method of sending emails with your assigned field representative to ensure secure transmission of information.

Providers or their representatives should have the following information ready when they contact their professional field representative:

- | Name or alternate contact
- | County and city where services are provided
- | Name of facility or provider whom they are representing
- | NPI (National Provider Identifier) or provider number
- | Phone number, including area code
- | A concise statement outlining concern
- | Days and times when available

For questions about a specific claim, providers should also include the following information:

- | Member's name
- | Member ID number
- | Claim number
- | DOS (date of service)

Topic #474

Provider Services

Providers should call [Provider Services](#) to answer enrollment, policy, and billing questions. Members should call [Member Services](#) for information. Members should **not** be referred to Provider Services.

The Provider Services Call Center provides service-specific assistance to Medicaid, BadgerCare Plus, WCDP (Wisconsin Chronic Disease Program), and WWWP (Wisconsin Well Woman Program) providers.

Ways Provider Services Can Help

The Provider Services Call Center is organized to include program-specific and service-specific assistance to providers. The Provider Services Call Center supplements the ForwardHealth Portal and WiCall by providing information on the following:

- | Billing and claim submission
- | Provider enrollment
- | Member enrollment
- | COB (coordination of benefits) (for example, verifying a member's other health insurance coverage)
- | Assistance with completing forms
- | Assistance with remittance information and claim denials

- ┆ Policy clarification
- ┆ PA (prior authorization) status
- ┆ Claim status
- ┆ Verifying covered services

Information to Have Ready

When contacting or transferring from WiCall to the call center, callers will be prompted to enter their NPI (National Provider Identifier) or provider ID. Additionally, to facilitate service, providers are recommended to have all pertinent information related to their inquiry on hand when contacting the call center, including:

- ┆ Provider name and NPI or provider ID
- ┆ Member name and ID
- ┆ Claim ICN (internal control number)
- ┆ PA number
- ┆ DOS (date of service)
- ┆ Amount billed
- ┆ RA (Remittance Advice)
- ┆ Procedure code of the service in question
- ┆ Reference to any provider publications that address the inquiry

Call Center Representatives

The ForwardHealth call center representatives are organized to respond to phone calls from providers. Representatives offer assistance and answer inquiries specific to the program (for example, Medicaid, WCDP, or WWWP) or to the service area (for example, pharmacy services, hospital services) in which they are designated.

In addition to trained call center representatives, Provider Services employs an automated tool for assisting callers. The virtual agent is available 24 hours a day, seven days a week to answer questions that do not require a call center representative, such as inquiries related to:

- ┆ Claim status
- ┆ PA status
- ┆ Provider payment status
- ┆ Member enrollment verification

Walk-in Appointments

Walk-in appointments offer face-to-face assistance for providers at the Provider Services office. Providers must schedule an appointment in advance by contacting Provider Services at 800-947-9627. Appointments for in-person provider assistance are available Monday through Friday, 7:30 a.m.-4:00 p.m. (CST), except for state-observed holidays. Providers without an appointment may not receive in-person assistance and may have to schedule an appointment for a later date.

Written Inquiries

Providers may contact Provider Services through the Portal by selecting the "Contact Us" link. Provider Services will respond to the inquiry by the preferred method of response indicated within five business days. All information is transmitted via a secure connection to protect personal health information.

Providers may submit written inquiries to ForwardHealth by mail using the [Written Correspondence Inquiry \(F-01170 \(07/2012\)\)](#) form. The Written Correspondence Inquiry form may be photocopied or downloaded via a link from the Portal. Written

correspondence should be sent to the following address:

ForwardHealth
 Provider Services Written Correspondence
 313 Blettner Blvd
 Madison WI 53784

Providers are encouraged to use the other resources before mailing a written request to ForwardHealth. Provider Services will respond to written inquiries in writing unless otherwise specified.

Topic #4456

Resources Reference Guide

The Provider Services and Resources Reference Guide lists services and resources available to providers and members with contact information and hours of availability.

ForwardHealth Portal	www.forwardhealth.wi.gov/	24 hours a day, seven days a week
Public and secure access to ForwardHealth information with direct link to contact Provider Services for up-to-date access to ForwardHealth programs information, including publications, fee schedules, and forms.		
WiCall Automated Voice Response System	800-947-3544	24 hours a day, seven days a week
WiCall, the ForwardHealth AVR (Automated Voice Response) system, provides responses to the following inquiries:		
<ul style="list-style-type: none"> Checkwrite Claim status PA (prior authorization) Member enrollment 		
ForwardHealth Provider Services Call Center	800-947-9627	Call center representatives: Monday through Friday, 7 a.m. to 6 p.m. (Central time)* Virtual agent: 24 hours a day, seven days a week
To assist providers in the following programs:		
<ul style="list-style-type: none"> BadgerCare Plus Medicaid SeniorCare ADAP (Wisconsin AIDS Drug Assistance Program) WCDP (Wisconsin Chronic Disease Program) Wisconsin Medicaid and BadgerCare Plus Managed Care Programs Wisconsin Well Woman Medicaid WWWP (Wisconsin Well Woman Program) 		

ForwardHealth Portal Helpdesk	866-908-1363	Monday through Friday, 8:30 a.m. to 4:30 p.m. (Central time)*
To assist providers and trading partners with technical questions regarding Portal functions and capabilities, including Portal accounts, registrations, passwords, and submissions through the Portal.		
Electronic Data Interchange Helpdesk	866-416-4979	Monday through Friday, 8:30 a.m. to 4:30 p.m. (Central time)*
For providers, including trading partners, billing services, and clearinghouses with technical questions about the following:		
<ul style="list-style-type: none"> ▮ Electronic transactions ▮ Companion documents ▮ PES (Provider Electronic Solutions) software 		
Managed Care Provider Appeals	800-760-0001, Option 1	Monday through Friday, 7 a.m. to 6 p.m. (Central time)*
To assist BadgerCare Plus/Medicaid SSI (Supplemental Security Income) HMO or Children's Specialty Managed Care PIHP (Prepaid Inpatient Health Plan) providers with questions regarding their appeal status and other general managed care provider appeal information.		
Managed Care Ombudsman Program	800-760-0001	Monday through Friday, 7 a.m. to 6 p.m. (Central time)*
To assist managed care enrollees with questions about enrollment, rights, responsibilities, and general managed care information.		
Member Services	800-362-3002	Monday through Friday, 8 a.m. to 6 p.m. (Central time)*
To assist ForwardHealth members, or persons calling on behalf of members, with program information and requirements, enrollment, finding enrolled providers, and resolving concerns.		
Wisconsin AIDS Drug Assistance Program	800-991-5532	Monday through Friday, 8 a.m. to 4:30 p.m. (Central time)*
To assist ADAP providers and members, or persons calling on behalf of members, with program information and requirements, enrollment, finding enrolled providers, and resolving concerns.		

*With the exception of state-observed holidays.

Portal

Topic #4743

Acute and Primary Managed Care Portal

Information and Functions Through the Portal

The [acute and primary managed care area](#) of the ForwardHealth Portal allows state-contracted HMOs to conduct business with ForwardHealth. The public HMO page offers easy access to key HMO information and web tools. A login is required to access the secure area of the Portal to submit or retrieve account and member information that may be sensitive.

The following information is available through the Portal:

- | Listing of all Medicaid-enrolled providers
- | Coordination of Benefits Extract/Insurance Carrier Master List information updated quarterly
- | Data Warehouse, which is linked from the Portal to Business Objects. The Business Objects function allows for access to MCO (managed care organization) data for long-term care MCOs.
- | Electronic messages
- | Enrollment verification by entering a member ID or SSN (Social Security number) with date of birth and a "from DOS (date of service)" and a "to DOS" range. A transaction number is assigned to track the request.
- | Member search function for retrieving member information such as medical status codes and managed care and Medicare information
- | Provider search function for retrieving provider information such as the address, phone number, provider ID, taxonomy code (if applicable), and provider type and specialty
- | HealthCheck information
- | MCO contact information
- | Technical contact information (Entries may be added via the Portal.)

Topic #4904

Claims and Adjustments Using the ForwardHealth Portal

Providers can [track the status](#) of their submitted claims, [submit individual claims](#), correct errors on claims, copy claims, and determine what claims are in "pay" status on the ForwardHealth Portal. Providers have the ability to [search for and view](#) the status of all their finalized claims, regardless of how they were submitted (i.e., paper, electronic, clearinghouse). If a claim contains an error, providers can correct it on the Portal and resubmit it to ForwardHealth.

Providers can submit an individual claim or adjust a claim through DDE (Direct Data Entry) through the secure Portal.

Topic #8524

Conducting Revalidation Via the ForwardHealth Portal

Providers can conduct [revalidation](#) online via a secure revalidation area of the ForwardHealth Portal.

Topic #4345

Creating a Provider Account

Each provider needs to designate one individual as an administrator of the ForwardHealth Portal account. This user establishes the administrative account once their PIN (personal identification number) is received. The administrative user is responsible for this provider account and can add accounts for other users (clerks) within their organization and assign security roles to clerks that have been established. To establish an administrative account after receiving a PIN, the administrative user is required to follow these steps:

1. Go to the ForwardHealth Portal.
2. Click the **Providers** button.
3. Click **Logging in for the first time?**.
4. Enter the Login ID and PIN. The Login ID is the provider's NPI (National Provider Identifier) or provider number.
5. Click **Setup Account**.
6. At the Account Setup screen, enter the user's information in the required fields. Enter a backup user's information in the required fields.
7. Read the security agreement and click the checkbox to indicate agreement with its contents.
8. Click **Submit** when complete.

Once in the secure Provider area of the Portal, the provider may conduct business online with ForwardHealth via a secure connection. Providers may also perform the following administrative functions from the Provider area of the Portal:

- ┆ Establish accounts and define access levels for clerks
- ┆ Add other organizations to the account
- ┆ Switch organizations

Refer to the Account User Guide on the [User Guides](#) page of the Portal for more detailed instructions on performing these functions.

Topic #16737

Demographic Maintenance Tool

The demographic maintenance tool allows providers to update information online that they are required to keep [current](#) with ForwardHealth. To access the demographic maintenance tool, providers need a ForwardHealth Portal account. After logging into their Portal account, providers should select the Demographic Maintenance link located in the Home Page box on the right side of the secure Provider home page.

Note: The Demographic Maintenance link will only display for administrative accounts or for clerk accounts that have been assigned the Demographic Maintenance role. The [Account User Guide](#) provides specific information about assigning roles.

The demographic maintenance tool contains general panels which are available to all or most providers as well as specific panels which are only available to certain provider types and specialties. The [Demographic Maintenance Tool User Guide](#) provides further information about general and provider-specific panels.

Uploading Supporting Documentation

Providers can upload enrollment-related supporting documentation (e.g., licenses, certifications) using the demographic maintenance tool. Documents in the following formats can be uploaded:

- ┆ JPEG (Joint Photographic Experts Group) (.jpg or .jpeg)
- ┆ PDF (Portable Document Format) (.pdf)

To avoid delays in processing, ForwardHealth strongly encourages providers to upload their documents.

Submitting Information

After making **all** their changes, providers are required to submit their information in order to save it. After submitting information, providers will receive one of the following messages:

- ┆ "Your information was **updated** successfully." This message indicates that providers' files were immediately updated with the changed information.
- ┆ "Your information was **uploaded** successfully." This message indicates that ForwardHealth needs to verify the information before providers' files can be updated. Additionally, an Application Submitted panel will display and indicate next steps.

Verification

ForwardHealth will verify changes within 10 business days of submission. If the changes can be verified, ForwardHealth will update providers' files. In some cases, providers may receive a Change Notification letter indicating what information ForwardHealth updated. Providers should carefully review the Provider File Information Change Summary included with the letter to verify the accuracy of the changes. If any of the changes are inaccurate, providers can correct the information using the demographic maintenance tool. Providers may contact [Provider Services](#) if they have questions regarding the letter.

Regardless of whether or not providers are notified that their provider files were updated, changed information is not considered approved until 10 business days after the information was changed. If the changes cannot be verified within 10 business days, ForwardHealth will notify providers by mail that their provider files were not updated, and providers will need to make corrections using the demographic maintenance tool.

Topic #4340

Designating a Trading Partner to Receive 835 Health Care Claim Payment/Advice Transactions

Providers must designate a trading partner to receive their 835 (835 Health Care Claim Payment/Advice) transaction for ForwardHealth interChange.

Providers who wish to submit their [835](#) designation via the Portal are required to create and establish a provider account to have access to the secure area of the Portal.

To designate a trading partner to receive 835 transactions, providers must first complete the following steps:

1. Access the Portal and log into their secure account by clicking the Provider link/button.
2. Click on the Designate 835 Receiver link on the right-hand side of the secure home page.
3. Enter the identification number of the trading partner that is to receive the 835 in the Trading Partner ID field.
4. Click Save.

Providers who are unable to use the Portal to designate a trading partner to receive 835 transactions may call the [EDI \(Electronic Data Interchange\) Helpdesk](#) or submit a [paper \(Trading Partner 835 Designation, F-13393 \(07/12\)\)](#) form.

Topic #5088

Enrollment Verification

The secure ForwardHealth Portal offers real time member [enrollment verification](#) for all ForwardHealth programs. Providers are able to use this tool to determine:

- | The health care program(s) in which the member is enrolled
- | Whether or not the member is enrolled in a state-contracted MCO (managed care organization)
- | Whether or not the member has any third-party liability, such as Medicare or commercial health insurance
- | Whether or not the member is enrolled in the [Pharmacy Services Lock-In Program](#) and the member's Lock-In pharmacy, primary care provider, and referral providers (if applicable)

Using the Portal to check enrollment may be more effective than calling [WiCall](#) or the EVS (Enrollment Verification System) (although both are available).

Providers are assigned a unique enrollment verification number for each inquiry. Providers can also use the "print screen" function to print a paper copy of enrollment verification inquiries for their records.

Topic #4338

ForwardHealth Portal

Providers, members, trading partners, managed care programs, and partners have access to public **and** secure information through the ForwardHealth Portal.

The Portal has the following areas:

- | Providers (public and secure)
- | Trading Partners
- | Members
- | MCO (managed care organization)
- | Partners

The secure Portal allows providers to conduct business and exchange electronic transactions with ForwardHealth. The public Portal contains general information accessible to all users. Members can access general health care program information and apply for benefits [online](#).

Topic #4441

ForwardHealth Portal Helpdesk

Providers and trading partners may call the [ForwardHealth Portal Helpdesk](#) with technical questions on Portal functions, including their Portal accounts, registrations, passwords, and submissions through the Portal.

Topic #4451

Inquiries to ForwardHealth Via the Portal

Providers are able to contact Provider Services through the ForwardHealth Portal by clicking the [Contact](#) link and entering the

relevant inquiry information, including selecting the preferred method of response (i.e., telephone call or email). Provider Services will respond to the inquiry by the preferred method of response indicated within five business days.

Topic #4400

Internet Connection Speed

ForwardHealth recommends providers have an internet connection that will provide an upload speed of at least 768 Kbps and a download speed of at least 128 Kbps in order to efficiently conduct business with ForwardHealth via the Portal.

For [PES \(Provider Electronic Solutions\)](#) users, ForwardHealth recommends an internet connection that will provide a download speed of at least 128 Kbps for downloading PES software and software updates from the Portal.

These download speeds are generally not available through a dial-up connection.

Topic #4351

Logging in to the Provider Area of the Portal

Once an administrative user's or other user's account is set up, they may log in to the Provider area of the ForwardHealth Portal to conduct business. To log in, the user is required to click the "Provider" link or button, then enter their username and password and click "Go" in the Login to Secure Site box at the right side of the screen.

If a user has forgotten their username, they can recover their username by choosing from the following options:

- | Ask the Portal Helpdesk to do one of the following:
 - | Send the Portal account username to the email account on record.
 - | Verify the request with the designated account backup.
- | Ask the Portal Helpdesk to remove the Portal account's current credentials and create a new account.

Topic #5158

Managed Care Organization Portal Reports

The following reports are generated to MCOs (managed care organizations) through their account on the ForwardHealth MCO Portal:

- | Capitation Payment Listing Report
- | Cost Share Report (long-term MCOs only)
- | Enrollment Reports

MCOs are required to establish a Portal account in order to receive reports from ForwardHealth.

Capitation Payment Listing Report

The Capitation Payment Listing Report provides "payee" MCOs with a detailed listing of the members for whom they receive capitation payments. ForwardHealth interChange creates adjustment transaction information weekly and regular capitation transaction information monthly. The weekly batch report includes regular and adjustment capitation transactions. MCOs have the option of receiving both the Capitation Payment Listing Report and the 820 Payroll Deducted and Other Group Premium Payment for Insurance Products transactions.

Initial Enrollment Roster Report

The Initial Enrollment Roster Report is generated according to the annual schedules detailing the number of new and continuing members enrolled in the MCO and those disenrolled before the next enrollment month.

Final Enrollment Roster Report

The Final Enrollment Roster Report is generated the last business day of each month and includes members who have had a change in status since the initial report and new members who were enrolled after the Initial Enrollment Roster Report was generated.

Other Reports

Additional reports are available for BadgerCare Plus HMOs, SSI HMOs, and long-term MCOs. Some are available via the Portal and some in the secure FTP (file transfer protocol).

Topic #4744

Members ForwardHealth Portal

Members can access ForwardHealth information by going to the ForwardHealth Portal. Members can search through a directory of providers by entering a ZIP code, city, or county. Members can also access all member-related ForwardHealth applications and forms. Members can use [ACCESS](#) to check availability, apply for benefits, check current benefits, and report any changes.

Topic #4344

Obtaining a Personal Identification Number

To establish an account on the ForwardHealth Portal, providers are required to obtain a PIN (personal identification number). The PIN is a unique, nine-digit number assigned by ForwardHealth interChange for the sole purpose of allowing a provider to establish a Portal account. It is used in conjunction with the provider's login ID. Once the Portal account is established, the provider will be prompted to create a username and password for the account, which will subsequently be used to log in to the Portal.

Note: The PIN used to create the provider's Portal account is not the same PIN used for revalidation. Providers will receive a separate PIN for revalidation.

A provider may need to request more than one PIN if he or she is a provider for more than one program or has more than one type of provider enrollment. A separate PIN will be needed for each provider enrollment. Health care providers will need to supply their NPI (National Provider Identifier) and corresponding taxonomy code when requesting an account. Non-healthcare providers will need to supply their unique provider number.

Providers may request a PIN by following these steps:

1. Go to the [Portal](#).
2. Click on the "Providers" link or button.
3. Click the "Request Portal Access" link from the Quick Links box on the right side of the screen.
4. At the Request Portal Access screen, enter the following information:
 - a. Health care providers are required to enter their NPI and click "Search" to display a listing of ForwardHealth

enrollments. Select the correct enrollment for the account. The taxonomy code, ZIP+4 code, and financial payer for that enrollment will be automatically populated. Enter the SSN (Social Security number) or TIN (Tax Identification Number).

- b. Non-healthcare providers are required to enter their provider number, financial payer, and SSN or TIN. (This option should only be used by non-healthcare providers who are exempt from NPI requirements).

The financial payer is one of the following:

- ┆ Medicaid (Medicaid is the financial payer for Wisconsin Medicaid, BadgerCare Plus, and Senior Care.)
- ┆ SSI (Supplemental Security Income)
- ┆ WCDP (Wisconsin Chronic Disease Program)
- ┆ The WWWP (Wisconsin Well Woman Program)

- c. Click **Submit**.
- d. Once the Portal Access Request is successfully completed, ForwardHealth will send a letter with the provider's PIN to the address on file.

Topic #4459

Online Handbook

The Online Handbook gives providers access to all policy and billing information for Wisconsin Medicaid, BadgerCare Plus, ADAP (Wisconsin AIDS Drug Assistance Program), and WCDP (Wisconsin Chronic Disease Program). A secure ForwardHealth Portal account is not required to use the Online Handbook, as it is available to all Portal visitors.

Revisions to Online Handbook information are incorporated after policy changes have been issued in *ForwardHealth Updates*, typically on the policy effective date. The Online Handbook also links to the [Communication Home](#) page, which takes users to ForwardHealth Updates, user guides, and other communication pages.

The Online Handbook is designed to sort information based on user-entered criteria, such as program and provider type. It is organized into sections, chapters, and topics. Sections within each handbook may include the following:

- ┆ Claims
- ┆ Coordination of Benefits
- ┆ Covered and Noncovered Services
- ┆ Managed Care
- ┆ Member Information
- ┆ Prior Authorization
- ┆ Provider Enrollment and Ongoing Responsibilities
- ┆ Reimbursement
- ┆ Resources

Each section consists of separate chapters (for example, claims submission, procedure codes), which contain further detailed information in individual topics.

Search Function

The Online Handbook has a search function that allows providers to search for a specific word, phrase, or topic number within a user type, program, service area, or throughout the entire Online Handbook.

Providers can access the search function by following these steps:

1. Go to the Portal.

2. Click **Online Handbooks** under the Policy and Communication heading.
3. Complete the two drop-down selections at the left to narrow the search by program and service area, if applicable. This is not needed if searching the entire Online Handbook.
4. Enter the word, phrase, or topic number you would like to search.
5. Select **Search within the options selected above** or **Search all handbooks, programs and service areas; or Search by Topic Number**.
6. Click **Search**.

Saving Preferences

Providers can select Save Preferences when performing a search (by service area, section, chapter, topic number) and will receive confirmation that their preferences have been saved. This will save the program (for example, BadgerCare Plus and Medicaid) and service area (for example, Anesthesiologist) combinations that are selected from the drop-down menus. The next time the provider accesses the Online Handbook, they will be taken to their default preferences page. The provider can also click the Preferences Home link, which returns the provider to the saved area of the Online Handbook with their default preferences.

ForwardHealth Publications Archive Area

The Handbook Archives page allows providers to view previous versions of the Online Handbook. Providers can access the archive information area by following these steps:

1. Go to the Portal.
2. Click the **Communication Home** link under the Policy and Communication heading.
3. Click the **Online Handbooks** link on the left sidebar menu.
4. Click on the **ForwardHealth Handbook Archives** link at the bottom of the page.

Topic #5089

Other Business Enhancements Available on the Portal

The secure Provider area of the ForwardHealth Portal enables providers to do the following:

- ▮ Verify member enrollment.
- ▮ View RAs (Remittance Advice).
- ▮ Designate which trading partner is eligible to receive the provider's 835 (835 Health Care Claim Payment/Advice).
- ▮ Update and maintain provider file information. Providers have the choice to indicate separate addresses for different business functions.
- ▮ Receive electronic notifications and provider publications from ForwardHealth.
- ▮ Enroll in EFT (electronic funds transfer).
- ▮ Track provider-submitted PA (prior authorization) requests.

Topic #4911

Portal Account Administrators

Portal administrators are responsible for requesting, creating, and managing accounts to access these features for their organization.

There must be one administrator assigned for each Portal account and all users established for that account. The responsibilities of the Portal administrator include:

- | Ensuring the security and integrity of all user accounts (clerk administrators and clerks) created and associated with their Portal account.
- | Ensuring clerks or clerk administrators are given the appropriate authorizations they need to perform their functions for the provider, trading partner, or MCO (managed care organization).
- | Ensuring that clerks or clerk administrator accounts are removed/deleted promptly when the user leaves the organization.
- | Ensuring that the transactions submitted are valid and recognized by ForwardHealth.
- | Ensuring that all users they establish know and follow security and guidelines as required by HIPAA (Health Insurance Portability Accountability Act of 1996). As Portal administrators establish their Portal account and create accounts for others to access private information, administrators are reminded that all users must comply with HIPAA. The HIPAA privacy and security rules require that the confidentiality, integrity, and availability of PHI (protected health information) are maintained at all times. The HIPAA Privacy Rule provides guidelines governing the disclosure of PHI. The HIPAA Security Rule delineates the security measures to be implemented for the protection of electronic PHI. If Portal administrators have any questions concerning the protection of PHI, visit the Portal for additional information.

Portal administrators have access to all secure functions for their Portal account.

Establish an Administrator Account

All Portal accounts require an administrator account. The administrator is a selected individual who has overall responsibility for management of the account. Therefore, they have complete access to all functions within the specific secure area of their Portal and are permitted to add, remove, and manage other individual roles.

Add Backup Contact Information for Provider Administrator Accounts

Provider administrators must set up a backup contact for their Portal accounts to ensure that requests and changes can be verified as legitimate. Provider administrators will not be able to use the same contact information for both the administrator account and the backup contact.

Topic #4912

Portal Clerk Administrators

A Portal administrator may choose to delegate some of the authority and responsibility for setting up and managing the users within their ForwardHealth Portal account. If so, the Portal administrator may establish a clerk administrator. An administrator or clerk administrator can create, modify, manage or remove clerks for a Portal account. When a clerk is created, the administrator or clerk administrator must grant permissions to the clerks to ensure they have the appropriate access to the functions they will perform. A clerk administrator can only grant permissions that they themselves have. For example, if an administrator gives a clerk administrator permission only for enrollment verification, then the clerk administrator can only establish clerks with enrollment verification permissions.

Even if a Portal administrator chooses to create a clerk administrator and delegate the ability to add, modify, and remove users from the same account, the Portal administrator is still responsible for ensuring the integrity and security of the Portal account.

Topic #4913

Portal Clerks

The administrator (or the clerk administrator if the administrator has granted them authorization) may set up clerks within their ForwardHealth Portal account. Clerks may be assigned one or many roles (i.e., claims, PA (prior authorization), member enrollment verification). Clerks do not have the ability to establish, modify, or remove other accounts.

Once a clerk account is set up, the clerk account does not have to be established again for a separate Portal account. Clerks can easily be assigned a role for different Portal accounts (i.e., different ForwardHealth enrollments). To perform work under a different Portal account for which they have been granted authorization, a clerk can use the "switch org" function and toggle between the Portal accounts to which they have access. Clerks may be granted different authorization in each Portal account (i.e., they may do member enrollment verification for one Portal account, and HealthCheck inquiries for another).

Topic #4740

Public Area of the Provider Portal

The public Provider area of the ForwardHealth Portal offers a variety of important business features and functions that will assist in daily business activities with ForwardHealth programs.

Interactive Maximum Allowable Fee Schedule

Within the Portal, are [maximum allowable fee schedules](#) for most services. Providers can search the interactive maximum allowable fee schedule by a single procedure code, multiple codes, a code range, or by a service area to find the maximum allowable fee. Through the interactive fee schedule, providers also can export their search results for a single code, multiple codes, a code range, or by service area. The downloadable fee schedules, which are updated monthly, are downloadable only by service area as TXT (text) or CSV (comma separated value) files.

ForwardHealth Communications

[ForwardHealth Updates](#) announce changes in policy and coverage, PA (prior authorization) requirements, and claim submission requirements. They communicate new initiatives from the Wisconsin DHS (Department of Health Services) or new requirements from the federal CMS (Centers for Medicare & Medicaid Services) and the Wisconsin state legislature.

Updates reflect current policy at the time of publication; this information may change over time and be revised by a subsequent Update. Update information is added to the ForwardHealth Online Handbook after the Update is posted, unless otherwise noted.

Providers should refer to the Online Handbook for current information. The Online Handbook is the source for current ForwardHealth policy and contains provider-specific information for various services and benefits.

Trainings

Providers can register for all scheduled trainings and view online trainings via the [Trainings](#) page, which contains an up-to-date calendar of all available training. Additionally, providers can view webcasts of select trainings.

Contacting Provider Services

Providers and other Portal users will have an additional option for contacting Provider Services through the Contact link on the Portal. Providers can enter the relevant inquiry information, including selecting the preferred method of response (that is, a phone call or email) the provider wishes to receive back from Provider Services. Provider Services will respond to the inquiry within five business days. Information will be submitted via a secure connection.

Online Enrollment

Providers can speed up the enrollment process for Medicaid by completing a [provider enrollment application](#) via the Portal. Providers can then track their application by entering their ATN (application tracking number) given to them on completion of the

application.

Other Resources Available on the Portal

The public Provider area of the Portal also includes the following features:

- | A "[What's New?](#)" section for providers that links to the latest information posted to the Provider area of the Portal
- | Home page for the provider (Providers have administrative control over their Portal homepage and can grant other employees access to specified areas of the Portal, such as claims and PA.)
- | [Email subscription](#) service for Updates (Providers can register for email subscription to receive notifications of new provider publications via email. Users are able to select, by program and service area, which publication notifications they would like to receive.)
- | A [forms library](#)

Topic #4741

Secure Area of the Provider Portal

Providers can accomplish many processes via the ForwardHealth Portal, including submitting, adjusting, and correcting claims, submitting and amending PA (prior authorization) requests, and verifying enrollment.

Claims and Adjustments Using the Portal

Providers can track the status of their submitted claims, submit individual claims, correct errors on claims, and determine what claims are in "pay" status on the Portal. Providers can search for and view the status of all of their finalized claims, regardless of how they were submitted (i.e., paper, electronic, clearinghouse). If a claim contains an error, providers can correct it on the Portal and resubmit it to ForwardHealth.

Providers can submit an individual claim or adjust a claim via DDE (Direct Data Entry) through the secure Portal.

Submitting PA and Amendment Requests Via the Portal

Nearly all service areas can submit PA requests via the Portal. Providers can do the following:

- | Correct errors on PA or amendment requests via the Portal, regardless of how the PA request was originally submitted
- | View all recently submitted and finalized PA and amendment requests
- | Save a partially completed PA request and finish completing it at a later time (*Note:* providers are required to submit or re-save a PA request within 30 calendar days of the date the PA request was last saved)
- | View all saved PA requests and select any to continue completing or delete
- | View the latest provider review and decision letters
- | Receive messages about PA and amendment requests that have been adjudicated or returned for provider review

Electronic Communications

The secure Portal contains a two-way message center where providers can send and receive electronic notifications as well as receive links to ForwardHealth provider publications. Providers will be able to send secure messages to select Wisconsin DHS (Department of Health Services) groups/staff by selecting a recipient from a drop-down menu; options in the drop-down menu will differ based on the provider's security role. All new messages will be displayed on the provider's secure Portal messages inbox.

Providers can sign up to receive notifications about the availability of new ForwardHealth messages through email, text, or both. After signing up, the user will receive a verification email to register their device. Once registered, providers will receive notifications by the requested method(s).

Enrollment Verification

The secure Portal offers real-time member [enrollment verification](#) for all ForwardHealth programs. Providers are able to use this tool to determine:

- | The health care program(s) in which the member is enrolled
- | Whether or not the member is enrolled in a state-contracted MCO (managed care organization)
- | Whether or not the member has other health insurance (for example, commercial health insurance, Medicare, Medicare Advantage Plans), such as Medicare or commercial health insurance

Using the Portal to check enrollment may be more efficient than calling the AVR (Automated Voice Response) system or the EVS (Enrollment Verification System) (although both are available).

Providers will be assigned a unique enrollment verification number for each inquiry. Providers can also use the "print screen" function to print a paper copy of enrollment verification inquiries for their records.

Other Business Enhancements Available on the Portal

The secure Provider area of the Portal enables providers to do the following:

- | Verify member enrollment.
- | View RAs (Remittance Advices).
- | Designate which trading partner is eligible to receive the provider's 835 (835 Health Care Claim Payment/Advice) transaction.
- | Update and maintain provider file information; providers will have the choice to indicate separate addresses for different business functions.
- | Receive electronic notifications and provider publications from ForwardHealth.
- | Enroll in EFT (electronic funds transfer).
- | Track provider-submitted PA requests.

Topic #4905

Submitting Prior Authorization and Amendment Requests Via the Portal

Nearly all service areas can [submit PA \(prior authorization\)](#) requests via the ForwardHealth Portal. Providers can do the following:

- | [Correct errors](#) on PAs or amendment requests via the Portal, regardless of how the PA was originally submitted.
- | [View all recently submitted](#) and finalized PAs and amendment requests.
- | View the latest provider review and decision letters.
- | [Receive messages](#) about PA and amendment requests that have been adjudicated or returned for provider review.

Topic #4401

System and Browser Requirements

The following table lists the recommended system and browser requirements for using the ForwardHealth Portal. PES (Provider Electronic Solutions) users should note that the Windows-based requirements noted in the table apply; PES cannot be run on Apple-based systems.

Recommended System Requirements	Recommended Browser Requirements
Windows-Based Systems	
Computer with at least a 500Mhz processor, 256 MB of RAM, and 100MB of free disk space	Chrome v. 73 or higher, Edge v. 19 or higher, Firefox v. 38 or higher
Windows XP or higher operating system	
Apple-Based Systems	
Computer running a PowerPC G4 or Intel processor, 512 MB of RAM, and 150MB of free disk space	Chrome v. 73 or higher, Edge v. 19 or higher, Safari v. 14 or higher, Firefox v. 38 or higher
Mac OS X 10.2 or higher operating system	

Topic #4742

Trading Partner Portal

The following information is available on the public [Trading Partners](#) area of the ForwardHealth Portal:

- | Trading partner [testing packets](#)
- | [Trading partner profile](#) submission
- | [PES \(Provider Electronic Solutions\)](#) software and upgrade information
- | EDI (Electronic Data Interchange) [companion guides](#)

In the secure Trading Partners area of the Portal, trading partners can exchange electronic transactions with ForwardHealth.

Trading partners using PES should be sure to enter the web logon and web password associated with the ForwardHealth Trading Partner ID that will be used on PES transactions. Prior to submitting transactions through PES, trading partners must also make sure their trading partner account is entered as the "Default Provider ID" on the Switch Organization page of the secure trading partner account on the Portal.

Training Opportunities

Topic #12757

Training Opportunities

The [Provider Relations representatives](#) conduct training sessions in a variety of formats on both program-specific and topic-specific subjects. There is no fee for attending/accessing these training sessions.

On-Site Sessions

On-site training sessions are offered at various locations (e.g., hotel conference rooms, provider facilities) throughout the state. These training sessions include general all-provider sessions, service-specific and/or topic-specific sessions, and program-specific (such as WCDP (Wisconsin Chronic Disease Program) or the WWWP (Wisconsin Well Woman Program)) sessions.

Registration is required to attend on-site sessions. Online registration is available on the [Trainings](#) page of the Providers area of the Portal.

Online (Real-Time, Web-Based) Sessions

Online (real-time, web-based) training sessions are available and are facilitated through [HPE MyRoom](#). MyRoom sessions are offered on many of the same topics as on-site sessions, but online sessions offer the following advantages:

- ┆ Participants can attend training at their own computers without leaving the office.
- ┆ Sessions are interactive as participants can ask questions during the session.
- ┆ If requested or needed, a session can be quickly organized to cover a specific topic for a small group or office.

For some larger training topics (such as ForwardHealth Portal Fundamentals), the training may be divided into individual modules, with each module focused on a particular subject. This allows participants to customize their training experience.

Registration, including an e-mail address, is required to attend Virtual Room sessions, so important session information can be sent to participants prior to the start of the session. Online registration is available on the [Trainings](#) page of the Portal.

Recorded Webcasts

Recorded Webcasts are available on a variety of topics, including some of the same topics as on-site and online sessions. Like Virtual Room sessions, some recorded Webcasts on larger training topics may be divided into individual Webcast modules, allowing participants to customize their training experience. Recorded Webcasts allow providers to view the training at their convenience on their own computers.

Registration is not required to view a recorded Webcast. Related training materials are available to download and print from the specific [Webcast training session page](#) on the Portal.

Notification of Training Opportunities

In addition to information on the Trainings page of the Portal, upcoming training session information is distributed directly through messages to providers who have secure Portal accounts and to providers who have registered for the ForwardHealth e-mail subscription service.

To sign up for a secure Portal account, click the "Request Portal Access" link in the Quick Links box on the [Provider](#) page of the Portal. To sign up for e-mail subscription, click "Register for E-mail Subscription" in the Quick Links box on the Provider page of the Portal.

Managed Care

9

Archive Date:09/03/2024

Managed Care:Managed Care Information

Topic #401

BadgerCare Plus HMO Program

An HMO is a system of health care providers that provides a comprehensive range of medical services to a group of enrollees. HMOs receive a fixed, prepaid amount per enrollee from ForwardHealth (called a capitation payment) to provide medically necessary services.

BadgerCare Plus HMOs are responsible for providing or arranging all contracted covered medically necessary services to enrollees. BadgerCare Plus members enrolled in state-contracted HMOs are entitled to at least the same benefits as fee-for-service members; however, HMOs may establish their own requirements regarding PA (prior authorization), claims submission, adjudication procedures, etc., which may differ from fee-for-service policies and procedures. BadgerCare Plus HMO network providers should contact their HMO for more information about its policies and procedures.

Topic #16177

Care4Kids Program Overview

Care4Kids is a health care program for children and youth in out-of-home care in Wisconsin. The Care4Kids program will offer comprehensive, coordinated services that are intended to improve the quality and timeliness of and access to health services for these children.

The Care4Kids program will serve children in out-of-home care placements (other than residential care centers) in Kenosha, Milwaukee, Ozaukee, Racine, Washington, and Waukesha counties. Member participation will be voluntary and enrollment will be allowed to continue for up to 12 months after the child leaves the out-of-home care system, as long as the child remains Medicaid-eligible and resides within one of the six counties.

Care4Kids is required to provide at least the same benefits as those provided under fee-for-service arrangements.

Program Administration

Children's Hospital of Wisconsin is currently the only integrated health system certified by ForwardHealth to administer the Care4Kids program. Children's Hospital of Wisconsin will be responsible for providing or arranging for the provision of all services covered under Medicaid, with a small number of exceptions. The services not included in the Care4Kids program will be reimbursed as fee-for-service benefits. Children's Hospital of Wisconsin's integrated network of health care providers, which includes specialty and primary care physicians and clinics within the Children's Hospital System as well as providers who are participating in CCHP (Children's Community Health Plan), is intended to provide coordinated care and services to meet the individualized needs of each of the children enrolled across multiple disciplines, including physical, behavioral health, and dental care.

Care4Kids will be responsible for providing or arranging for the provision of all medically necessary [services covered](#) by Wisconsin Medicaid to enrollees. Providers are required to be part of the CCHP network to get reimbursed by Care4Kids. Providers interested in being a part of the network should contact CCHP. Out-of-network providers are required to call Care4Kids prior to providing services to a Care4Kids enrollee. In situations where emergency medical services are needed, out-of-network providers are required to contact Care4Kids within 24 hours of providing services.

Member Enrollment Verification

Providers should [verify a member's enrollment](#) before providing services to determine if the member is enrolled in Care4Kids. Members enrolled in Care4Kids will present a ForwardHealth member identification card.

Providers verifying enrollment on the ForwardHealth Portal will see Care4Kids under the MC Program heading in the Managed Care Enrollment panel.

For 271 response transactions, Care4Kids enrollment will be identified in the EB segment of the 2110C loop. Identified by "MC" in the EB01, "HM" in the EB04, and "Care4Kids" in the EB05. The MC provider contact information will be reported in the NM1 (name info), N3 (address info), and PER (telephone numbers) segments within the 2120C loop.

The WiCall AVR (automated voice response) system will identify Care4Kids as the state-contracted managed care program in which the member is enrolled.

Contact Information

Providers can contact CCHP at 800-482-8010 for the following:

- ┆ To become part of the CCHP network
- ┆ For coverage policy and procedure information, including PA (prior authorization) and claim submission guidelines, if they are already a Care4Kids network provider

Topic #405

Managed Care

Managed Care refers to the BadgerCare Plus HMO program, the Medicaid SSI HMO program, and the following MLTC (managed long-term care) programs available: Family Care, Family Care Partnership, and PACE (Program of All-Inclusive Care for the Elderly).

The primary goals of the managed care programs are:

- ┆ To improve the quality of member care by providing continuity of care and improved access
- ┆ To reduce the cost of health care through better care management

Topic #402

Managed Care Contracts

The contract between the Wisconsin DHS (Department of Health Services) and the BadgerCare Plus/Medicaid SSI HMO or Children's Specialty Managed Care PIHP (Prepaid Inpatient Health Plan) takes precedence over other ForwardHealth provider publications. Information contained in ForwardHealth publications is used by DHS to resolve disputes regarding covered benefits that cannot be handled internally by HMOs or PIHPs. If there is a conflict, the HMO or PIHP contract prevails. If the contract does not specifically address a situation, Wisconsin Administrative Code ultimately prevails. HMO and PIHP contracts are available on the [Acute and Primary Managed Care page](#) (click the HMO Providers link, then the Resources and Help tab) for HMOs and on the [Children's Specialty Programs page](#) of the ForwardHealth Portal (click the Children's Specialty Managed Care Plans link, then the Policy tab) for PIHPs.

Topic #403

Managed Long-Term Care Programs

Wisconsin Medicaid has several MLTC (managed long-term care) programs that provide services to individuals who are elderly and/or who have disabilities. These members may be eligible to enroll in voluntary regional managed care programs such as Family Care, PACE (Program of All-Inclusive Care for the Elderly), and the Family Care Partnership Program. Additional information about these MLTC programs may be obtained from the Managed Care Organization area of the ForwardHealth Portal.

Topic #404

SSI HMO Program

Medicaid SSI HMOs provide the same benefits as Medicaid fee-for-service (e.g., medical, dental [in certain counties only], mental health/substance abuse, and vision) at no cost to their members through a care management model. Medicaid SSI members and SSI-related Medicaid members may be eligible to enroll in an SSI HMO.

SSI-related Medicaid members receive coverage from Wisconsin Medicaid because of a disability determined by the Disability Determination Bureau.

Member Enrollment

Certain eligible SSI members and SSI-related Medicaid adult members are required to enroll in an SSI HMO. The following groups are excluded from the requirement to enroll in an SSI HMO:

- | Members under 19 years of age
- | Members of a federally recognized tribe
- | Dual eligible members
- | MAPP (Medicaid Purchase Plan) eligible members
- | Members enrolled in a LTC (long-term care) MCO (managed care organization) or waiver program

Continuity of Care

Special provisions are included in the contract for SSI HMOs for continuity of care for SSI members and SSI-related Medicaid members. These provisions include the following:

- | Coverage of services provided by the member's current provider for the first 90 days of enrollment in the SSI program or until the first of the month following completion of an assessment and care plan, whichever comes later. The contracted provider should get a referral from the member's HMO after this.
- | Honoring a PA (prior authorization) that is currently approved by ForwardHealth. The PA must be honored for 90 days or until the month following the HMO's completion of the assessment and care plan, whichever comes later.

To assure payment, non-contracted providers should contact the SSI HMO to confirm claim submission and reimbursement processes. If an SSI HMO is not honoring a PA that is currently approved by ForwardHealth, the provider should first contact the HMO. If the provider is not able to resolve their issue with the HMO, the provider should contact ForwardHealth Provider Services.

For new authorizations during the member's first 90 days of enrollment, the provider is required to follow the SSI HMO's PA process. SSI HMOs may use PA guidelines that differ from fee-for-service guidelines; however, these guidelines may not result in less coverage than fee-for-service.

Care Management

SSI HMO health plans employ a care management model to ensure high-quality care to members. The care management model provides each enrollee with the following:

- | An initial health assessment
- | A comprehensive care plan
- | Assistance in choosing providers and identifying a primary care provider
- | Assistance in accessing social and community services
- | Information about health education programs, treatment options, and follow-up procedures
- | Advocates on staff to assist members in choosing providers and accessing needed care

ForwardHealth requires all SSI HMO health plans to have dedicated care managers to assist providers in meeting the medical care needs of members. SSI HMOs, through their care management teams, will serve as single points of contact for providers who need assistance addressing the health care needs of members, especially those who have multiple points of contact within the health care system.

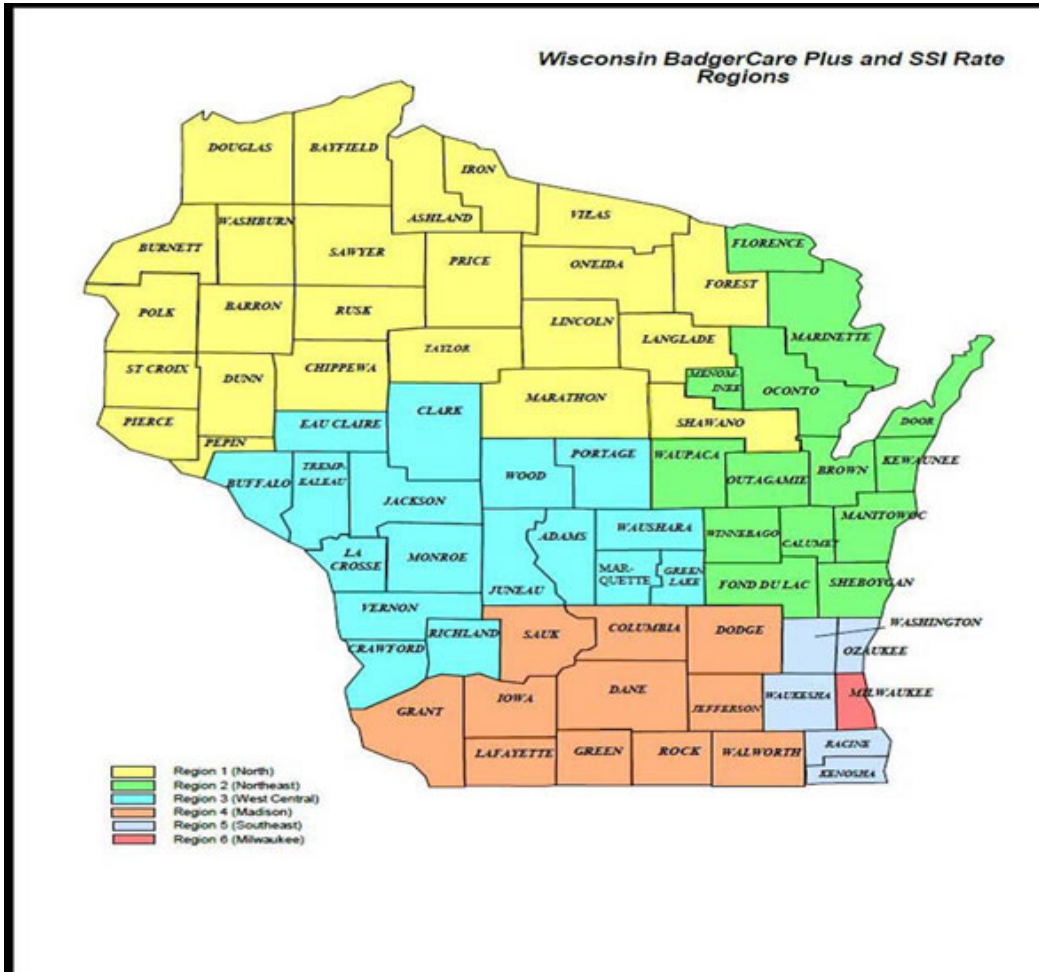
The SSI HMO care management teams will be responsible, when it is deemed appropriate, for notifying primary care providers of members' emergency room visits, hospital discharges, and other major medical events, as well as sharing patient-specific care management plans with appropriate providers to reduce hospital admissions and readmission, to reduce appointment no-shows, and to improve compliance with health care recommendations such as medication regimens.

Topic #20697

SSI Rate Regions

The map below shows the Wisconsin BadgerCare Plus and SSI (Supplemental Security Income) Rate Regions for the SSI HMO Program.

[SSI Rate Regions](#)



Enrollment

Topic #392

Disenrollment and Exemptions

In some situations, a member may be exempt from enrolling in a BadgerCare Plus HMO or Medicaid SSI HMO. Exempted members receive health care under fee-for-service. Exemptions allow members to complete a course of treatment with a provider who is not contracted with BadgerCare Plus HMO or SSI HMOs. For example, in certain circumstances, members seeing a specialist when they are enrolled in an HMO **may** qualify for an exemption if their specialty provider is not in the HMO networks.

The [contracts](#) between the Wisconsin DHS (Department of Health Services) and the HMOs provide more detail on the exemption and disenrollment requirements.

Topic #393

Enrollee Grievances

Enrollees have the right to file grievances about services or benefits provided by a BadgerCare Plus HMO or Medicaid SSI HMO. Enrollees also have the right to file a grievance when the HMO or SSI HMO refuses to provide a service. All HMOs and SSI HMOs are required to have written policies and procedures in place to handle enrollee grievances. Enrollees should be encouraged to work with their HMO's or SSI HMO's customer service department to resolve problems first.

If enrollees are unable to resolve problems by talking to their HMO or SSI HMO, or if they would prefer to speak with someone outside their HMO or SSI HMO, they should contact the [Enrollment Specialist](#) or the [Ombudsman Program](#).

The [contracts](#) between the Wisconsin DHS (Department of Health Services) and the HMO or SSI HMO describes the responsibilities of the HMO or SSI HMO and the DHS regarding enrollee grievances.

Topic #397

Enrollment Eligibility

BadgerCare Plus HMOs

Members enrolled in BadgerCare Plus are eligible for enrollment in a BadgerCare Plus HMO.

An individual who receives Tuberculosis-Related Medicaid, SeniorCare, or Wisconsin Well Woman Medicaid cannot be enrolled in a BadgerCare Plus HMO.

Information about a member's HMO enrollment status and other health insurance (for example, commercial health insurance, Medicare, Medicare Advantage Plans) coverage may be verified by using Wisconsin's [EVS \(Enrollment Verification System\)](#) or the ForwardHealth Portal.

SSI HMOs

Members of the following subprograms are eligible for enrollment in a Medicaid SSI HMO:

- Individuals ages 19 and older who meet the SSI and SSI-related disability criteria
- Dual eligibles for Medicare and Medicaid

Individuals who are living in an institution, nursing home, or participating in a Home and Community-Based Waiver program are not eligible to enroll in an SSI MCO.

Topic #394

Enrollment Periods

BadgerCare Plus HMOs

Eligible enrollees are sent enrollment packets that explain the BadgerCare Plus HMOs and the enrollment process and provide contact information. Once enrolled in a BadgerCare Plus HMO, members may change their HMO assignment within the first 90 days of enrollment in an HMO (whether they chose the HMO or were auto-assigned). If an enrollee no longer meets the criteria, they will be disenrolled from the HMO.

SSI HMOs

Eligible enrollees are sent enrollment packets that explain the Medicaid SSI HMO enrollment process and provide contact information. Once enrolled in an SSI HMO, members may change their HMO assignment within the first 90 days of enrollment in an HMO (whether they chose the HMO or were auto-assigned).

Topic #395

Enrollment Specialist

The [Enrollment Specialist](#) provides objective enrollment, education, outreach, and advocacy services to BadgerCare Plus HMO and Medicaid SSI HMO enrollees. The Enrollment Specialist is a knowledgeable single point of contact for enrollees, solely dedicated to managed care issues. The Enrollment Specialist is not affiliated with any health care agency.

The Enrollment Specialist provides the following services to HMO and SSI HMO enrollees:

- Education regarding the correct use of HMO and SSI HMO benefits
- Telephone and face-to-face support
- Assistance with enrollment, disenrollment, and exemption procedures

Topic #398

Member Enrollment

HMOs

BadgerCare Plus HMO enrollment is either mandatory or voluntary based on ZIP code-defined enrollment areas as follows:

- Mandatory enrollment — Enrollment is mandatory for eligible members who reside in ZIP code areas served by two or more BadgerCare Plus HMOs. Some members may meet criteria for exemption from BadgerCare Plus HMO enrollment.
- Voluntary enrollment — Enrollment is voluntary for members who reside in ZIP code areas served by only one

BadgerCare Plus HMO.

Members living in areas where enrollment is mandatory are encouraged to choose their BadgerCare Plus HMO. Automatic assignment to a BadgerCare Plus HMO occurs if the member does not choose a BadgerCare Plus HMO. In general, all members of a member's immediate family eligible for enrollment must choose the same HMO.

Members in voluntary enrollment areas can choose whether or not to enroll in a BadgerCare Plus HMO. There is no automatic assignment for members who live within ZIP codes where enrollment is voluntary.

SSI HMOs

Medicaid SSI HMO enrollment is either mandatory or voluntary as follows:

- | Mandatory enrollment — Most SSI and SSI-related members are required to enroll in an SSI HMO. A member may choose the SSI HMO in which he or she wishes to enroll.
- | Voluntary enrollment — Some SSI and SSI-related members may choose to enroll in an SSI HMO on a voluntary basis.

Topic #396

Ombudsman Program

The [Ombudsmen](#), or Ombuds, are resources for enrollees who have questions or concerns about their BadgerCare Plus HMO or Medicaid SSI HMO. Ombuds provide advocacy and assistance to help enrollees understand their rights and responsibilities in the grievance and appeal process.

Ombuds can be contacted at the following address:

BadgerCare Plus HMO/Medicaid SSI HMO Ombudsmen
PO Box 6470
Madison WI 53716-0470

Topic #399

Release of Billing or Medical Information

ForwardHealth supports BadgerCare Plus HMO and Medicaid SSI HMO enrollee rights regarding the confidentiality of health care records. ForwardHealth has [specific standards](#) regarding the release of an HMO or SSI HMO enrollee's billing information or medical claim records.

Provider Information

Topic #406

Copayments

Providers cannot charge Medicaid SSI HMO enrollees copayments for covered services except in cases where the Medicaid SSI HMO does not cover services such as dental, chiropractic, and pharmacy. However, even in these cases, providers are prohibited from collecting copayment from members who are exempt from the copayment requirement.

When services are provided through fee-for-service or to members enrolled in a BadgerCare Plus HMO, copayments will apply, except when the member or the service is [exempt from the copayment requirement](#).

Topic #407

Emergencies

Non-network providers may provide services to BadgerCare Plus HMO and Medicaid SSI HMO enrollees in an emergency without authorization or in urgent situations when authorized by the HMO or SSI HMO. The [contract](#) between the Wisconsin DHS (Department of Health Services) and the HMO or SSI HMO defines an emergency situation and includes general payment requirements.

Unless the HMO or SSI HMO has a written agreement with the non-network provider, the HMO or SSI HMO is only liable to the extent fee-for-service would be liable for an emergency situation, as defined in 42 C.F.R. § 438.114. Billing procedures for emergencies may vary depending on the HMO or SSI HMO. For specific billing instructions, non-network providers should always contact the enrollee's HMO or SSI HMO.

Topic #408

Non-network Providers

Providers who do not have a contract with the enrollee's BadgerCare Plus HMO or Medicaid SSI HMO are referred to as non-network providers. (HMO and SSI HMO network providers agree to payment amounts and billing procedures in a contract with the HMO or SSI HMO.) Non-network providers are required to direct enrollees to HMO or SSI HMO network providers except in the following situations:

- ┆ When a non-network provider is treating an HMO or SSI HMO enrollee for an emergency medical condition as defined in the contract between the Wisconsin DHS (Department of Health Services) and the HMO or SSI HMO
- ┆ When the HMO or SSI HMO has authorized (in writing) an out-of-plan referral to a non-network provider
- ┆ When the service is not provided under the HMO's or SSI HMO's contract with the DHS (such as dental, chiropractic, and pharmacy services)

Non-network providers may not serve BadgerCare Plus HMO or Medicaid SSI HMO enrollees as private-pay patients.

Topic #409

Out-of-Area Care

BadgerCare Plus HMOs and Medicaid SSI HMOs may cover medically necessary care provided to enrollees when they travel outside the HMO's or SSI HMO's service area. The HMO or SSI HMO is required to authorize the services before the services are provided, except in cases of [emergency](#). If the HMO or SSI HMO does not authorize the services, the enrollee may be held responsible for the cost of those services.

Topic #410

Provider Participation

Providers interested in participating in a BadgerCare Plus HMO or Medicaid SSI HMO or changing HMO or SSI HMO network affiliations should contact the HMO or SSI HMO for more information. Conditions and terms of participation in an HMO or SSI HMO are pursuant to specific contract agreements between HMOs or SSI HMOs and providers. An HMO or SSI HMO has the right to choose whether or not to contract with any provider but must provide access to Medicaid-covered, medically-necessary services under the scope of their contract for enrolled members. Each HMO may have policies and procedures specific to their provider credentialing and contracting process that providers are required to meet prior to becoming an in-network provider for that HMO.

Topic #411

Referrals

Non-network providers may at times provide services to BadgerCare Plus HMO and Medicaid SSI HMO enrollees on a referral basis. Non-network providers are always required to contact the enrollee's HMO or SSI HMO. Before services are provided, the non-network provider and the HMO or SSI HMO should discuss and agree upon billing procedures and fees for all referrals. Non-network providers and HMOs or SSI HMOs should document the details of any referral in writing before services are provided.

Billing procedures for out-of-plan referrals may vary depending on the HMO or SSI HMO. For specific billing instructions, non-network providers should always contact the enrollee's HMO or SSI HMO.

Topic #412

Services Not Provided by HMOs or SSI HMOs

If an enrollee's BadgerCare Plus HMO or Medicaid SSI HMO benefit package does not include a covered service, such as chiropractic or dental services, any Medicaid-enrolled provider may provide the service to the enrollee and submit claims to fee-for-service.

Covered and Noncovered Services

Topic #16197

Care4Kids Program Benefit Package

Covered Services

Members enrolled in the [Care4Kids program](#) are eligible to receive all medically necessary services covered under Wisconsin Medicaid; however, Care4Kids will have the flexibility to provide services in a manner that best meets the unique needs of children in out-of-home care, including streamlining PA (prior authorization) requirements and offering select services in home settings. Members will also be allowed to go to any Medicaid-enrolled provider for emergency medical services or family planning services.

Noncovered Services

The following services are not provided as covered benefits through the Care4Kids program, but can be reimbursed for eligible Medicaid members on a fee-for-service basis:

- | Behavioral treatment
- | Chiropractic services
- | CRS (Community Recovery Services)
- | CSP (Community Support Programs)
- | CCS (Comprehensive Community Services)
- | Crisis intervention services
- | Directly observed therapy for individuals with tuberculosis
- | MTM (Medication therapy management)
- | NEMT (Non-emergency medical transportation) services
- | Prescription and over-the-counter drugs and diabetic supplies dispensed by the pharmacy
- | [Physician-administered drugs](#) and their administration, and the administration of [Synagis](#)
- | SBS (School-based services)
- | Targeted case management

Children's Hospital of Wisconsin will establish working relationships, defined in writing through a memorandum of understanding, with providers of the following services:

- | CSP
- | CCS
- | Crisis intervention services
- | SBS
- | Targeted case management services

Providers of these services must coordinate with Care4Kids to help assure continuity of care, eliminate duplication, and reduce fragmentation of services.

Topic #390

Covered Services

HMOs

HMOs are required to provide at least the same benefits as those provided under fee-for-service arrangements. Although ForwardHealth requires contracted HMOs and Medicaid SSI HMOs to provide all medically necessary covered services, the following services may be provided by BadgerCare Plus HMOs at their discretion:

- | Dental
- | Chiropractic

If the HMO does not include these services in their benefit package, the enrollee receives the services on a fee-for-service basis.

Topic #391

Noncovered Services

The following are not covered by BadgerCare Plus HMOs or Medicaid SSI HMOs but are provided to enrollees on a fee-for-service basis, provided the service is covered for the member and is medically necessary:

- | Behavioral treatment
- | County-based mental health programs, including CRS (Community Recovery Services), CSP (Community Support Program) benefits, and crisis intervention services
- | Environmental lead investigation services provided through local health departments
- | CCC (child care coordination) services provided through county-based programs
- | Pharmacy services and diabetic supplies
- | PNCC (prenatal care coordination) services
- | Physician-administered drugs

Note: The [Physician-Administered Drugs Carve-Out Procedure Codes table](#) indicates the status of procedure codes considered under the physician-administered drugs carve-out policy.

- | SBS (school-based services)
- | Targeted case management services
- | NEMT (non-emergency medical transportation) services
- | DOT (directly observed therapy) and monitoring for TB (tuberculosis)-Only Services

Providers that render these services to an SSI HMO member are required to submit claims directly to ForwardHealth on a fee-for-service basis.

Note: Members enrolled in an SSI HMO are not eligible for targeted case management services.

Prior Authorization

Topic #400

Prior Authorization Procedures

BadgerCare Plus HMOs and Medicaid SSI HMOs may develop PA (prior authorization) guidelines that differ from fee-for-service guidelines. However, the application of such guidelines may not result in less coverage than fee-for-service. Contact the enrollee's HMO or SSI HMO for more information regarding PA procedures.

Claims

Topic #384

Appeals to BadgerCare Plus/Medicaid SSI HMOs and Children's Specialty Managed Care PIHPs

BadgerCare Plus/Medicaid SSI HMO and Children's Specialty Managed Care PIHP (Prepaid Inpatient Health Plan) contracted and non-contracted providers are required to first file an appeal directly with the HMO/PIHP after the initial payment denial or reduction. Providers should refer to their signed contract with the HMO/PIHP or the HMO's/PIHP's website for specific filing timelines and responsibilities (for example, PA (prior authorization), claim filing timelines, and coordination of benefits requirements) pertaining to filing a claim reconsideration and/or filing a formal appeal. The provider's signed contract with the HMO/PIHP may dictate the final decision. Filing a claim reconsideration is not the same as filing a formal appeal.

Appeal documents must reach the HMO/PIHP within the time frame established by the HMO/PIHP. Special care should be taken to ensure the documents reach the HMO/PIHP by the timely, filing deadline by allowing enough time for U.S. Postal Service mail handling or by using a verifiable delivery method (for example, secure Portal, fax, certified mail, or secure email).

The HMO/PIHP has 45 calendar days to respond in writing to a formal appeal. The HMO/PIHP decides whether to pay the claim and sends a letter stating this decision. If the HMO/PIHP does not respond in writing within 45 calendar days or the provider is dissatisfied with the HMO's/PIHP's response, the provider may submit an appeal to ForwardHealth through the [Provider Appeals portal](#) within 60 calendar days from the end of the 45 calendar day timeline or the date of the HMO/PIHP response.

Topic #385

Appeals to ForwardHealth

ForwardHealth **will not review** appeals that were not first made to the [BadgerCare Plus/Medicaid SSI HMO or Children's Specialty Managed Care PIHP \(Prepaid Inpatient Health Plan\)](#). If a provider sends an appeal directly to ForwardHealth without first filing it with the HMO/PIHP, the appeal will be returned to the provider., and the payment denial or reduction will be upheld.

The provider has 60 calendar days to file an appeal with ForwardHealth after the HMO/PIHP either does not respond in writing within 45 calendar days, or if the provider is dissatisfied with the HMO/PIHP response.

Appeals will only be reviewed for enrollees who were eligible for and who were enrolled in an HMO/PIHP on the DOS (date of service) in question.

Once all pertinent information is received, ForwardHealth has 45 calendar days to make a final decision. The provider and the HMO/PIHP will be notified by ForwardHealth of the final decision. If the decision is in the provider's favor, the HMO/PIHP is required to pay the provider within 45 calendar days of the final decision. The decision is final, and all parties are required to abide by the decision.

Providers are required to submit an appeal to ForwardHealth through the [Provider Appeals portal](#).

How to Begin Using the Provider Appeals Portal

Providers who contract with a BadgerCare Plus/Medicaid SSI HMO or Children's Specialty Managed Care PIHP and who need to appeal a claim decision will be required to register and set up a Provider Appeals portal account. Note: This portal account is separate from a provider's secure ForwardHealth Portal account.

To register for a Provider Appeals portal account, providers and HMOs/PIHPs can access the [Provider Appeals portal](#). Providers are required to complete and submit the registration form, available by clicking either the HMO Registration or Provider Registration button (as applicable) on the Provider Appeals portal home page. Examples of information required to complete the registration process include the following:

- | The provider's Medicaid ID or both their NPI (National Provider Identifier) and taxonomy code
- | Provider zip+4 code
- | DOS for the appeal
- | Contact information (name, email, phone number) for the person registering

Once ForwardHealth receives and processes the registration form, an account login ID and associated PIN (provider identification number) will be created. Providers will receive an email message with their Provider Appeals portal login ID and will receive their PIN information in a mailed letter.

Note: Third party administrators and out-of-state providers must call the EDI (Electronic Data Interchange) Helpdesk at 866-417-4979 or send an email to vedswiedi@wisconsin.gov to begin registration.

More information on registering for and using the Provider Appeals portal and additional portal resources, including the Provider Appeals Portal User Guide, is [available](#).

Portal Functionality

Providers can use the ForwardHealth appeals process through the Provider Appeals portal after exhausting the HMO/PIHP payment dispute process. Providers are required to use the Provider Appeals portal to:

- | Submit an appeal to ForwardHealth for a BadgerCare Plus/Medicaid SSI HMO or Children's Specialty Managed Care PIHP claim payment denial or reduced payment.
- | Submit documentation.
- | Check the status of an appeal.
- | Respond to requests for additional information.
- | View decision notices.

For assistance regarding submission of an appeal through the ForwardHealth Portal, providers can call the ForwardHealth Managed Care Unit at 800-760-0001, option 1.

Required Documentation

When submitting an appeal to ForwardHealth through the Provider Appeals portal, the following documentation must be submitted/attached in required fields:

- | The original claim submitted to the HMO/PIHP and all corrected claims submitted to the HMO/PIHP
- | All of the HMO's/PIHP's payment denial remittances showing the dates of denial and reason codes with descriptions of the exact reasons for the claim denial
- | The provider's written appeal to the HMO/PIHP
- | The HMO's/PIHP's response to the appeal
- | Relevant medical documentation for appeals regarding coding issues or emergency determination that supports the appeal (Providers should only submit relevant documentation that supports the appeal. Large medical records submitted with no indication of where supporting information is found will not be reviewed.)

- Any contract language that supports the provider's appeal with the exact language that supports overturning the payment denial indicated (Contract language submitted with no indication of where supporting information is found will not be reviewed, and the denial will be upheld.)
- Any other documentation that supports the appeal (for example, commercial insurance Explanation of Benefits/Explanation of Payment to support Wisconsin Medicaid as the payer of last resort)

Only relevant documentation should be included.

Appeal Decisions

A decision to uphold the HMO's/PIHP's original payment denial or to overturn the denial will be made based on the documentation submitted to ForwardHealth for review. Failure to submit the required documentation or submitting incomplete, insufficient, or illegible documentation may lead to the original denial being upheld. The decision to overturn an HMO's/PIHP's denial must be clearly supported by the documentation.

If the HMO/PIHP subsequently overturns their original denial and reprocesses and pays the claim for which an appeal has been submitted, providers must contact the ForwardHealth Managed Care Unit at 800-760-0001, option 1, and request that the appeal be withdrawn.

To check on the status of an appeal submitted to ForwardHealth, providers can:

- Access the [Provider Appeals portal](#).
- Call the ForwardHealth Managed Care Unit at 800-760-0001, option 1.

Topic #386

Claims Submission

BadgerCare Plus/Medicaid SSI HMOs and Children's Specialty Managed Care PIHPs (Prepaid Inpatient Health Plans) have requirements for timely filing of claims, and providers are required to follow the HMO/PIHP claims submission guidelines for each organization. Providers should contact the enrollee's HMO/PIHP for organization-specific submission deadlines.

Topic #387

Extraordinary Claims

Extraordinary claims are BadgerCare Plus or Medicaid claims for a BadgerCare Plus/Medicaid SSI HMO or Children's Specialty Managed Care PIHP (Prepaid Inpatient Health Plan) enrollee that have been denied by an HMO/PIHP but may be paid as fee-for-service claims.

The following are some examples of extraordinary claims situations:

- The enrollee was not enrolled in an HMO/PIHP at the time they were admitted to an inpatient hospital, but then they enrolled in an HMO/PIHP during the hospital stay. In this case, all claims related to the stay (including physician claims) should be submitted to fee-for-service. For the physician claims associated with the inpatient hospital stay, the provider is required to include the date of admittance and date of discharge in Item Number 18 of the paper 1500 Health Insurance Claim Form ((02/12)).
- The claims are for orthodontia/prosthodontia services that began before HMO/PIHP coverage. The provider must include a record with the claim indicating when the bands were placed.

Submitting Extraordinary Claims

When submitting an extraordinary claim, providers must include the following:

- ┆ A legible copy of the completed claim form in accordance with billing guidelines
- ┆ A letter detailing the problem, any claim denials, and any steps taken to correct the situation
- ┆ A copy of the [Explanation of Medical Benefits form](#) as applicable

Submit extraordinary claims to:

ForwardHealth
Managed Care Extraordinary Claims
PO Box 6470
Madison WI 53716-0470

Topic #388

Medicaid as Payer of Last Resort

Wisconsin Medicaid is the payer of last resort for [most](#) covered services, even when a member is enrolled in a BadgerCare Plus/Medicaid SSI HMO or Children's Specialty Managed Care PIHP (Prepaid Inpatient Health Plan). Before submitting claims to HMOs/PIHPs, providers are required to submit claims to other health insurance sources. Providers should contact the enrollee's HMO/PIHP for more information about billing other health insurance sources.

Topic #389

Provider Appeals

When a BadgerCare Plus/Medicaid SSI HMO or Children's Specialty Managed Care PIHP (Prepaid Inpatient Health Plan) denies a provider's claim, the HMO/PIHP is required to send the provider a notice informing them of the right to file an appeal.

An HMO/PIHP network or non-network provider may file an appeal to the HMO/PIHP when:

- ┆ A claim submitted to the HMO/PIHP is denied payment.
- ┆ The full amount of a submitted claim is not paid.

Providers are required to [file an appeal with the HMO/PIHP](#) **before** filing an appeal with ForwardHealth.

Electronic Visit Verification

10

Archive Date:09/03/2024

Electronic Visit Verification:Claims

Topic #21737

Billing for Time Worked

For ease of use, DHS (the Wisconsin Department of Health Services) allows workers to check in to a visit using an EVV (electronic visit verification) system when they arrive and check out just prior to leaving. During the time of the visit, however, the worker may take a break or may perform services outside the scope of the personal care or home health services being billed, which are noncovered. The provider must only bill for the time spent providing covered personal care or home health services.

For example, if a worker checked in at 9 a.m. and checked out at 1 p.m., but during that time took a half-hour lunch break, the units/minutes billed must only include the time spent directly providing services.

Note: Providers may require workers to check out of their EVV system during the time they are not providing an EVV service.

Topic #21719

Group Visits

Group visits in the DHS (Wisconsin Department of Health Services)-provided EVV (electronic visit verification) system allow a single worker to provide services in a group setting to multiple individuals without having to check in to and out of an EVV system multiple times. A worker may capture a visit as a group visit when all the following are true:

- | The worker is providing services to multiple individuals in a single visit.
- | The individuals are at the same location.
- | The individuals have the same program payer (for example, DHS, HMO, MCO (managed care organization) or IRIS (Include, Respect, I Self-Direct) FEA (fiscal employer agency)).

Note: If there are multiple workers providing services to a single member at the same time, each worker must check in and check out for their shift as usual. This is not considered a group visit.

Topic #21838

Modifier for Live-in Workers

Claims involving live-in workers are identified with a KX modifier. Once a PA (prior authorization) is on file with an identified live-in worker, claims for services provided by a live-in worker who is not required to use an EVV (electronic visit verification) system must include the KX modifier.

If the PA on file does not identify a live-in worker, claims with a KX modifier indicating a live-in will not match the authorization and will be denied.

Providers should use the KX modifier to identify services provided by a live-in worker. Claims with the KX modifier do not require EVV (electronic visit verification).

Conversely, providers should submit claims for services provided by a non-live-in worker, or by a live-in worker who is required by the provider agency to use an EVV system, without the KX modifier. Claims without the KX modifier do require EVV.

To submit claims for a day when both a live-in worker exempt from using an EVV system and a worker who is not exempt provide services on the same day, the claim should be submitted as two separate detail line items, with the KX modifier for the exempt (live-in) worker only. The detail line items will not deny due to duplication because one of the lines will have the KX modifier and the other will not.

See [Personal Care Live-in Workers](#) for more information.

Topic #21817

Rounding Policies

When calculating units from data collected using EVV (electronic visit verification), the EVV system uses the same rounding logic required for providers per ForwardHealth policy. For example, for all services provided to a member (for the same billing provider) on a particular day (regardless of the number of workers assisting the member) the time is summed and rounded to the nearest unit for billing the DOS (date of service). Refer to [Billing for Personal Care Services Provided](#) and [Units of Service](#) in the Personal Care service area for more information on personal care services unit rounding. Refer to the [Units of Service](#) topic in the Home Health service area for more information about private duty nursing unit rounding. As a reminder, the number of units billed for the week should not exceed the units/minutes of care provided or authorized.

Topic #21717

Travel Time

Travel time for fee-for-service personal care services is not subject to EVV (electronic visit verification) requirements.

Topic #22858

Claim Edits

When DHS (the Wisconsin Department of Health Services) receives a claim or encounter detail that requires use of an EVV (electronic visit verification) system, the DHS system will confirm that EVV data exists for the claim and will validate that data for each applicable detail on the claim. To avoid delays in claim adjudication, providers should confirm that all applicable EVV visits for claims are in a verified status prior to submitting a claim.

There are two system edits that look for corresponding data:

1. The first EVV claim edit compares:
 - Billing provider
 - Member Medicaid ID
 - Detail procedure code
 - DOS (date of services)
2. The second EVV claim edit compares the units of time billed to the units of time captured by EVV.

If there is no EVV data corresponding to the criteria required in the first edit, the claim detail will suspend and the claim will recycle through the system for up to two days.

If a detail passes the first EVV system edit, it will continue on to the second EVV system edit where the units of time billed are compared to the units of time captured in EVV. The EVV units should be equal to or greater than the units billed to pass this second edit.

Topic #21718

Overnight Visits

When a single visit covers more than one DOS (date of service) (for example, a visit starting Monday at 8 p.m. and ending Tuesday at 6 a.m.), workers using an EVV (electronic visit verification) system should check in and check out at the beginning and end of a shift as they normally would.

Visits Lasting Longer Than 24 Hours

The DHS (Wisconsin Department of Health Services) EVV system will automatically check out a worker after 25 hours. For this reason, visits that last longer than 25 continuous hours will require a worker to check in again to continue the visit.

Alternate EVV systems may not be subject to these limitations. Providers using an alternate EVV system should seek guidance from their EVV vendor.

Topic #22857

Span Billing

Span billing is when one claim detail is submitted for services given over multiple consecutive days. DHS (the Wisconsin Department of Health Services) requires that certain conditions be met in order for claims using span billing to be processed correctly. This is especially important when billing for services that require EVV (electronic visit verification) information, because the units of service captured using an EVV system must be equal to or greater than the units of service billed on the claim.

To be compliant with existing DHS span billing policy, the procedure code, revenue code, modifier, and units billed must all be the same for each date included in the date span. Unless the billed units for every day in the date span are identical, providers should bill each DOS (date of service) as a separate claim detail to avoid denials.

When processing claims using span billing, DHS calculates the units billed per day by dividing the total units in the date span by the number of days in the span. The result is the calculated units for every day of the span.

DHS policy requires that, for each day in the span, there be at least as many EVV units as calculated units.

For example, if a provider bills 15 units for three days as a single claim detail, there must be at least five EVV units for each of the three days in the date span. If the EVV units were captured as six units on Monday, five units on Tuesday, and four units on Wednesday, the date span detail would not be compliant with DHS policy because Wednesday does not have at least five EVV units. Therefore, the entire claim detail for the three days would be denied.

Providers should check with their HMO or MCO (managed care organization) to confirm their span billing policy.

General EVV Information

Topic #21757

An Overview

EVV (electronic visit verification) uses technology to make sure that members receive the services they need. Workers check in at the beginning and check out at the end of each visit, using a smartphone or tablet, landline or fixed VoIP (Voice over Internet Protocol) phone, or fixed device. The EVV system captures six key pieces of information:

Workers use an EVV system to capture:

- | Who receives the service.
- | Who provides the service.
- | What service is provided.
- | Where the service is provided.
- | The date of the service.
- | The time the service begins and ends.

Topic #22859

Record of Care and Timekeeping

Providers may choose whether to use an EVV (electronic visit verification) system to capture record of care or timekeeping or continue to use their current method of documentation. Record of care and timekeeping expectations and requirements have not changed. All elements of record of care that workers are otherwise required to document must still be documented if the worker uses an EVV system to capture record of care.

Required Electronic Visit Verification Information for Record of Care	
Every worker providing services that require EVV must capture:	<ol style="list-style-type: none"> 1. Who receives the service. 2. Who provides the service. 3. What service is provided. 4. Where the service is provided. 5. Date of service. 6. Time in and out.
Workers using an EVV system to document record of care must also capture:	<ol style="list-style-type: none"> 7. Tasks performed during the visit. 8. Verification from the member that the services were provided (via electronic signature or voice recording)

If a member cannot verify services with a signature or voice recording, the provider must maintain documentation about why.

Workers using a mobile app for EVV, such as the SMC (Sandata Mobile Connect) app, can use the Notes section to record information that would otherwise appear in the record of care and/or timesheet. However, urgent information (for example, a

significant change in the member's condition) must still be communicated outside the EVV system where it can be promptly addressed.

Topic #21697

Personal Care Service Codes

EVV (electronic visit verification) is required for Medicaid-covered personal care services. Specifically, impacted services are those billed under the following service codes:

- | T1019 (Personal care services, per 15 minutes)
- | T1020 (Personal care services, per day)
- | S5125 (Supportive home care, per 15 minutes)
- | S5126 (Supportive home care, per day)
- | 99509 (Home visit for assistance with activities of daily living and personal care [per visit])

Claims for services that require EVV must have required EVV data in order to be paid. Detail units billed exceeding the verified EVV visit units collected will be denied.

Note: [Live-in workers](#) may be exempt from using EVV for T1019, T1020, S5125, and S5126. Workers must always collect EVV information for 99509, even if they live with a member.

EVV System Technology and Use

Topic #21837

Alternate EVV Systems

An alternate EVV (electronic visit verification) system is an EVV data collection system that is not provided by DHS (the Wisconsin Department of Health Services). Providers can choose to use either the DHS-provided Sandata EVV system or an alternate EVV data collection system.

Providers who choose to use an [alternate EVV system](#) must complete the alternate EVV certification process. The steps and amount of time needed in the certification process will depend on the alternate EVV system selected and whether Sandata has already certified the EVV vendor for use in Wisconsin. The certification and set-up process may take up to three months to complete.

Topic #22860

Power Outage and Electronic Visit Verification System Outage Policy

For claims for visits that occurred during a power or system outage lasting more than 24 hours, providers may do one of the following:

- ▮ Manually enter EVV (electronic visit verification) visit information.
- ▮ Use the UC modifier on detail lines for visits without EVV information. The UC modifier will allow the claim to bypass the EVV claim edits and be paid even though there is no corresponding EVV information associated to it.

Providers must be able to show proof of an outage upon request. All other policies and documentation requirements, including billing, record of care, and timesheets, remain in effect.

A power outage is defined as a utility failure where electricity or telephone service is unexpectedly unavailable. Acceptable proof of a power outage may include documentation from the local utility company or from a publicly available database.

An EVV system outage is defined as any widespread technological failure that prevents multiple workers from using the collection methods available with their EVV system. This policy applies both to Sandata and to alternate EVV systems. A record of Sandata outages can be found on the [DHS \(Wisconsin Department of Health Services\) EVV home page](#). Providers using alternate EVV should contact their alternate EVV system vendor for proof of outages.

Topic #21878

The Wisconsin Department of Health Services' EVV System

DHS's (the Wisconsin Department of Health Services) chosen EVV (electronic visit verification) solution, offered through a vendor called Sandata, may be used by all DHS programs, providers, and program payers. DHS provides the Sandata EVV

system's functionality free of charge to providers and program payers. Providers and program payers do not have to purchase an EVV system if they elect to use the DHS-provided EVV system. Sandata's collection technologies are available in multiple languages for both workers and members.

For the DHS EVV system, a worker uses one of three EVV technologies to collect information at the beginning and end of each visit: the SMC (Sandata Mobile Connect) app, TVV (telephonic visit verification), or FVV (fixed visit verification).

Note: Different data collection technologies can be used to check in and out of the same visit. For example, if a worker checks in to a visit using the SMC app but finds that their phone's battery has died by the end of the visit, they could check out using TVV via the member's landline or fixed VoIP (Voice over Internet Protocol) home phone.

Mobile Visit Verification With the Sandata Mobile Connect App

The preferred method of visit data collection is through the SMC mobile app available for Android or iOS. This application collects data with or without an internet connection at the time the service is provided. The SMC app can be used on a smartphone or tablet. This app captures the required data and stores the data securely. When the worker later logs in and connects to the internet, the SMC app transmits the collected visit information. The SMC app uses the GPS to capture location information only at the start and end of a visit.

Telephonic Visit Verification

TVV uses automatic number identification technology to collect visit location information. TVV confirms the location of the landline or fixed VoIP phone in the same way the 911 system does. For this reason, a landline or fixed VoIP phone (not a smartphone) must be used to call in to the Sandata EVV system. The member's home landline or fixed VoIP phone number is associated with the member in the Sandata system.

Fixed Visit Verification

FVV uses a small electronic device that is attached to a surface in the home and generates codes containing visit data. The FVV device captures the EVV visit, but doesn't report the EVV visit information. Instead, the worker has to make note of the check in and check out codes generated by the device and then call them in to a TVV line when they have access to a phone.

FVV devices are the data collection method of last resort. A device should only be requested by the provider if services are anticipated to be authorized for more than 60 days and all the following criteria are met:

- ┆ The member does not have a landline or fixed VoIP home phone.
- ┆ The worker does not have a smartphone or tablet that would support the SMC app.
- ┆ The member does not have a smartphone or tablet that would support the SMC app.
- ┆ The member has a smartphone or tablet, but it is not available for EVV purposes.

Providers may request a device through the Sandata EVV portal. The provider will be required to attest that the situation meets the above criteria and that the device will remain in the home of the member. Devices will be sent directly to the member's home address with instructions for the member and the worker. The device must be affixed to a surface within the member's home. One device is needed per member, per provider.

The following FVV criteria may also apply:

- ┆ If a member is receiving EVV services from more than one provider, the member will need a device for each provider.
- ┆ If a member changes providers, a new device must be requested for the new member and provider combination.
- ┆ If the member moves to a new home, the member should take the device to the new home if they will not be changing their provider.

Devices must be returned to Sandata if the worker has access to another EVV method, the member is no longer authorized to receive services, or the provider is no longer authorized to provide the services. To return the device, the provider agency should contact [Wisconsin EVV Customer Care](#). Customer Care will send a return package directly to the member's home. DHS will monitor the usage of devices. If the device is not used for three months, DHS will request the return of the device.

If a device is lost, stolen, or damaged, the provider should contact Wisconsin EVV Customer Care to request a new device. A replacement device will be issued from Sandata. Until the replacement device is received, the provider will need to manually enter the EVV data and keep records that support the need for manual entry.

The DHS OIG (Office of the Inspector General) monitors the use of FVV devices.

EVV Data Submission Hardware and Services

Hardware and services for submitting data to the DHS-provided Sandata EVV system must be provided by the provider, worker, or member, with the exception of the device used in FVV. Depending on the technology used, hardware and services may include:

- | Smartphones
- | Tablets
- | Cell service
- | Wi-Fi
- | Data use
- | Landline or fixed VoIP phones
- | Landline or fixed VoIP phone service

DHS recognizes that access to technology in the homes of members varies across the state. The methods used by the DHS-provided Sandata EVV system to collect visit data do not require cell or Wi-Fi service at the time of service. The provider, worker, and member can choose the technology that is best suited to the member's needs and local conditions.

In some cases, the hardware and services may already be present at the service location. DHS encourages providers to work on agreeable arrangements with workers and members for use of these resources where available.

Providers and program payers should consult with an attorney for specific labor law questions regarding employee use of resources.

Coverage of a device or internet service for EVV purposes is not reimbursable under any program.

DHS also uses the Sandata aggregator, a technology that allows an [alternate EVV system](#) (that is, a system not provided by DHS) to connect with the DHS. Alternate EVV systems send a provider's EVV visit information to the Sandata aggregator where providers can verify EVV visit information was received and that visits are in a verified status. The Sandata aggregator feeds all EVV visit information to DHS. DHS processes the visits and sends files to payers on a daily basis

Provider Agency and Worker Identification

Topic #21777

Personal Care Live-in Workers

Because of their unique circumstances, some live-in workers are not required by DHS (the Wisconsin Department of Health Services) to use an EVV (electronic visit verification) system. Although DHS may not require EVV use for these workers, provider agencies may independently require live-in workers to use EVV.

Live-In Worker Definition

For the purposes of EVV, a live-in worker is a worker who meets one of the following requirements:

- ┆ The worker permanently resides in the same residence as the member or participant receiving services.
- ┆ The worker permanently resides in a two-residence dwelling (such as a duplex) where the member or participant receiving services lives in the other half of the dwelling and is a relative of the member or participant receiving services. A relative is defined as a person related, to any extent, by blood, adoption, or marriage, to the member or participant.
- ┆ If a member has parents or guardians that live in separate homes, and the member resides in each home at regularly scheduled intervals, each parent or guardian is considered a live-in worker for EVV purposes.

Workers who do not meet the definition described above are not considered live-in workers. For example:

- ┆ Workers who temporarily live with the member receiving services for only a short period of time are not considered live-in workers.
- ┆ Workers who work 24-hour shifts but are not residing with the member on a permanent basis are not considered live-in workers.

Permanent Residency

Permanent residency is determined by the worker being able to produce documentation that shows the worker's name and current residential address and demonstrates that they meet one of the definitions of a live-in worker. The worker may use the documentation from either column of the following table. For example, a live-in worker may present a residential lease or a household bill and a bank statement. Two bank statements would not be acceptable proof. Two different household bills (for example, a gas bill and a water bill), would be acceptable proof. Documents proving residency must show the worker's name and current address.

Permanent Residency Documentation	
ONE of the following	TWO TYPES of the following
<ul style="list-style-type: none"> ┆ Current and valid State of Wisconsin driver's license or state ID card ┆ Other current official ID card or license issued by a governmental body or unit ┆ Real estate tax bill or receipt for the current year ┆ Residential lease for the current year ┆ Check or other document issued by a unit of government 	<ul style="list-style-type: none"> ┆ Household bill (for example, gas, electric, phone service, cable, internet, water, trash, or similar bill) from the past three months ┆ Current or past month's bank statement ┆ Current or past month's paycheck or paystub

within the last three months	
------------------------------	--

Live-in worker status must be established between each member and worker. When a worker provides services to more than one member with whom they permanently reside, live-in worker status must be validated for each member.

Permanent residency documentation for fee for service is sent in with an [Electronic Visit Verification Live-In Worker Identification \(F-02717 \(04/23\)\)](#) form.

Prior Authorizations

Providers must submit an Electronic Visit Verification Live-In Worker Identification form with supporting documentation when they submit their fee-for-service PA request for live-in workers who will not be required to use EVV.

PAs for members with live-in workers will be approved with two line-items: one with the KX modifier to accommodate services provided by a live-in worker, and one without the KX modifier to accommodate services that may be provided by a non-live-in worker. The total number of approved units can be used for either a live-in worker or a non-live-in worker.

Claims Submission

Once a PA is on file with a live-in worker identified, claims for services provided by a live-in worker when the provider does not require the live-in worker to use an EVV system must include the KX modifier. If the PA on file does not identify a live-in worker, claims with a KX modifier indicating a live-in will not match the authorization and will be denied.

Providers should use the KX modifier to identify services provided by a live-in worker. Claims with the KX modifier do not require EVV information.

Conversely, providers should submit claims for services provided by non-live-in workers, or live-in workers who are required to use an EVV system by the provider agency, without the KX modifier. Claims without the KX modifier do require EVV information.

Topic #21857

Provider Agency Identification Numbers

For EVV (electronic visit verification) visit information to be correctly associated to claims and encounters, DHS (the Wisconsin Department of Health Services) requires all providers to have a unique provider ID number regardless of the EVV system used.

Medicaid-enrolled providers use their Medicaid ID for EVV. Although Medicaid-enrolled providers do not need to take further action for their business to be identified for EVV, they do need to [identify their workers](#).

Non-Medicaid-enrolled providers will need to request a provider agency ID through the ForwardHealth Portal. Step-by-step instructions can be found in the [Electronic Visit Verification Portal Functionality User Guide](#).

Providers may continue to use their NPI (national provider identifier) for authorization and billing.

Note: In-state and out-of-state providers must be enrolled through either the [Medicaid/Border Status Provider Enrollment](#) or the [Medicaid In-State Emergency/Out-of-State Enrollment](#) application on the ForwardHealth Portal.

Topic #21797

Worker Identification Numbers

Every worker who provides personal care or home health care services is required to have a unique worker ID number from the ForwardHealth Portal, regardless of which EVV (electronic visit verification) system they use. Independent nurses are considered both workers and providers, and are required to have both IDs.

Workers are assigned one ID that can be used to associate them to multiple providers. Providers are required to maintain worker information, including disassociating workers who no longer work with the agency. Providers may refer to the [Electronic Visit Verification Portal Functionality User Guide](#) for instructions on associating, maintaining, and disassociating worker IDs. It is the responsibility of each provider to use the secure ForwardHealth Portal to maintain an accurate and complete list of workers who provide EVV services to members.

Topic #23118

Live-In Workers

Because of their unique circumstances, some live-in workers are not required by Wisconsin DHS (Department of Health Services) to use EVV. However, all workers are required to be identified and verified by their providers. Live-in workers need worker ID numbers even if they are not required to use EVV.

Note: Although DHS may not require EVV use for these workers, HMOs, MCOs (managed care organizations), and providers may independently require live-in workers to use EVV.

Verification and Validation of Data

Topic #21858

Data Corrections

Administrative users of the DHS (Wisconsin Department of Health Services)-provided Sandata EVV (electronic visit verification) system may correct exceptions (errors or omissions) to EVV data. In the DHS-provided Sandata EVV system, providers can log into the Sandata EVV portal to identify exceptions that are preventing visit data from being verified. The administrator can acknowledge or correct these exceptions to move the visit into a verified status. Only verified visits are later matched with claims.

All corrections to EVV visit information, including those made through an alternate EVV system, require an associated reason code to explain why the EVV data was created or changed. Corrections applied to the EVV data are monitored by DHS. The provider must retain and maintain documentation of the reason for the correction, per CMS (Centers for Medicare & Medicaid Services). The DHS OIG (Office of the Inspector General) monitors corrected exceptions for valid EVV data.

Topic #21860

Data Validation

Once an EVV (electronic visit verification) visit is in a [verified](#) status, the provider or program payer can submit the claim or encounter. DHS (the Wisconsin Department of Health Services) then systematically matches claim or encounter data to EVV data to ensure that each service has corresponding EVV data to support payment. This process is called validation.

The following claim information is compared to the EVV data:

- | Member ID
- | Provider ID
- | Service Code
- | DOS (date of service)
- | Billed units

Topic #21859

Data Verification

Providers and program payers are responsible for ensuring EVV (electronic visit verification) data is collected and in a verified status prior to a claim or encounter being submitted. All visits must be in a verified status before Sandata sends the visit information to DHS (the Wisconsin Department of Health Services).

Services are considered verified by the DHS EVV system when all the following information is captured:

- | Who received the service
- | Who provided the service
- | What service was provided
- | The date of the service
- | The time the service begins and ends

To assist with data verification, providers and program payers using the DHS-provided Sandata EVV system must assign administrative users to the Sandata EVV portal. Administrative users can make manual edits to add or modify visit data if information is missing or inaccurate.

Topic #23018

Communication About Missing Information

For providers billing fee-for-service Medicaid, ForwardHealth uses EOB (explanation of benefits) messages to indicate EVV information that is missing, is inadequate, or does not meet the required matching criteria. Providers should review these EOB messages for information on errors that need to be corrected.

Topic #21861

Manual Time Entry

All EVV (electronic visit verification) services are required to have complete EVV data in order to be in a [verified](#) status. In the circumstance that a visit was not electronically captured at the time of the visit, such as with member retroactive enrollment, the provider may manually enter the visit information. For the DHS (Wisconsin Department of Health Services)-provided EVV system, providers enter this information using the Sandata EVV portal. Providers using an alternate EVV system should check with their vendor on how to manually capture a visit.

Manually entered visits should only be used when absolutely necessary. All manually entered visits require an associated reason code. The provider must retain and maintain documentation of the reason for the manual entry. The DHS OIG (Office of the Inspector General) monitors manually entered visits.

Resources

Topic #21877

Wisconsin EVV Customer Care and Other Resources

Wisconsin EVV (electronic visit verification) Customer Care is a call center devoted solely to supporting EVV. Providers, program administrators, program payers, members, and workers may receive support from this contact center.

Wisconsin EVV Customer Care manages all EVV-related program and technical calls, including those related to implementation and ongoing operations. Provider Services and Member Services call centers do not support EVV.

Email support: VDXC.ContactEVV@wisconsin.gov

Phone support: 833-931-2035

Hours of operation: Monday–Friday, 7 a.m. to 6 p.m. CT

More information about EVV can be found at the following sources:

[EVV webpage](#)

[EVV FAQs](#)

[Electronic Visit Verification Portal Functionality User Guide](#)

[Training resources](#)