

Certification and Ongoing Responsibilities

1

Archive Date:04/01/2009

Certification and Ongoing Responsibilities: Certification

Agency Certification Process

Wisconsin Medicaid provides a [flow chart](#) that illustrates the certification process for agencies providing mental health and substance abuse services.

Agency Requirements

Prior to obtaining Wisconsin Medicaid certification, mental health and substance abuse providers are required to be certified by the DHS, DQA. Local county or tribal agencies that request billing-only status do not need to be certified by the DQA.

Additional services provided by mental health and substance abuse providers are shown in italics in the following table. These services are included because they can be provided to recipients by mental health and substance abuse service providers, but some of the services can also be provided to other target populations by other types of providers.

Service	Type of Agency	Function of the Provider's NPI	Certification Requirements				
			Division of Quality Assurance	Wisconsin Medicaid	Section of Certification Application to Be Completed*	Local County or Tribal Agency Required?	Additional Requirements
<i>Central Nervous System Assessments/ Tests</i>	Agency Providing the Service	Outpatient mental health clinic billing/rendering NPI	The agency is required to obtain a Wisconsin DHS certificate to provide outpatient mental health services as authorized under DHS 61.91-61.98 , Wis. Admin. Code (which meets Wisconsin Medicaid's DHS 105 , Wis. Admin. Code, requirement).	The agency is required to do the following: <ul style="list-style-type: none"> • Have a DQA certificate on file. • Complete and submit a Mental Health/Substance Abuse Agency Certification Application. An allowable Medicaid rendering provider is required to perform the service (psychiatrist or Ph.D. psychologist). 	Mental Health Outpatient Services	No	No
				The agency is required to complete and submit a Mental Health/Substance			

	Agency Only Allowed to Bill for the Service	Outpatient mental health clinic billing NPI	Not required	Abuse Agency Certification Application to be a billing-only provider for an outpatient mental health clinic. An allowable Medicaid rendering provider is required to perform the service (psychiatrist or Ph.D. psychologist).	Mental Health Outpatient Services	Yes	No
Health and Behavior Assessment/ Intervention	Agency Providing the Service	Outpatient mental health facility billing/rendering NPI	The agency is required to obtain a Wisconsin DHS certificate to provide outpatient mental health services as authorized under DHS 61.91-61.98 , Wis. Admin. Code (which meets Wisconsin Medicaid's DHS 105 , Wis. Admin. Code, requirement).	The agency is required to do the following: <ul style="list-style-type: none"> • Have a DQA certificate on file. • Complete and submit a Mental Health/Substance Abuse Agency Certification Application. An allowable Medicaid rendering provider is required to perform the service (Master's level psychotherapist, Ph.D. psychologist, or psychiatrist). 	Mental Health Outpatient Services	No	No
	Agency Only Allowed to Bill for the Service	Outpatient mental health facility billing NPI	Not required	The agency is required to complete and submit a Mental Health/Substance Abuse Agency Certification Application to be a billing-only provider for an outpatient mental health clinic. An allowable Medicaid rendering provider is required to perform the service.	Mental Health Outpatient Services	Yes	No
		Outpatient mental health billing/rendering	The agency is required to obtain a Wisconsin DHS certificate to provide outpatient mental health services as	The agency is required to do the following: <ul style="list-style-type: none"> • Have a DQA certificate on file. • Complete and submit a Mental Health/Substance Abuse Agency Certification 	Mental Health Outpatient	No	No

<p>Outpatient Mental Health Services (Evaluation, Psychotherapy, Pharmacologic Management)</p>	<p>Agency Providing the Service</p>	<p>NPI</p>	<p>authorized under DHS 61.91-61.98, Wis. Admin. Code (which meets Wisconsin Medicaid's DHS 105, Wis. Admin. Code, requirement).</p>	<p>Application. An allowable Medicaid rendering provider is required to perform the service.</p>	<p>Services</p>		
		<p>Hospitals will receive one of the following:</p> <ul style="list-style-type: none"> • Outpatient mental health clinic billing/rendering NPI. • Outpatient hospital number. 		<p>Hospitals are required to complete one of the following:</p> <ul style="list-style-type: none"> • The Hospital Certification Packet if billing as an outpatient hospital (using revenue codes on the UB-04 claim form). Outpatient hospitals utilizing Master's level therapists are required to be certified as a DQA-certified mental health clinic under DHS 61.91-61.98, Wis. Admin. Code. Only covered services provided by an approved hospital facility are eligible for payment under Medicaid's outpatient hospital payment formula. Medicaid defines "hospital facility" as the physical entity, surveyed and approved by the Division of Supportive Living, DQA, under ch. 50, Wis. Stats. • The Mental Health/Substance Abuse Agency Certification Application if billing as a certified outpatient mental 	<p>Not a section of the Mental Health/ Substance Abuse Agency Certification Application. Complete the Hospital Certification Application.</p>	<p>No</p>	<p>No</p>

				health clinic (using procedure codes on the 1500 Health Insurance Claim Form).			
	Agency Only Allowed to Bill for the Service	Outpatient mental health clinic billing/rendering NPI	Not required	The agency is required to complete and submit a Mental Health/Substance Abuse Agency Certification Application to be a billing-only provider for outpatient mental health services. An allowable Medicaid rendering provider is required to perform the service.	Mental Health Outpatient Services	Yes	No

* These are sections of the Medicaid Mental Health/Substance Abuse Agency Certification Application.

** For this service, the Medicaid state share is paid by counties and tribes. Wisconsin Medicaid is funded by a combination of state/local and federal funds. Federal funding, approximately 60 percent of the total share, can be accessed only when the remaining 40 percent is covered by state or local funds. The state contributes the 40 percent matching funds for most Medicaid-covered services, but several mental health/substance abuse services are covered with local matching funds.

Border Status Providers

A provider in a state that borders Wisconsin may be eligible for border-status certification. Border-status providers need to notify ForwardHealth in writing that it is common practice for members in a particular area of Wisconsin to seek their medical services.

Exceptions to this policy include:

- Nursing homes and public entities (e.g., cities, counties) outside Wisconsin are not eligible for border status.
- All out-of-state independent laboratories are eligible to be border-status providers regardless of location in the United States.

Providers who have been denied Medicaid certification in their own state are automatically denied certification by Wisconsin Medicaid unless they were denied because the services they provide are not a covered benefit in their state.

Certified border-status providers are subject to the same program requirements as in-state providers, including coverage of services and PA and claims submission procedures. Reimbursement is made in accordance with ForwardHealth policies.

For more information about out-of-state providers, refer to [DHS 105.48](#), Wis. Admin. Code.

CLIA Certification or Waiver

Congress implemented CLIA to improve the quality and safety of laboratory services. CLIA requires *all* laboratories and providers performing tests for health assessment or for the diagnosis, prevention, or treatment of disease or health impairment to comply with specific federal quality standards.

CLIA Enrollment

The federal CMS sends CLIA enrollment information to ForwardHealth. The enrollment information includes CLIA identification numbers for all current laboratory sites. ForwardHealth verifies that laboratories are CLIA certified before Medicaid grants certification.

CLIA Regulations

ForwardHealth complies with the following federal regulations as initially published and subsequently updated:

- Public Health Service Clinical Laboratory Improvement Amendments of 1988.
- Title 42 CFR Part 493, Laboratory Requirements.

Scope of CLIA

CLIA governs all laboratory operations including the following:

- Accreditation.
- Certification.
- Fees.
- Patient test management.
- Personnel qualifications.
- Proficiency testing.
- Quality assurance.
- Quality control.
- Records and information systems.
- Sanctions.
- Test methods, equipment, instrumentation, reagents, materials, supplies.
- Tests performed.

CLIA regulations apply to *all* providers who perform laboratory services, including, but not limited to, the following:

- Clinics.
- HealthCheck providers.
- Independent clinical laboratories.
- Nurse midwives.
- Nurse practitioners.
- Osteopaths.
- Physician assistants.
- Physicians.
- Rural health clinics.

CLIA Certification Types

The CMS regulations require providers to have a CLIA certificate that indicates the laboratory is qualified to perform a category of tests.

Clinics or groups with a single group billing certification, but multiple CLIA numbers for different laboratories, may wish to contact [Provider Services](#) to discuss various certification options. The CMS issues five types of certificates for laboratories:

1. *Waiver certificate.* This certificate allows a laboratory to perform waived tests only. The CMS Web site identifies the most current list of [waived procedures](#). BadgerCare Plus identifies allowable waived procedures in [maximum allowable fee schedules](#).
2. *Provider-performed microscopy procedures certificate.* This certificate allows a physician, mid-level practitioner (i.e., nurse midwife, nurse practitioner, or physician assistant licensed by the state of Wisconsin), or dentist to perform microscopy and waived procedures only. The CMS Web site identifies the most current list of [CLIA-allowable provider-performed microscopy procedures](#). BadgerCare Plus identifies allowable provider-performed microscopy procedures in fee schedules.
3. *Registration certificate.* This certificate allows a laboratory to conduct moderate- or high-complexity tests until the laboratory is determined to be in compliance through a CMS survey performed by the Wisconsin state agency for CLIA.
4. *Compliance certificate.* This certificate is issued to a laboratory (for moderate- and/or high-complexity tests) after criterion performed by the state agency finds the laboratory in compliance with all applicable complexity-level requirements.
5. *Accreditation certificate.* This certificate is issued on the basis of the laboratory's accreditation by a CMS-approved accreditation

organization. The six major approved accreditation organizations are:

- JCAHO.
- CAP.
- COLA.
- American Osteopathic Association.
- American Association of Blood Banks.
- ASHI.

Applying for CLIA Certification

Use the CMS 116 CLIA application to apply for program certificates. Providers may obtain CMS 116 forms from the [CMS Web site](#) or from the following address:

Division of Quality Assurance
Clinical Laboratory Unit
Ste 300
2917 International La
Madison WI 53704

Providers Required to Report Changes

Providers are required to notify the Clinical Laboratory Unit in writing within 30 days of any change(s) in ownership, name, location, or director. Also, providers are required to notify the Clinical Laboratory Unit of changes in certificate types immediately and within six months when a specialty/subspecialty is added or deleted. Providers may reach the Clinical Laboratory Unit at (608) 243-2023.

Categories of Certification

Wisconsin Medicaid certifies providers in four billing categories. Each billing category has specific designated uses and restrictions. These categories include the following:

- Billing/rendering provider.
- Rendering provider.
- Group billing that requires a rendering provider.
- Group billing that does not require a rendering provider.

Providers should refer to their certification materials or to service-specific information in the Online Handbook to identify what types of certification categories they may apply for or be assigned.

Billing/Rendering Provider

Certification as billing/rendering provider allows providers to identify themselves on claims (and other forms) as either the provider billing for the services or the provider rendering the services.

Rendering Provider

Certification as a rendering provider is given to those providers who practice under the professional supervision of another provider (e.g., physician assistants). Providers with a rendering provider certification cannot submit claims to ForwardHealth directly, but have reimbursement rates established for their provider type. Claims for services provided by a rendering provider must include the supervising provider or group provider as the billing provider.

Group Billing

Certification as a group billing provider is issued primarily as an accounting convenience. This allows a group billing provider to receive one

reimbursement, one RA, and the 835 transaction for covered services rendered by individual providers within the group.

Group Billing That Requires a Rendering Provider

Individual providers within certain groups are required to be Medicaid certified because these groups are required to identify the provider who rendered the service on claims. Claims indicating these group billing providers that are submitted without a rendering provider are denied.

Group Billing That Does Not Require a Rendering Provider

Other groups (e.g., physician pathology, radiology groups, and rehabilitation agencies) are not required to indicate a rendering provider on claims.

Group billing providers should refer to their certification materials or to service-specific information in the Online Handbook to determine whether or not a rendering provider is required on claims.

Certification Application

To participate in Wisconsin Medicaid, providers are required to be certified by Wisconsin Medicaid as described in [DHS 105](#), Wis. Admin. Code. Providers certified by Wisconsin Medicaid may render services to members enrolled in Wisconsin Medicaid, BadgerCare Plus, and SeniorCare.

Providers interested in becoming certified by Wisconsin Medicaid are required to complete a provider application that consists of the following forms and information:

- General certification information.
- Certification requirements.
- TOR.
- Provider application.
- Provider Agreement and Acknowledgement of Terms of Participation.
- Other forms related to certification.

Providers may submit certification applications by mail or through the [ForwardHealth Portal](#).

General Certification Information

This section of the provider application contains information on contacting ForwardHealth, certification effective dates, notification of certification decisions, provider agreements, and terms of reimbursement.

Certification Requirements

Wisconsin Administrative Code contains requirements that providers must meet in order to be certified with Wisconsin Medicaid; applicable Administrative Code requirements and any special certification materials for the applicant's provider type are included in the certification requirements document.

To become Medicaid certified, providers are required to do the following:

- Meet all certification requirements for their provider type.
- Submit a properly completed provider application, provider agreement, and other forms, as applicable, that are included in the certification packet.

Providers should carefully complete the certification materials and send all applicable documents demonstrating that they meet the stated Medicaid certification criteria. Providers may call [Provider Services](#) for assistance with completing these materials.

Terms of Reimbursement

Wisconsin Medicaid certification materials include Wisconsin Medicaid's TOR, which describes the methodology by which providers are reimbursed for services provided to BadgerCare Plus, Medicaid, and SeniorCare members. Providers should retain a copy of the TOR in their files. TOR are subject to change during a certification period.

Provider Application

A key part of the certification process is the completion of the Wisconsin Medicaid Provider Application. On the provider application, the applicant furnishes contact, address, provider type and specialty, license, and other information needed by Wisconsin Medicaid to make a certification determination.

Provider Agreement and Acknowledgement of Terms of Participation

As part of the application for certification, providers are required to sign a provider agreement with the DHS. Providers applying for certification through the Portal will be required to print, sign and date, and send the provider agreement to Wisconsin Medicaid. Providers who complete a paper provider application will need to sign and date the provider agreement and submit it with the other certification materials.

By signing a provider agreement, the provider certifies that the provider and each person employed by the provider, for the purpose of providing services, holds all licenses or similar entitlements and meets other requirements specified in [DHS 101](#) through [DHS 109](#), Wis. Admin. Code, and required by federal or state statute, regulation, or rule for the provision of the service.

The provider's certification to participate in Wisconsin Medicaid may be terminated by the provider as provided at [DHS 106.05](#), Wis. Admin. Code, or by the DHS upon grounds set forth in [DHS 106.06](#), Wis. Admin. Code.

This provider agreement remains in effect as long as the provider is certified to participate in Wisconsin Medicaid.

Individual vs. Agency Certification

Providers can choose from the following certification packets for mental health and substance abuse services:

- Wisconsin Medicaid Mental Health/Substance Abuse Individual Certification Packet (physicians should use the Wisconsin Medicaid Physician/Osteopath/Physician Assistant Certification Packet).
- Wisconsin Medicaid Mental Health/Substance Abuse Agency Certification Packet.

Completing Certification Applications

Health care providers are required to include their NPI on the certification application.

Note: Obtaining an NPI does not replace the Wisconsin Medicaid certification process.

Portal Submission

Providers may apply for Medicaid certification directly through the [ForwardHealth Portal](#). Though the provider certification application is available via the public Portal, the data are entered and transmitted through a secure connection to protect personal data. Applying for certification through the Portal offers the following benefits:

- Fewer returned applications. Providers who apply through the Portal are taken through a series of screens that are designed to guide them through the application process. This ensures that required information is captured and therefore reduces the instances of applications returned for missing or incomplete information.
- Instant submission. At the end of the online application process, applicants instantly submit their application to ForwardHealth and are given an ATN to use in tracking the status of their application.

- Indicates documentation requirements. At the end of the online process, applicants are also given detailed instructions about what actions are needed to complete the application process. For example, the applicant will be instructed to print the provider agreement and any additional forms that Wisconsin Medicaid must receive on paper and indicates whether supplemental information (e.g., transcripts, copy of license) is required. Applicants are also able to save a copy of the application for their records.

Paper Submission

Providers may also submit provider applications on paper. To request a paper provider application, providers should do one of the following:

- Contact [Provider Services](#).
- Click the "Contact Us" link on the Portal and send the request via e-mail.
- Send a request in writing to the following address:

ForwardHealth
 Provider Maintenance
 6406 Bridge Rd
 Madison WI 53784-0006

Written requests for certification materials must include the following:

- The number of provider applications requested and each applicant's/provider's name, address, and telephone number (a provider application must be completed for each applicant/provider).
- The provider's NPI (for health care providers) that corresponds to the type of application being requested.
- The program for which certification is requested (Wisconsin Medicaid).
- The type of provider (e.g., physician, physician clinic or group, speech-language pathologist, hospital) or the type of services the provider intends to provide.

Paper provider applications are assigned an ATN at the time the materials are requested. As a result, examples of the provider application are available on the Portal for reference purposes only. These examples should not be downloaded and submitted to Wisconsin Medicaid. For the same reason, providers are not able to make copies of a single paper provider application and submit them for multiple applicants. These policies allow Wisconsin Medicaid to efficiently process and track certifications and assign effective dates.

Once completed, providers should mail certification materials to the address indicated on the application cover letter. Sending certification materials to any other Wisconsin Medicaid address may cause a delay.

Outpatient Mental Health Certification Applications

To be reimbursed for outpatient mental health services, a provider is first required to be certified by the DQA DHS for outpatient mental health treatment under [DHS 61.91-61.98](#), Wis. Admin. Code. For information regarding this certification, providers may contact the DQA, DHS by telephone at (608) 261-0658 or by mail at the following address:

Division of Quality Assurance Department of Health Services
 Behavioral Health Certification Section
 PO Box 2969
 Madison WI 53701-2969

A provider meeting DQA, DHS certification should do the following to obtain Medicaid certification.

Agencies should complete the [Wisconsin Medicaid Mental Health/Substance Abuse Agency Certification Packet](#).

Individuals should complete the [Wisconsin Medicaid Mental Health/Substance Abuse Individual Packet](#). Individual outpatient mental health providers working in certified clinics must obtain and maintain individual Medicaid certification.

Effective Date of Medicaid Certification

When assigning an initial effective date, ForwardHealth follows these regulations:

1. The date the provider submits his or her online provider application to ForwardHealth or contacts ForwardHealth for a paper application is the earliest effective date possible and will be the initial effective date if the following are true:
 - The provider meets all applicable licensure, certification, authorization, or other credential requirements as a prerequisite for Wisconsin Medicaid on the date of notification. Providers should not hold their application for pending licensure, Medicare, or other required certification but submit it to ForwardHealth. ForwardHealth will keep the provider's application on file and providers should send ForwardHealth proof of eligibility documents immediately, once available, for continued processing.
 - ForwardHealth received the provider agreement and any supplemental documentation within 30 days of submission of the online provider application.
 - ForwardHealth received the paper application within 30 days of the date the paper application was mailed.
2. If ForwardHealth receives the provider agreement and any applicable supplemental documents more than 30 days after the provider submitted the online application or receives the paper application more than 30 days after the date the paper application was mailed, the provider's effective date will be the date the complete application was received at ForwardHealth.
3. If ForwardHealth receives the provider's application within the 30-day deadline described above and it is incomplete or unclear, the provider will be granted one 30-day extension to respond to ForwardHealth's request for additional information. ForwardHealth must receive a response to the request for additional information within 30 days from the date on the letter requesting the missing information or item(s). This extension allows the provider additional time to obtain proof of eligibility (such as license verification, transcripts, or other certification).
4. If the provider does not send complete information within the original 30-day deadline or 30-day extension, the initial effective date will be based on the date ForwardHealth receives the complete and accurate application materials.

Group Certification Effective Dates

Group billing certifications (formerly called group billing provider numbers) are given as a billing convenience. Groups (except providers of mental health services) may submit a written request to obtain group billing certification with a certification effective date back 365 days from the effective date assigned. Providers should mail requests to backdate group billing certification to the following address:

ForwardHealth
 Provider Maintenance
 6406 Bridge Rd
 Madison WI 53784-0006

Request for Change of Effective Date

If providers believe their initial certification effective date is incorrect, they may request a review of the effective date. The request should include documentation that indicates the certification criteria that were incorrectly considered. Requests for changes in certification effective dates should be sent to Provider Maintenance.

Medicare Enrollment

ForwardHealth requires certain types of providers to be enrolled in Medicare as a condition for Medicaid certification. This requirement is specified in the certification materials for these provider groups.

The enrollment process for Medicare is separate from Wisconsin Medicaid's certification process. Providers applying for Medicare enrollment *and* Medicaid certification are encouraged to apply for Wisconsin Medicaid certification at the same time they apply for Medicare enrollment, even though Medicare enrollment must be finalized first. By applying for Medicare enrollment and Medicaid certification simultaneously, it may be possible for ForwardHealth to assign a Medicaid certification effective date that is the same as the Medicare enrollment date.

Individual Certification Process

Wisconsin Medicaid provides a [flow chart](#) to illustrate the certification process for Master's-level psychotherapists providing mental health services.

Individual Requirements

Individuals providing mental health and substance abuse services should refer to the following tables for the types of providers who may perform specific mental health and substance abuse services (first table) and for a list of professionals, prerequisites, and Medicaid certification requirements (second table). This list includes psychiatrists and Ph.D. psychologists who perform in private practice. These providers may submit claims as well as perform these services. Psychiatrists and Ph.D. psychologists may also work within certified programs as defined in these tables.

Services provided by Master's-level psychotherapists, substance abuse counselors, and narcotic treatment nurses must be billed under the billing NPI of the agency for which they work; their NPI indicates they are the rendering provider.

Additional services provided by mental health and substance abuse service providers are italicized in the following tables. These services are included because they can be provided to members by mental health and substance abuse services providers, but some of the services can also be provided to other target populations by other types of providers.

Services Requiring Certification of Individual Professionals

Service	Allowable Individual Provider
Adult Mental Health Day Treatment Services	N/A
<i>Case Management (Mental Health/Substance Abuse)</i>	Refer to the Case Management Service Area .
<i>Central Nervous System Assessments/Tests</i>	Ph.D. Psychologist
	Psychiatrist
	Pediatrician
	Neurologist
Child/Adolescent Day Treatment Services (HealthCheck "Other Services")	N/A
<i>Clozapine Management</i>	Physician
Community Support Program Services	N/A
Comprehensive Community Services	N/A
Crisis Intervention Services	N/A
<i>Health and Behavior Assessment/Intervention</i>	Master's-Level Psychotherapist
	Ph.D. Psychologist
	Psychiatrist
In-Home Mental Health/Substance Abuse Treatment Services for Children (HealthCheck "Other Services")	Substance Abuse Counselor Without Master's Degree (In situations where substance abuse counseling is the only service provided.)
	Substance Abuse Counselor with Master's Degree (In situations where substance abuse counseling is the only service provided.)
	Master's-Level Psychotherapist (Second team member is approved through the PA process.)
	Psychiatrist
	Ph.D. Psychologist
	Substance Abuse Counselor without Master's degree

Narcotic Treatment Services	Substance Abuse Counselor with Master's degree
	Registered Substance Abuse Counselor
	Narcotic Treatment Nurse
	Ph.D. Psychologist
Outpatient Mental Health Services (Evaluation, Psychotherapy, Pharmacologic Management)	Master's-Level Psychotherapist
	Ph.D. Psychologist
	Psychiatrist
Outpatient Mental Health and/or Substance Abuse Services in the Home or Community for Adults	Substance Abuse Counselor Without Master's Degree
	Substance Abuse Counselor with Master's Degree
	Master's-Level Psychotherapist
	Psychiatrist
	Ph.D. Psychologist
Outpatient Substance Abuse Services	Substance Abuse Counselor Without Master's Degree
	Substance Abuse Counselor with Master's Degree
	Ph.D. Psychologist
	Physician
Substance Abuse Day Treatment Services	N/A

Individual Providers, Prerequisites, and Medicaid Certification Requirements

Type of Provider	Prerequisite	Medicaid Certification Requirements	Function of the Provider's NPI
Substance Abuse Counselor Without Master's Degree	<p>The provider is required to do the following:</p> <ul style="list-style-type: none"> Work in a certified clinic and meet the requirements listed under DHS 75.13, Wis. Admin. Code (which meets Wisconsin Medicaid's DHS 105, Wis. Admin. Code, requirement). Have a certificate stating qualifications as a <i>certified</i> (not only registered) substance abuse counselor issued by the Wisconsin Certification Board on Alcohol and Other Drug Abuse counselors. 	<p>The provider is required to complete and submit the Wisconsin Medicaid Mental Health/Substance Abuse Individual Packet.</p>	Nonbilling rendering NPI
Substance Abuse Counselor with Master's Degree	<p>The provider is required to do the following:</p> <ul style="list-style-type: none"> Work in a certified clinic and meet the requirements listed under DHS 75.13, Wis. Admin. Code (which meets Wisconsin Medicaid's DHS 105, Wis. Admin. Code, requirement). Have a certificate stating qualifications as a <i>certified</i> (not only registered) substance abuse counselor issued by the Wisconsin Certification Board on Alcohol and Other Drug Abuse counselors and have a clinical social worker's license, a marriage and family therapist's license, or a professional counselor's license from the DR&L or a Provider Status Approval Letter issued by the DHS, DQA. 	<p>The provider is required to complete and submit the Wisconsin Medicaid Mental Health/Substance Abuse Individual Packet.</p>	Nonbilling rendering NPI
	<p>The provider is required to do the following:</p>		

Registered Substance Abuse Counselor	<ul style="list-style-type: none"> Work in a Narcotic Treatment Service certified under DHS 75.15, Wis. Admin. Code (which meets Wisconsin Medicaid's DHS 105, Wis. Admin. Code, requirement). Have a certificate stating qualifications as a registered substance abuse counselor issued by the Wisconsin Certification Board on Alcohol and Other Drug Abuse counselors. 	The provider is required to complete and submit the Wisconsin Medicaid Mental Health/Substance Abuse Individual Packet.	Nonbilling rendering NPI
Narcotic Treatment Nurse	<p>The provider is required to do the following:</p> <ul style="list-style-type: none"> Work in a Narcotic Treatment Service certified under DHS 75.15, Wis. Admin. Code (which meets Wisconsin Medicaid's DHS 105, Wis. Admin. Code, requirement). Have a State of Wisconsin Registered Nurse License or a State of Wisconsin Practical Nurse License issued by the DR&L as required under ch. 441.06 and 441.10, Wis. Stats. 	The provider is required to complete and submit the Wisconsin Medicaid Mental Health/Substance Abuse Individual Packet.	Nonbilling rendering NPI
Master's-Level Psychotherapist	<p>The provider is required to do the following:</p> <ul style="list-style-type: none"> Work in a certified mental health clinic as required under DHS 61.91-61.98, Wis. Admin. Code (which meets Wisconsin Medicaid's DHS 105, Wis. Admin. Code, requirement). Have a clinical social worker's license, a marriage and family therapist's license, or a professional counselor's license from the DR&L or a Provider Status Approval Letter issued by the DHS, DQA. 	The provider is required to complete and submit the Wisconsin Medicaid Mental Health/Substance Abuse Individual Packet.	Nonbilling rendering NPI
Psychiatrist	<p>The provider is required to do the following:</p> <ul style="list-style-type: none"> Have a license to practice as a physician, according to ch. 448.05 and 448.07, Wis. Stats (which meets Wisconsin Medicaid's DHS 105, Wis. Admin. Code, requirement). Have proof that he or she completed psychiatric residency. 	The provider is required to complete and submit a Physician/Osteopath/Physician Assistant Certification Packet .	Billing/rendering NPI
Pediatrician	The provider is required to have a license to practice as a physician, according to ch. 448.05 and 448.07 , Wis. Stats (which meets Wisconsin Medicaid's DHS 105 , Wis. Admin. Code, requirement).	The provider is required to complete and submit a Physician/Osteopath/Physician Assistant Certification Packet.	Billing/rendering NPI
Neurologist	The provider is required to have a license to practice as a physician, according to ch. 448.05 and 448.07 , Wis. Stats (which meets Wisconsin Medicaid's DHS 105 , Wis. Admin. Code, requirement).	The provider is required to complete and submit a Physician/Osteopath/Physician Assistant Certification Packet.	Billing/rendering NPI
	<p>The provider is required to have a license to practice as a psychologist, according to ch. 455, Wis. Stats. This must be at the independent practice level. If the effective date of the license is prior to October 1, 1991, the provider is required to have one of the following:</p> <ul style="list-style-type: none"> A copy of his or her listing in the current National 		

Ph.D. Psychologist	<p>Register of Health Service Providers in Psychology as required under DHS 105, Wis. Admin. Code.</p> <ul style="list-style-type: none"> • A copy of documentation that shows he or she is eligible to be listed in the National Register of Health Service Providers in Psychology. The provider is required to include documentation of a doctorate that meets the National Register/Association of State and Provincial Psychology Boards' "Guidelines for Defining a Doctoral Degree in Psychology" with at least two years (minimum of 3,000 hours) of supervised experience in health service. One year (1,500 hours) must be post-internship, which meets the National Register's "Guidelines for Defining an Internship or Organized Health Service Training Program" as required under DHS 105.22(1)(b), Wis. Admin. Code. 	The provider is required to complete and submit the Wisconsin Medicaid Mental Health/Substance Abuse Individual Packet.	Billing/rendering NPI
Physician	The provider is required to have a license to practice as a physician, according to ch. 448.05 , Wis. Stats., as required under DHS 105 , Wis. Admin. Code.	The provider is required to complete and submit a Physician/Osteopath/Physician Assistant Certification Packet.	Billing/rendering NPI

Materials for New Providers

On an ongoing basis, providers should refer to the Online Handbook for the most current BadgerCare Plus and Medicaid information. Future changes to policies and procedures are published in *Updates*.

Certain providers may opt not to receive these materials by completing the [Deletion from Publications Mailing List](#) form in the certification materials. Providers who opt out of receiving publications are still bound by ForwardHealth's rules, policies, and regulations even if they choose not to receive *Updates* on an ongoing basis. *Updates* are available for viewing and downloading on the ForwardHealth Portal.

Multiple Locations

The number of Medicaid certifications allowed or required per location is based on licensure, registration, certification by a state or federal agency, or an accreditation association identified in the Wisconsin Administrative Code. Providers with multiple locations should inquire if multiple applications must be completed when requesting a Medicaid certification application.

Multiple Services

Providers who offer a variety of services may be required to complete a separate Medicaid certification packet for each specified service/provider type.

Health care providers who are federally required to have an NPI are responsible for obtaining the appropriate certification for their NPI.

If a Medicaid-certified provider begins offering a new service *after* he or she has become initially certified, it is recommended that he or she call [Provider Services](#) to inquire if another application must be completed.

Noncertified In-State Providers

Wisconsin Medicaid reimburses noncertified in-state providers for providing emergency medical services to a member or providing services to a member during a time designated by the governor as a state of emergency. The emergency situation or the state of emergency must be sufficiently documented on the claim. Reimbursement rates are consistent with rates for Wisconsin Medicaid-certified providers rendering the same service.

Claims from noncertified in-state providers must be submitted with an [In-State Emergency Provider Data Sheet](#). The In-State Emergency Provider Data Sheet provides ForwardHealth with minimal tax and licensure information.

Noncertified in-state providers may call [Provider Services](#) with questions.

Notice of Certification Decision

Wisconsin Medicaid will notify the provider of the status of the certification usually within 10 business days, but no longer than 60 days, after receipt of the complete application for certification. Wisconsin Medicaid will either approve the application and issue the certification or deny the application. If the application for certification is denied, Wisconsin Medicaid will give the applicant reasons, in writing, for the denial.

Providers who meet the certification requirements will be sent a welcome letter and a copy of the signed provider agreement. Included with the letter is an attachment with important information such as effective dates, assigned provider type and specialty, and taxonomy code. This information will be used when conducting business with BadgerCare Plus, Medicaid, or SeniorCare (for example, health care providers will need to include their taxonomy code, designated by Wisconsin Medicaid, on claim submissions and requests for PA).

The welcome letter will also notify non-healthcare providers (e.g., SMV providers, personal care agencies, blood banks) of their Medicaid provider number. This number will be used on claim submissions, PA requests, and other communications with ForwardHealth programs.

Out-of-State Providers

Out-of-state providers are limited to those providers who are licensed in the United States (and its territories), Mexico, and Canada. Out-of-state providers are required to be licensed in their own state of practice.

Wisconsin Medicaid reimburses out-of-state providers for providing emergency medical services to a BadgerCare Plus or Medicaid member or providing services to a member during a time designated by the governor as a state of emergency. The emergency situation or the state of emergency must be sufficiently documented on the claim. Reimbursement rates are consistent with rates for Wisconsin Medicaid-certified providers providing the same service.

Out-of-state providers are reimbursed for services provided to eligible BadgerCare Plus or Medicaid members in either of the following situations:

- The service was provided in an emergency situation, as defined in [DHS 101.03\(52\)](#), Wis. Admin. Code.
- PA was obtained from ForwardHealth *before* the nonemergency service was provided.

Claims from noncertified out-of-state providers must be submitted with an [Out-of-State Provider Data Sheet](#). The Out-of-State Provider Data Sheet provides Wisconsin Medicaid with minimal tax and licensure information.

Out-of-state providers may contact [Provider Services](#) with questions.

Provider Addresses

ForwardHealth interChange has the capability of storing the following types of addresses and related information, such as contact information and telephone numbers:

- *Practice location address and related information (formally known as physical address)*. This address is where the provider's office is physically located and where records are normally kept. Additional information for the practice location includes the provider's office telephone number and telephone number for member's use. With limited exceptions, the practice location and telephone number for member's use are published in a provider directory made available to the public.
- *Mailing address*. This address is where ForwardHealth will mail general information and correspondence. Providers should indicate concise address information to aid in proper mail delivery.

- *PA address.* This address is where ForwardHealth will mail PA information.
- *Financial addresses (formally known as payee address).* Two separate financial addresses are stored in ForwardHealth interChange. The checks and RA address is where Wisconsin Medicaid will mail checks and RAs. The 1099 mailing address is where Wisconsin Medicaid will mail IRS Form 1099.

Providers may submit additional address information or modify their current information through the ForwardHealth Portal or by using the [Provider Change of Address or Status](#) form.

Note: Providers are cautioned that any changes to their practice location on file with ForwardHealth may alter their ZIP+4 code information required on transactions. Providers may verify the ZIP+4 code for their address on the [U.S. Postal Service Web site](#).

Provider addresses are stored separately for each program (i.e., Medicaid, WCDP, and WWWP) for which the provider is certified. Providers should consider this when supplying additional address information and keeping address information current. Providers who are certified for multiple programs and have an address change that applies to more than one program should provide this information for each program. Providers who submit these changes on paper need to submit *one* Provider Change of Address or Status form if changes are applicable for multiple programs.

Provider Type and Specialty Changes

Providers who want to add a certification type or make a change to their certification type should call [Provider Services](#)

Health care providers who are federally required to have an NPI are cautioned that any changes to their provider type and/or specialty information on file with ForwardHealth may alter the [applicable taxonomy code](#) for a provider's certification.

Recertification

Periodically, ForwardHealth conducts provider recertifications that require providers to update their information. Providers will be notified when they need to be recertified and will be provided with instructions on how to complete the recertification process.

Reinstating Certification

Providers whose Medicaid certification has ended for any reason other than sanctions or failure to be recertified may have their certification reinstated as long as all licensure and certification requirements are met. The criteria for reinstating certification vary, depending upon the reason for the cancellation and when the provider's certification ended.

If it has been less than 365 days since a provider's certification has ended, the provider is required to submit a letter or the [Provider Change of Address or Status](#) form, stating that he or she wishes to have his or her Medicaid certification reinstated.

If it has been more than 365 days since a provider's certification has ended, the provider is required to submit new certification materials. This can be done by completing them through the ForwardHealth Portal or submitting a paper provider application.

Telemedicine Certification

BadgerCare Plus will reimburse certain providers for covered mental health and substance abuse services provided via Telehealth (using telecommunication equipment to link mental health and/or substance abuse providers and consumers in different locations) in the same way it reimburses for face-to-face contacts. BadgerCare Plus reimburses only one of the sites, not both.

Certification requirements include all the following:

- The provider is required to be certified by Wisconsin Medicaid.
- The provider is required to be an organization that is certified by the DQA under one of the following program standards: HFS 34, 40, 61, 63, or 75 (excluding 75.15), Wis. Admin. Code.

- The provider is required to be certified by the DQA specifically to provide services via Telehealth. The provider is required to follow the DQA requirements for providing services via Telehealth. Providers can refer to a memo issued in 2004 by the DDES titled "Mental Health and Substance Abuse Telehealth — Criteria for Certification," available via the Web at dhs.wisconsin.gov/dsl_info.htm.
- A mental health or substance abuse professional is required to work as part of an organization that is DQA certified.

BadgerCare Plus will not accept claims from individual professionals in private practice providing services via Telehealth.

Tracking Certification Materials

Wisconsin Medicaid allows providers to track the status of their certification application either through the ForwardHealth Portal or by calling [Provider Services](#). Providers who submitted their application through the Portal will receive the ATN upon submission, while providers who request certification materials from Wisconsin Medicaid will receive an ATN on the application cover letter sent with their provider application. Regardless of how certification materials are submitted, providers may use one of the methods listed to track the status of their certification application.

Note: Providers are required to wait for the Notice of Certification Decision as official notification that certification has been approved. This notice will contain information the provider needs to conduct business with BadgerCare Plus, Medicaid, or SeniorCare; therefore, an approved or enrolled status alone does not mean the provider may begin providing or billing for services.

Tracking Through the Portal

Providers are able to track the status of a certification application through the Portal. By clicking on the "Certification Tracking Search" quick link in the Provider area of the Portal and entering their ATN, providers will receive current information on their application, such as whether it's being processed or has been returned for more information.

Tracking Through Provider Services

Providers may also check on the status of their submitted application by contacting Provider Services and giving their ATN.

Documentation

1099 Miscellaneous Forms

ForwardHealth generates the 1099 Miscellaneous form in January of each year for earnings greater than \$600.00, per Internal Revenue Service regulations. One 1099 Miscellaneous form per financial payer and per tax identification number is generated, regardless of how many provider IDs or NPIs share the same tax identification number. For example, a provider who conducts business with both Medicaid and WCDP will receive separate 1099 Miscellaneous forms for each program.

The 1099 Miscellaneous forms are sent to the address designated as the "1099 mailing address." The address formerly known as the "payee address" is used as the 1099 mailing address unless a provider has reported a separate address for the 1099 mailing address to ForwardHealth.

Availability of Records to Authorized Personnel

The DHCAA has the right to inspect, review, audit, and reproduce provider records pursuant to [DHS 106.02\(9\)\(e\)](#), Wis. Admin. Code. The DHCAA periodically requests provider records for compliance audits to match information against ForwardHealth's information on paid claims, PA requests, and enrollment. These records include, but are not limited to, medical/clinical and financial documents. Providers are obligated to ensure that the records are released to an authorized DHCAA staff member(s).

Wisconsin Medicaid reimburses providers \$0.06 per page for the cost of reproducing records requested by the DHCAA to conduct a compliance audit. A letter of request for records from the DHCAA will be sent to a provider when records are required.

Reimbursement is not made for other reproduction costs included in the provider agreement between the DHCAA and a provider, such as reproduction costs for submitting PA requests and claims.

Also, state-contracted MCOs, including HMOs and SSI HMOs, are not reimbursed for the reproduction costs covered in their contract with the DHS.

The reproduction of records requested by the PRO under contract with the DHCAA is reimbursed at a rate established by the PRO.

Confidentiality

ForwardHealth supports member rights regarding the confidentiality of health care and other related records, including an applicant or member's billing information or medical claim records. An applicant or member has a right to have this information safeguarded, and the provider is obligated to protect that right. Therefore, use or disclosure of any information concerning applicants and members for any purpose not connected with program administration, including contacts with third-party payers that are necessary for pursuing third-party payment and the release of information as ordered by the court, is prohibited unless authorized by the applicant or member.

To comply with the standards, providers are required to follow the procedures outlined in the Online Handbook to ensure the proper release of this information. ForwardHealth providers, like other health care providers, are also subject to other laws protecting confidentiality of health care information including, but not limited to, the following:

- [s. 146.81-146.84](#), Wis. Stats., Wisconsin health care confidentiality of health care information regulations.
- 42 USC s. 1320d - 1320d-8 (federal HIPAA) and accompanying regulations.

Any person violating this regulation may be fined an amount from \$25 up to \$500 or imprisoned in the county jail from 10 days up to one year, or both, for each violation.

A provider is not subject to civil or criminal sanctions when releasing records and information regarding applicants or members if such release is for purposes directly related to administration or if authorized in writing by the applicant or member.

Documentation Time

Wisconsin Medicaid reimburses the provision of services. Documenting the services provided is part of the provision of services.

Financial Records

According to [DHS 106.02\(9\)\(c\)](#), Wis. Admin. Code, a provider is required to maintain certain financial records in written or electronic form.

Medical Records

A dated clinician's signature must be included in all medical notes. According to [DHS 106.02\(9\)\(b\)](#), Wis. Admin. Code, a provider is required to include certain written documentation in a member's medical record.

Medical records kept electronically are subject to the same requirements as those maintained on paper. In addition, the following requirements apply:

- Providers are required to have a paper or electronic back-up system for electronic medical records. This could include having files saved on disk or CD in case of computer failure.
- Mental health and substance abuse service providers are required to have safeguards to prevent unauthorized access to the records.

Mental Health and Substance Abuse Services Documentation Requirements

Providers are responsible for meeting medical and financial documentation requirements. Refer to [DHS 106.02\(9\)\(a\)](#), Wis. Admin. Code, for preparation and maintenance documentation requirements and [DHS 106.02\(9\)\(c\)](#), Wis. Admin. Code, for financial record documentation requirements.

The following are the medical record documentation requirements ([DHS 106.02\(9\)\(b\)](#), Wis. Admin. Code) as they apply to all mental health and substance abuse services. In each element, the applicable administrative code language is in parentheses. The provider is required to include the following written documentation in the member's medical record, as applicable:

1. Date, department or office of the provider (as applicable), and provider name and profession.
2. Presenting problem (chief medical complaint or purpose of the service or services).
3. Assessments (clinical findings, studies ordered, or diagnosis or medical impression).
 1. Intake note signed by the therapist (clinical findings).
 2. Information about past treatment, such as where it occurred, for how long, and by whom (clinical findings).
 3. Mental status exam, including mood and affect, thought processes — principally orientation X3, dangerousness to others and self, and behavioral and motor observations. Other information that may be essential depending on presenting symptoms includes thought processes other than orientation X3, attitude, judgment, memory, speech, thought content, perception, intellectual functioning, and general appearance (clinical findings and/or diagnosis or medical impression).
 4. Biopsychosocial history, which may include, depending on the situation, educational or vocational history, developmental history, medical history, significant past events, religious history, substance abuse history, past mental health treatment, criminal and legal history, significant past relationships and prominent influences, behavioral history, financial history, and overall life adjustment (clinical findings).
 5. Psychological, neuropsychological, functional, cognitive, behavioral, and/or developmental testing as indicated (studies ordered).
 6. Current status, including mental status, current living arrangements and social relationships, support system, current activities of daily living, current and recent substance abuse usage, current personal strengths, current vocational and educational status, and current religious attendance (clinical findings).
4. Treatment plans, including treatment goals, which are expressed in behavioral terms that provide measurable indices of performance, planned intervention, mechanics of intervention (frequency, duration, responsible party[ies]) (disposition, recommendations, and instructions given to the recipient, including any prescriptions and plans of care or treatment provided).

- Progress notes (therapies or other treatments administered) must provide data relative to accomplishment of the treatment goals in measurable terms. Progress notes also must document significant events that are related to the person's treatment plan and assessments and that contribute to an overall understanding of the person's ongoing level and quality of functioning.

Member Access to Records

Providers are required to allow members access to their health care records, including those related to ForwardHealth services, maintained by a provider in accordance with Wisconsin Statutes, excluding billing statements.

Preparation and Maintenance of Records

All providers who receive payment from Wisconsin Medicaid, including state-contracted MCOs, are required to maintain records that fully document the basis of charges upon which all claims for payment are made, according to [DHS 106.02\(9\)\(a\)](#), Wis. Admin. Code. This required maintenance of records is typically required by any third-party insurance company and is not unique to ForwardHealth.

Record Retention

Providers are required to retain documentation, including medical and financial records, for a period of not less than five years from the date of payment, except RHCs, who are required to retain records for a minimum of six years from the date of payment.

According to [DHS 106.02\(9\)\(d\)](#), Wis. Admin. Code, providers are required to retain all evidence of billing information.

Ending participation as a provider does not end a provider's responsibility to retain and provide access to fully maintained records unless an alternative arrangement of record retention and maintenance has been established.

Reviews and Audits

The DHS periodically reviews provider records. The DHS has the right to inspect, review, audit, and photocopy the records. Providers are required to permit access to any requested record(s), whether in written, electronic, or micrographic form.

Retention of Mental Health and Substance Abuse Records

Documentation of all services performed must be retained by providers for a period of at least seven years, according to [DHS 92.12](#), Wis. Admin. Code. (HFS 92.12, Wis. Admin. Code, supersedes [DHS 106.02\[9\]](#), Wis. Admin. Code, for DQA-certified providers.)

Similarly, Medicaid-certified psychiatrists and Ph.D. psychologists in private practice are required to retain records for a period of five years according to [DHS 106.02\(9\)\(e\)2](#), Wis. Admin. Code.

Records Requests

Requests for billing or medical claim information regarding services reimbursed by BadgerCare Plus may come from a variety of individuals including attorneys, insurance adjusters, and members. Providers are required to notify ForwardHealth by contacting [Provider Services](#) when releasing billing information or medical claim records relating to charges for covered services except the following:

- When the member is a dual eligible (i.e., member is eligible for both Medicare and Wisconsin Medicaid or BadgerCare Plus) and is requesting materials pursuant to *Medicare* regulations.
- When the provider is attempting to exhaust all existing health insurance sources prior to submitting claims to BadgerCare Plus.

Request from a Member or Authorized Person

If the request for a member's billing information or medical claim records is from a member or authorized person acting on behalf of the

member, the provider should send a copy of the requested billing information or medical claim records, along with the name and address of the requester, to the following address:

Department of Health Services
Casualty/Subrogation Program
PO Box 6243
Madison WI 53791

ForwardHealth will process and forward the requested information to the requester.

Request from an Attorney, Insurance Company, or Power of Attorney

If the request for a member's billing information or medical claim records is from an attorney, insurance company, or power of attorney, the provider should do the following:

1. Obtain a release signed by the member or authorized representative.
2. Furnish the requested material to the requester, marked "BILLED TO FORWARDHEALTH" or "TO BE BILLED TO FORWARDHEALTH," with a copy of the release signed by the member or authorized representative. Approval from ForwardHealth is not necessary.
3. Send a notice of the material furnished to the requester to Coordination of Benefits at the previously listed address with a copy of the signed release.

Request for Information About a Member Enrolled in a State-Contracted Managed Care Organization

If the request for a member's billing information or medical claim records is for a member enrolled in a state-contracted MCO, the provider is required to do the following:

1. Obtain a release signed by the member or authorized representative.
2. Send a copy of the letter requesting the information, along with the release signed by the member or authorized representative, directly to the MCO.

The MCO makes most benefit payments and is entitled to any recovery that may be available.

Request for a Statement from a Dual Eligible

If the request is for an itemized statement from a dual eligible, pursuant to HR 2015 (Balanced Budget Act of 1997) s. 4311, a dual eligible has the right to request and receive an itemized statement from his or her Medicare-certified health care provider. The Act requires the provider to furnish the requested information to the member. The Act does *not* require the provider to notify ForwardHealth.

For More Information

For additional information about requests for billing information or medical claim records, providers should call Provider Services. Providers may also write to the following address:

Division of Health Services
Estate and Casualty Recovery Section
PO Box 309
Madison WI 53701-0309

Release of Billing Information to Government Agencies

Providers are permitted to release member information without informed consent when a written request is made by the DHS or the federal

HHS to perform any function related to program administration, such as auditing, program monitoring, and evaluation.

Providers are authorized under BadgerCare Plus confidentiality regulations to report suspected misuse or abuse of program benefits to the DHS, as well as to provide copies of the corresponding patient health care records.

Ongoing Responsibilities

Accommodating Members with Disabilities

All providers, including ForwardHealth providers, operating an existing public accommodation have requirements under [Title III of the Americans with Disabilities Act of 1990 \(nondiscrimination\)](#).

Change in Ownership

New certification materials, including a provider agreement, must be completed whenever a change in ownership occurs. ForwardHealth defines a "change in ownership" as when a different party purchases (buys out) or otherwise obtains ownership or effective control over a practice or facility. Examples of a change in ownership include the following:

- A sole proprietorship transfers title and property to another party.
- Two or more corporate clinics or centers consolidate and a new corporate entity is created.
- There is an addition, removal, or substitution of a partner in a partnership.
- An incorporated entity merges with another incorporated entity.
- An unincorporated entity (sole proprietorship or partnership) becomes incorporated.

The following provider types require Medicare enrollment and/or [DQA certification](#) for Wisconsin Medicaid certification change in ownerships:

- Ambulatory surgery centers.
- ESRD services providers.
- Federally qualified health centers.
- Home health agencies.
- Hospice providers.
- Hospitals (inpatient and outpatient).
- Nursing homes.
- Outpatient rehabilitation facilities.
- Rehabilitation agencies.
- RHCs.

All changes in ownership must be reported in writing to ForwardHealth and new certification materials must be completed *before* the effective date of the change. The affected provider numbers should be noted in the letter. When the change in ownership is complete, the provider(s) will receive written notification of his or her provider number and the new Medicaid certification effective date in the mail.

Providers with questions about change in ownership should call [Provider Services](#).

Repayment Following Change in Ownership

Medicaid-certified providers who sell or otherwise transfer their business or business assets are required to repay ForwardHealth for any erroneous payments or overpayments made to them by Wisconsin Medicaid. If necessary, the provider to whom a transfer of ownership is made will also be held liable by ForwardHealth for repayment. Therefore, prior to final transfer of ownership, the provider acquiring the business is responsible for contacting ForwardHealth to ascertain if he or she is liable under this provision.

The provider acquiring the business is responsible for making payments within 30 days after receiving notice from the DHS that the amount shall be repaid in full.

Providers may send inquiries about the determination of any pending liability on the part of the owner to the following address:

Division of Health Care Access and Accountability
 Bureau of Program Integrity
 PO Box 309
 Madison WI 53701-0309

ForwardHealth has the authority to enforce these provisions within four years following the transfer of a business or business assets. Refer to [s. 49.45\(21\)](#), Wis. Stats., for complete information.

Civil Rights Compliance (Nondiscrimination)

Providers are required to comply with all federal laws relating to Title XIX of the Social Security Act and state laws pertinent to ForwardHealth, including the following:

- Title VI and VII of the Civil Rights Act of 1964.
- The Age Discrimination Act of 1975.
- Section 504 of the Rehabilitation Act of 1973.
- The ADA of 1990.

The previously listed laws require that all health care benefits under ForwardHealth be provided on a nondiscriminatory basis. No applicant or member can be denied participation in ForwardHealth or be denied benefits or otherwise subjected to discrimination in any manner under ForwardHealth on the basis of race, color, national origin or ancestry, sex, religion, age, disability, or association with a person with a disability.

Any of the following actions may be considered discriminatory treatment when based on race, color, national origin, disability, or association with a person with a disability:

- Denial of aid, care, services, or other benefits.
- Segregation or separate treatment.
- Restriction in any way of any advantage or privilege received by others. (There are some program restrictions based on eligibility classifications.)
- Treatment different from that given to others in the determination of eligibility.
- Refusing to provide an oral language interpreter to persons who are considered LEP at no cost to the LEP individual in order to provide meaning access.
- Not providing translation of vital documents to the LEP groups who represent five percent or 1,000, whichever is smaller, in the provider's area of service delivery.

Note: Limiting practice by age is not age discrimination and specializing in certain conditions is not disability discrimination. For further information, see 45 CFR Part 91.

Providers are required to be in compliance with the previously mentioned laws as they are currently in effect or amended. Providers who employ 25 or more employees and receive \$25,000 or more annually in Medicaid reimbursement are also required to comply with the DHS [Affirmative Action and Civil Rights Compliance Plan](#) requirements. Providers that employ less than 25 employees and receive less than \$25,000 annually in Medicaid reimbursement are required to comply by submitting a Letter of Assurance and other appropriate forms.

Providers without Internet access may obtain copies of the DHS Affirmative Action and Civil Rights Compliance Plan (including the Letter of Assurance and other forms) and instructions by calling the Affirmative Action and Civil Rights Compliance Officer at (608) 266-9372. Providers may also write to the following address:

AA/CRC Office
 1 W Wilson St Rm 561
 PO Box 7850
 Madison WI 53707-7850

For more information on the acts protecting members from discrimination, refer to the civil rights compliance information in the Enrollment and Benefits booklet. The booklet is given to new ForwardHealth members by local county or tribal agencies. Potential ForwardHealth

members can request the booklet by calling [Member Services](#).

Title VI of the Civil Rights Act of 1964

This act requires that all benefits be provided on a nondiscriminatory basis and that decisions regarding the provision of services be made without regard to race, color, or national origin. Under this act, the following actions are prohibited, if made on the basis of race, color, or national origin:

- Denying services, financial aid, or other benefits that are provided as a part of a provider's program.
- Providing services in a manner different from those provided to others under the program.
- Aggregating or separately treating clients.
- Treating individuals differently in eligibility determination or application for services.
- Selecting a site that has the effect of excluding individuals.
- Denying an individual's participation as a member of a planning or advisory board.
- Any other method or criteria of administering a program that has the effect of treating or affecting individuals in a discriminatory manner.

Title VII of the Civil Rights Act of 1964

This act prohibits differential treatment, based solely on a person's race, color, sex, national origin, or religion, in the terms and conditions of employment. These conditions or terms of employment are failure or refusal to hire or discharge compensation and benefits, privileges of employment, segregation, classification, and the establishment of artificial or arbitrary barriers to employment.

Federal Rehabilitation Act of 1973, Section 504

This act prohibits discrimination in both employment and service delivery based solely on a person's disability.

This act requires the provision of reasonable accommodations where the employer or service provider cannot show that the accommodation would impose an undue hardship in the delivery of the services. A reasonable accommodation is a device or service modification that will allow the disabled person to receive a provider's benefits. An undue hardship is a burden on the program that is not equal to the benefits of allowing that handicapped person's participation.

A handicapped person means any person who has a physical or mental impairment that substantially limits one or more major life activities, has a record of such an impairment, or is regarded as having such an impairment.

In addition, Section 504 requires "program accessibility," which may mean building accessibility, outreach, or other measures that allow for full participation of the handicapped individual. In determining program accessibility, the program or activity will be viewed in its entirety. In choosing a method of meeting accessibility requirements, the provider shall give priority to those methods that offer a person who is disabled services that are provided in the most integrated setting appropriate.

Americans with Disabilities Act of 1990

Under Title III of the ADA of 1990, any provider that operates an existing public accommodation has four specific requirements:

1. Remove barriers to make his or her goods and services available to and usable by people with disabilities to the extent that it is readily achievable to do so (i.e., to the extent that needed changes can be accomplished without much difficulty or expense).
2. Provide auxiliary aids and services so that people with sensory or cognitive disabilities have access to effective means of communication, unless doing so would fundamentally alter the operation or result in undue burdens.
3. Modify any policies, practices, or procedures that may be discriminatory or have a discriminatory effect, unless doing so would fundamentally alter the nature of the goods, services, facilities, or accommodations.
4. Ensure that there are no unnecessary eligibility criteria that tend to screen out or segregate individuals with disabilities or limit their full and equal enjoyment of the place of public accommodation.

Age Discrimination Act of 1975

The Age Discrimination Act of 1975 prohibits discrimination on the basis of age in programs and activities receiving federal financial assistance. The Act, which applies to all ages, permits the use of certain age distinctions and factors other than age that meet the Act's requirements.

Contracted Staff

Under a few circumstances (e.g., personal care, case management services), providers may contract with non-Medicaid certified agencies for services. Providers are legally, programmatically, and fiscally responsible for the services provided by their contractors and their contractor's services.

When contracting services, providers are required to monitor the contracted agency to ensure that the agency is meeting member needs and adhering to ForwardHealth requirements.

Providers are also responsible for informing a contracted agency of ForwardHealth requirements. Providers should refer those with whom they contract for services to ForwardHealth publications for program policies and procedures. ForwardHealth references and publications include, but are not limited to, the following:

- Wisconsin Administrative Code.
- *ForwardHealth Updates*.
- The Online Handbook.

Providers should encourage contracted agencies to visit the ForwardHealth Portal regularly for the most current information.

Examples of Ongoing Responsibilities

Responsibilities for which providers are held accountable are described throughout the Online Handbook. Medicaid-certified providers have responsibilities that include, but are not limited to, the following:

- Providing the same level and quality of care to ForwardHealth members as private-pay patients.
- Complying with all state and federal laws related to ForwardHealth.
- Obtaining PA for services, when required.
- Notifying members in advance if a service is not covered by ForwardHealth and the provider intends to collect payment from the member for the service.
- Maintaining accurate medical and billing records.
- Retaining preparation, maintenance, medical, financial records, along with other documentation, for a period of not less than five years from the date of payment, except rural health clinic providers who are required to retain records for a minimum of six years from the date of payment.
- Billing only for services that were actually provided.
- Allowing a member access to his or her records.
- Monitoring contracted staff.
- Accepting Medicaid reimbursement as payment in full for covered services.
- Keeping provider information (i.e., address, business name) current.
- Notifying ForwardHealth of changes in ownership.
- Responding to Medicaid recertification notifications.
- Safeguarding member confidentiality.
- Verifying member enrollment.
- Keeping up-to-date with changes in program requirements as announced in ForwardHealth publications.

Keeping Information Current

Types of Changes

Providers are required to notify ForwardHealth of changes, including the following:

- Address(s) — practice location and related information, mailing, PA, and/or financial.
- Telephone number, including area code.
- Business name.
- Contact name.
- Federal Tax ID number (IRS number).
- Group affiliation.
- Licensure.
- Medicare NPI for health care providers or Medicare provider number for providers of *non-healthcare* services.
- Ownership.
- Professional certification.
- Provider specialty.
- Supervisor of nonbilling providers.

Failure to notify ForwardHealth of changes may result in the following:

- Incorrect reimbursement.
- Misdirected payment.
- Claim denial.
- Suspension of payments in the event that provider mail is returned to ForwardHealth for lack of a current address.

Entering new information on a claim form or PA request is *not* adequate notification of change.

Address Changes

Healthcare providers who are federally required to have an NPI are cautioned that changes to their practice location address on file with ForwardHealth may alter their ZIP+4 code information that is required on transactions.

Submitting Changes in Address or Status

Once certified, providers are required to submit changes in address or status as they occur, either through the Portal or on paper.

ForwardHealth Portal Submission

After establishing a provider account on the ForwardHealth Portal, providers may make changes to their demographic information online. Changes made through the Portal instantly update the provider's information in ForwardHealth interChange. In addition, since the provider is allowed to make changes directly to his or her information, the process does not require re-entry by ForwardHealth.

Providers should note, however, that the demographic update function of the Portal limits certain providers from modifying some types of information. Providers who are not able to modify certain information through the Portal may make these changes using the [Provider Change of Address or Status](#) form.

Paper Submission

Providers must use the Provider Change of Address or Status form. Copies of old versions of this form will not be accepted and will be returned to the provider so that he or she may complete the current version of the form or submit changes through the Portal.

Change Notification Letter

When a change is made to certain provider information, either through the use of the Provider Change of Address or Status form or through the Portal, ForwardHealth will send a letter notifying the provider of the change(s) made. Providers should carefully review the Provider File Information Change Summary included with the letter. If any information on this summary is incorrect, providers may do one of the following:

- If the provider made an error while submitting information on the Portal, he or she should correct the information through the Portal.
- If the provider submitted incorrect information using the Provider Change of Address or Status form, he or she should either submit a corrected form or correct the information through the Portal.
- If the provider submitted correct information on the Provider Change of Address or Status form and believes an error was made in processing, he or she can contact [Provider Services](#) to have the error corrected or submit the correct information via the Portal.

Notify Division of Quality Assurance of Changes

Providers licensed or certified by the DQA are required to notify the DQA of changes to physical address, changes of ownership, and facility closures by calling (608) 266-8481.

Providers licensed or certified by the DQA are required to notify the DQA of these changes *before* notifying ForwardHealth. The DQA will then forward the information to ForwardHealth.

Legal Framework

The following laws and regulations provide the legal framework for BadgerCare Plus, Medicaid, and Wisconsin Well Woman Medicaid:

- Federal Law and Regulation:
 - Law — United States Social Security Act; Title XIX (42 US Code ss. 1396 and following) and Title XXI.
 - Regulation — Title 42 CFR Parts 430-498 and Parts 1000-1008 (Public Health).
- Wisconsin Law and Regulation:
 - Law — Wisconsin Statutes: [49.43-49.499](#), [49.665](#), and [49.473](#).
 - Regulation — Wisconsin Administrative Code, Chapters [DHS 101](#), [102](#), [103](#), [104](#), [105](#), [106](#), [107](#), and [108](#).

Laws and regulations may be amended or added at any time. Program requirements may not be construed to supersede the provisions of these laws and regulations.

The information included in the ForwardHealth Portal applies to BadgerCare Plus, Medicaid, and Wisconsin Well Woman Medicaid. BadgerCare Plus, Medicaid, and Wisconsin Well Woman Medicaid are administered by the DHS. Within the DHS, the DHCAA is directly responsible for managing these programs.

Provider Numbers

National Provider Identifier

Health care providers are required to indicate an NPI on electronic and paper transactions submitted to ForwardHealth.

The NPI is a 10-digit number obtained through NPPES.

Providers should ensure that they have obtained an appropriate NPI to correspond to their certification.

There are two kinds of NPIs:

- Entity Type 1 NPIs are for individuals who provide health care, such as physicians, dentists, and chiropractors.
- Entity Type 2 NPIs are for organizations that provide health care such as hospitals, group practices, pharmacies, and home health agencies.

It is possible for a provider to qualify for both Entity Type 1 and Entity Type 2 NPIs. For example, an individual physical therapist may also be the owner of a therapy group that is a corporation and have two Wisconsin Medicaid certifications — one certification as an individual physical therapist and the other certification as the physical therapy group. A Type 1 NPI for the individual certification and a Type 2 NPI for the group certification are required.

NPIs and classifications may be viewed on the [NPPES Web site](#). The [Centers for Medicare and Medicaid Services Web site](#) includes more Type 1 and Type 2 NPI information.

Some providers hold multiple certifications with ForwardHealth. For example, a health care organization may be certified according to the type of services their organization provides (e.g., physician group, therapy group, home health agency) or the organization may have separate certification for each practice location. ForwardHealth maintains a separate provider file for each certification that stores information used for processing electronic and paper transactions (e.g., provider type and specialty, certification begin and end dates). When a single NPI is reported for multiple certifications, ForwardHealth requires additional data to identify the provider and to determine the correct provider file to use when processing transactions.

Either or both of the following additional data is required with NPI when a single NPI corresponds to multiple certifications:

- The [ForwardHealth-designated taxonomy code](#).
- ZIP+4 code (complete, nine digits) that corresponds to the practice location address on file with ForwardHealth.

Omission of the additional required data will cause claims and other transactions to be denied or delayed in processing.

Taxonomy codes

Taxonomy codes are standard code sets used to provide information about provider type and specialty for the provider's certification. Providers are required to use the taxonomy code designated by ForwardHealth when the NPI reported to ForwardHealth corresponds to multiple certifications and the provider's practice location ZIP+4 code does not uniquely identify the provider.

ForwardHealth designates a taxonomy code as additional data to be used to correctly match NPI to the correct provider file. The designated taxonomy code may be different than the taxonomy code providers originally submitted to [NPPES](#) when obtaining their NPI as not all national taxonomy code options are recognized by ForwardHealth. For example, some taxonomy codes may correspond to provider types not certifiable with ForwardHealth, or they may represent services not covered by ForwardHealth.

Omission of a taxonomy code when it is required as additional data to identify the provider or indicating a taxonomy code that is not designated by ForwardHealth will cause claims and other transactions to be denied or delayed in processing.

Refer to the [ForwardHealth-designated taxonomy codes](#) for the appropriate taxonomy code for your certification.

Note: The ForwardHealth-designated taxonomy code does not change provider certification or affect reimbursement terms.

ZIP Code

The ZIP+4 code is the ZIP code of a provider's practice location address on file with ForwardHealth. Providers are required to use the ZIP+4 code when the NPI reported to ForwardHealth corresponds to multiple certifications and the designated taxonomy code does not uniquely identify the provider.

Omission of the ZIP+4 code of the provider's practice location address when it is required as additional data to identify the provider will cause claims and other transactions to be denied or delayed in processing.

Providers may verify the ZIP+4 code for their address on the [U.S. Postal Service Web site](#).

Provider Rights

A Comprehensive Overview of Provider Rights

Medicaid-certified providers have certain rights including, but not limited to, the following:

- Limiting the number of members they serve in a nondiscriminatory way.
- Ending participation in Wisconsin Medicaid.
- Applying for a discretionary waiver or variance of certain rules identified in Wisconsin Administrative Code.
- [Collecting payment from a member under limited circumstances](#).
- Refusing services to a member if the member refuses or fails to present a ForwardHealth identification card. However, possession of a ForwardHealth card does not guarantee enrollment (e.g., the member may not be enrolled, may be enrolled only for limited benefits, or the ForwardHealth card may be invalid). Providers may confirm the current enrollment of the member by using one of the [EVS methods](#), including calling [Provider Services](#).

Ending Participation

Providers other than home health agencies and nursing facilities may terminate participation in ForwardHealth according to [DHS 106.05](#), Wis. Admin. Code.

Providers choosing to withdraw should promptly notify their members to give them ample time to find another provider.

When withdrawing, the provider is required to do the following:

- Provide a written notice of the decision at least 30 days in advance of the termination.
- Indicate the effective date of termination.

Providers will not receive reimbursement for nonemergency services provided on and after the effective date of termination. Voluntary termination notices can be sent to the following address:

ForwardHealth
 Provider Maintenance
 6406 Bridge Rd
 Madison WI 53784-0006

If the provider fails to specify an effective date in the notice of termination, ForwardHealth may terminate the provider on the date the notice is received.

Hearing Requests

A provider who wishes to contest a DHS action or inaction for which due process is required under s. [227](#), Wis. Stats., may request a hearing by writing to the DHA.

A provider who wishes to contest the DHCAA's notice of intent to recover payment (e.g., to recoup for overpayments discovered in an audit by DHCAA) is required to request a hearing on the matter within the time period specified in the notice. The request, which must be in writing, should briefly summarize the provider's basis for contesting the DHS decision to withhold payment.

Refer to [DHS 106](#), Wis. Admin. Code, for detailed instructions on how to file an appeal.

If a timely request for a hearing is not received, the DHS may recover those amounts specified in its original notice from future amounts owed to the provider.

Note: Providers are not entitled to administrative hearings for billing disputes.

Limiting the Number of Members

If providers choose to limit the number of members they see, they cannot accept a member as a private-pay patient. Providers should instead refer the member to another ForwardHealth provider.

Persons applying for or receiving benefits are protected against discrimination based on race, color, national origin, sex, religion, age, disability, or association with a person with a disability.

Requesting Discretionary Waivers and Variances

In rare instances, a provider or member may apply for, and the DHCAA will consider applications for, a discretionary waiver or variance of certain rules in [DHS 102](#), [103](#), [104](#), [105](#), [107](#), and [108](#), Wis. Admin. Code. Rules that are not considered for a discretionary waiver or variance are included in [DHS 106.13](#), Wis. Admin. Code.

Waivers and variances are not available to permit coverage of services that are either expressly identified as noncovered or are not expressly mentioned in HFS 107, Wis. Admin. Code.

Requirements

A request for a waiver or variance may be made at any time; however, all applications must be made in writing to the DHCAA. All applications are required to specify the following:

- The rule from which the waiver or variance is requested.
- The time period for which the waiver or variance is requested.
- If the request is for a variance, the specific alternative action proposed by the provider.
- The reasons for the request.
- Justification that all requirements for a discretionary waiver or variance would be satisfied.

The DHCAA may also require additional information from the provider or the member prior to acting on the request.

Application

The DHCAA may grant a discretionary waiver or variance if it finds that all of the following requirements are met:

- The waiver or variance will not adversely affect the health, safety, or welfare of any member.
- Either the strict enforcement of a requirement would result in unreasonable hardship on the provider or on a member, or an alternative to a rule is in the interests of better care or management. An alternative to a rule would include a new concept, method, procedure or technique, new equipment, new personnel qualifications, or the implementation of a pilot project.
- The waiver or variance is consistent with all applicable state and federal statutes and federal regulations.
- Federal financial participation is available for all services under the waiver or variance, consistent with the Medicaid state plan, the federal CMS, and other applicable federal program requirements.
- Services relating to the waiver or variance are medically necessary.

To apply for a discretionary waiver or variance, providers are required to send their application to the following address:

Division of Health Care Access and Accountability
 Waivers and Variances
 PO Box 309
 Madison WI 53701-0309

Sanctions

Intermediate Sanctions

According to [DHS 106.08\(3\)](#), Wis. Admin. Code, the DHS may impose intermediate sanctions on providers who violate certain requirements. Common examples of sanctions that the DHS may apply include the following:

- Review of the provider's claims before payment.
- Referral to the appropriate peer review organization, licensing authority, or accreditation organization.
- Restricting the provider's participation in BadgerCare Plus.
- Requiring the provider to correct deficiencies identified in a DHS audit.

Prior to imposing any alternative sanction under this section, the DHS will issue a written notice to the provider in accordance with [DHS 106.12](#), Wis. Admin. Code.

Any sanction imposed by the DHS may be appealed by the provider under DHS 106.12, Wis. Admin. Code. Providers may appeal a sanction by writing to the DHA.

Involuntary Termination

The DHS may suspend or terminate the Medicaid certification of any provider according to [DHS 106.06](#), Wis. Admin. Code.

The suspension or termination may occur if both of the following apply:

- The DHS finds that any of the grounds for provider termination are applicable.
- The suspension or termination will not deny members access to services.

Reasonable notice and an opportunity for a hearing within 15 days will be given to each provider whose certification is terminated by the DHS. Refer to [DHS 106.07](#), Wis. Admin. Code, for detailed information regarding possible sanctions.

In cases where Medicare enrollment is required as a condition of certification with Wisconsin Medicaid, termination from Medicare results in automatic termination from Wisconsin Medicaid.

Sanctions for Collecting Payment from Members

Under state and federal laws, if a provider inappropriately collects payment from an enrolled member, or authorized person acting on behalf of the member, that provider may be subject to program sanctions including termination of Medicaid certification. In addition, the provider may also be fined not more than \$25,000, or imprisoned not more than five years, or both, pursuant to 42 USC s. 1320a-7b(d) or [49.49\(3m\)](#), Wis. Stats.

There may be narrow exceptions on when providers may [collect payment from members](#).

Withholding Payments

The DHS may withhold full or partial Medicaid provider payments without prior notification if, as the result of any review or audit, the DHS finds reliable evidence of fraud or willful misrepresentation.

"Reliable evidence" of fraud or willful misrepresentation includes, but is not limited to, the filing of criminal charges by a prosecuting attorney against the provider or one of the provider's agents or employees.

The DHS is required to send the provider a written notice within five days of taking this action. The notice will generally set forth the allegations without necessarily disclosing specific information about the investigation.

Claims

2

Archive Date:04/01/2009

Claims:Adjustment Requests

Allowed Claim

An allowed claim (or adjustment request) contains at least one service that is reimbursable. Allowed claims display on the Paid Claims Section of the RA with a dollar amount greater than "0" in the allowed amount fields. Only an allowed claim, which is also referred to as a claim in an allowed status, may be adjusted.

Denied Claim

A claim that was completely denied is considered to be in a denied status. To receive reimbursement for a claim that was completely denied, it must be corrected and submitted as a new claim.

Electronic

Even if the original claim was submitted on paper, providers may submit electronic adjustment requests using an 837 transaction.

Provider Electronic Solutions Software

The DHCAA offers electronic billing software at no cost to providers. The PES software allows providers to submit electronic adjustment requests using an 837 transaction. To obtain PES software, providers may download it from the [ForwardHealth Portal](#). Providers may also obtain the software by contacting the [EDI Helpdesk](#).

Follow-Up

Providers who believe an error has occurred or their issues have not been satisfactorily resolved have the following options:

- Submit a new adjustment request if the previous adjustment request is in an allowed status.
- Submit a new claim for the services if the adjustment request is in a denied status.
- Contact [Provider Services](#) for assistance with paper adjustment requests.
- Contact the [EDI Helpdesk](#) for assistance with electronic adjustment requests.

Paper

Paper adjustment requests must be submitted using the [Adjustment/Reconsideration Request](#) form.

Portal Claim Adjustments

Providers can submit claim adjustments via the Portal. Providers may use the search function to find the specific claim they would like to adjust. Once found, the provider can alter the claim to reflect the desired change and resubmit it to ForwardHealth. Any claim (excluding dental and pharmacy) ForwardHealth has paid can be modified on the Portal and resubmitted, regardless of how the claim was originally submitted.

Processing

Within 30 days of receipt, ForwardHealth generally reprocesses the original claim with the changes indicated on the adjustment request and responds on ForwardHealth remittance information.

Purpose

After reviewing both the claim and ForwardHealth [remittance information](#), a provider may determine that an allowed claim needs to be adjusted. Providers may file adjustment requests for reasons including the following:

- To correct billing or processing errors.
- To correct inappropriate payments (overpayments and underpayments).
- To add and delete services.
- To supply additional information that may affect the amount of reimbursement.
- To request professional consultant review (e.g., medical, dental).

Providers may initiate reconsideration of an allowed claim by submitting an adjustment request to ForwardHealth.

Submitting Paper Attachments with Electronic Claim Adjustments

Providers may submit [paper attachments to accompany electronic claim adjustments](#). Providers should refer to their [companion documents](#) for directions on indicating that a paper attachment will be submitted by mail.

Good Faith Claims

Definition

A good faith claim may be submitted when a claim is denied due to a discrepancy between the member's enrollment information in the claims processing system and the member's actual enrollment. If a member presents a temporary card or an EE card, BadgerCare Plus encourages providers to check the member's enrollment and, if the enrollment is not on file yet, make a photocopy of the member's temporary card or EE card. If Wisconsin's EVS indicates that the member is not enrolled in BadgerCare Plus, providers should check enrollment again in two days or wait one week to submit a claim to ForwardHealth. If the EVS indicates that the member still is not enrolled after two days, or if the claim is denied with an enrollment-related EOB code, providers should contact [Provider Services](#) for assistance.

Overpayments

Adjustment Request vs. Cash Refund

Except for nursing home and hospital providers, cash refunds may be submitted to ForwardHealth in lieu of an adjustment request. However, whenever possible, providers should submit an adjustment request for returning overpayments since both of the following are true:

- A cash refund does not provide documentation for provider records as an adjustment request does. (Providers may be required to submit proof of the refund at a later time.)
- Providers are not able to further adjust the claim after a cash refund is done if an additional reason for adjustment is determined.

Adjustment Requests

When correcting an overpayment through an adjustment request, providers may submit the adjustment request electronically or on paper. Providers should not submit provider-based billing claims through adjustment processing channels.

ForwardHealth processes an adjustment request if the provider is all of the following:

- Medicaid certified on the DOS.
- Not currently under investigation for Medicaid fraud or abuse.
- Not subject to any intermediate sanctions under [DHS 106.08](#), Wis. Admin. Code.
- Claiming and receiving ForwardHealth reimbursement in sufficient amounts to allow the recovery of the overpayment within a very limited period of time. The period of time is usually no more than 60 days.

Electronic Adjustment Requests

ForwardHealth will deduct the overpayment when the [electronic adjustment request](#) is processed. Providers should use the [companion document](#) for the appropriate 837 transaction when submitting adjustment requests.

Paper Adjustment Requests

For [paper adjustment requests](#), providers are required to do the following:

- Submit an [Adjustment/Reconsideration Request](#) form through normal processing channels (not Timely Filing), regardless of the DOS.
- Indicate the reason for the overpayment, such as a duplicate reimbursement or an error in the quantity indicated on the claim.

After the paper adjustment request is processed, ForwardHealth will deduct the overpayment from future reimbursement amounts.

Cash Refunds

When submitting a personal check to ForwardHealth for an overpayment, providers should include a copy of the RA for the claim to be adjusted and highlight the affected claim on the RA. If a copy of the RA is not available, providers should indicate the ICN, the NPI (if applicable), and the payee ID from the RA for the claim to be adjusted. The check should be sent to the following address:

ForwardHealth
Financial Services Cash Unit
6406 Bridge Rd
Madison WI 53784-0004

ForwardHealth-Initiated Adjustments

ForwardHealth may initiate an adjustment when a retroactive rate increase occurs or when an improper or excess payment has been made. ForwardHealth has the right to pursue overpayments resulting from computer or clerical errors that occurred during claims processing.

If ForwardHealth initiates an adjustment to recover overpayments, ForwardHealth remittance information will include details of the adjustment in the Claims Adjusted Section of the paper RA.

Requirements

As stated in [DHS 106.04\(5\)](#), Wis. Admin. Code, the provider is required to refund the overpayment within 30 days of the date of the overpayment if a provider receives overpayment for a claim because of duplicate reimbursement from ForwardHealth or other health insurance sources.

In the case of all other overpayments (e.g., incorrect claims processing, incorrect maximum allowable fee paid), providers are required to return the overpayment within 30 days of the date of discovery.

The return of overpayments may occur through one of the following methods:

- Return of overpayment through the adjustment request process.
- Return of overpayment with a cash refund.
- ForwardHealth-initiated adjustments.

Note: Nursing home and hospital providers may not return an overpayment with a cash refund. These providers routinely receive retroactive rate adjustments, requiring ForwardHealth to reprocess previously paid claims to reflect a new rate. This is not possible after a cash refund is done.

Responses

An Overview of the Remittance Advice

The RA provides important information about the processing of claims and adjustment requests as well as additional financial transactions such as refunds or recoupment amounts withheld. Providers will receive an RA from the appropriate ForwardHealth program when they have at least one claim, adjustment request, or financial transaction processed. An RA is generated regardless of how a claim or adjustment is submitted (electronically or on paper).

Providers who have a single NPI that is used for multiple certifications will receive an RA for each certification with the same NPI reported on each of the RAs. For instance, if a hospital has obtained a single NPI and the hospital has a clinic, a lab, and a pharmacy that are all certified by Medicaid, the clinic, the lab, and the pharmacy will submit separate claims that indicate the same NPI as the hospital. Separate RAs will be generated for the hospital, the clinic, the lab, and the pharmacy.

Calculating Totals on the Remittance Advice for Adjusted and Paid Claims

The total amounts for all adjusted or paid claims reported on the RA appear at the end of the adjusted claims and paid claims sections. ForwardHealth calculates the total by adding the amounts for all of the claims; cutback amounts are subtracted from the allowed amount to reach the total reimbursement for the claims.

Note: Some cutbacks that are reported in detail lines will appear as EOB codes and will not display an exact dollar amount.

Claim Number

Each claim or adjustment request received by ForwardHealth is assigned a unique claim number (also known as the ICN). However, denied claims submitted using the NCPDP 5.1 transaction are not assigned an ICN.

Interpreting Claim Numbers

The [ICN consists of 13 digits that identify valuable information](#) (e.g., the date the claim was received by ForwardHealth, how the claim was submitted) about the claim or adjustment request.

Claim Status

ForwardHealth generally processes claims and adjustment requests within 30 days of receipt. Providers may check the status of a claim or adjustment request using the [AVR](#) system or the 276/277 transaction.

If a claim or adjustment request does not appear in claim status within 45 days of the date of submission, a copy of the original claim or adjustment request should be resubmitted through normal processing channels.

ClaimCheck Review

ForwardHealth monitors claims for compliance with reimbursement policy using an automated procedure coding review software known as McKesson ClaimCheck[®]. ClaimCheck reviews claims submitted for billing inconsistencies and errors during claims processing. Insurance companies, Medicare, and other state Medicaid programs use similar software.

Explanation of benefit codes specific to the ClaimCheck review will appear on a provider's paper RA and electronic 835 transactions.

Areas Monitored by ClaimCheck

ClaimCheck monitors claims for the following situations:

- Unbundled procedures.
- Incidental/integral procedures.
- Mutually exclusive procedures.
- Medical visit billing errors.
- Preoperative and postoperative billing errors.
- Age-related billing errors.
- Cosmetic procedures.
- Gender-related billing errors.
- Medically obsolete procedures.
- Assistant surgeon billing errors.
- Modifier-related billing errors.
- Bilateral and duplicative procedures.

ClaimCheck will not review claims that have been denied for general billing errors, such as an invalid member identification number or an invalid or missing provider number. Providers will need to correct the general billing error and resubmit the claim, at which point ClaimCheck will review the claim.

Unbundled Procedures

Unbundling occurs when two or more procedure codes are used to describe a procedure that may be better described by a single, more comprehensive procedure code. ClaimCheck considers the single, most appropriate procedure code for reimbursement when unbundling is detected.

If certain procedure codes are submitted, ClaimCheck rebundles them into the single most appropriate procedure code. For example, if a provider submits a claim with procedure codes 12035 (Layer of closure of wounds, 12.6 cm to 20.0 cm) and 12036 (Layer closure of wounds, 20.1 cm to 30.0 cm), ClaimCheck rebundles them to procedure code 12037 (Layer closure of wounds over 30.0 cm).

ClaimCheck will also total billed amounts for individual procedures. For example, if the provider bills three procedures at \$20, \$30, and \$25, ClaimCheck rebundles them into a single procedure code, adds the three amounts, and calculates the billed amount for that rebundled code at \$75. Then, ForwardHealth reimburses the provider either the lesser of the billed amounts or the maximum allowable fee for that rebundled procedure code.

Incidental/Integral Procedures

Incidental procedures are those procedures performed at the same time as a more complex primary procedure. These require few additional provider resources and are generally not considered necessary to the performance of the primary procedure. For example, the removal of an asymptomatic appendix is considered an incidental procedure when done during hysterectomy surgery.

Integral procedures are those procedures performed as part of a more complex primary procedure. For example, when a member undergoes a transurethral incision of the prostate, the cystourethroscopy (procedure code 52000) is considered integral to the performance of the prostate procedure and would be denied.

When a procedure is either incidental or integral to a major procedure, ClaimCheck considers only the primary procedure for reimbursement.

Mutually Exclusive Procedures

Mutually exclusive procedures are procedures that would not be performed on a single member on the same day or that use different codes

to describe the same type of procedure.

For example, procedure code 58260 (Vaginal hysterectomy, for uterus 250 g or less) and procedure code 58150 (Total abdominal hysterectomy [corpus and cervix], with or without removal of tube[s], with or without removal of ovary[s]) are mutually exclusive — either one or the other, but not both procedures, is performed.

When two or more procedures are mutually exclusive, ForwardHealth considers for reimbursement the procedure code with the highest provider-billed amount and denies the other code.

Medical Visit Billing Errors

Medical visit billing errors occur if E&M services are reported separately when a substantial diagnostic or therapeutic procedure is performed. Under CMS guidelines, most E&M procedures are not allowed to be reported separately when a substantial diagnostic or therapeutic procedure is performed.

Medical visit edits monitor services included in CPT procedure ranges 92002-92019, 99024 (postoperative follow-up), 99026-99058 (special services), 99201-99456 (E&M codes) and HCPCS codes S0620, S0621 (routine ophthalmological examinations).

ClaimCheck monitors medical visits based on the type of E&M service (i.e., initial or new patient; or follow-up or established patient services) and the complexity (i.e., major or minor) of the accompanying procedure.

For example, if a provider submits procedures 22630 (Arthrodesis, posterior interbody technique, including laminectomy and/or discectomy to prepare interspace [other than for decompression], single interspace; lumbar) and 99221 (Initial hospital care, per day), ClaimCheck denies procedure 99221 as a visit when submitted with procedure 22630 with the same DOS. Procedure code 22630 is a major procedure with a 90-day global surgical period.

Preoperative and Postoperative Billing Errors

Preoperative and Postoperative billing errors occur when E&M services are billed with surgical procedures during their preoperative and postoperative periods. ClaimCheck bases the preoperative and postoperative periods on designations in the CMS National Physician Fee Schedule.

For example, if a provider submits procedure code 99212 (Office or outpatient visit for the evaluation and management of an established patient) with a DOS of 11/02/08 and procedure 27750 (Closed treatment of tibial shaft fracture [with or without fibular fracture]; without manipulation) with a DOS of 11/03/08, ClaimCheck will deny procedure code 99212 as a preoperative visit because it is submitted with a DOS one day prior to the DOS for procedure code 27750.

Age-Related Billing Errors

Age-related billing errors occur when a provider bills an age-specific procedure to a patient whose age is outside the designated age range.

For example, if a provider bills procedure code 43831 (Gastrostomy, open; neonatal, for feeding) for a 45 year-old patient, ClaimCheck will deny the procedure based on the fact that the patient does not meet the age criteria for a neonatal procedure.

Cosmetic Procedures

Surgical procedures that are performed without a medically indicated purpose are considered to be cosmetic procedures. Most of these procedures are requested by the member merely to improve physical appearance.

Gender-Related Billing Errors

Gender-related billing errors occur when a provider submits a gender-specific procedure for a patient of the opposite sex.

For example, if a provider submits procedure code 58150 (Total abdominal hysterectomy [corpus and cervix], with or without removal of

tube[s], with or without removal of ovary[s]) for a male, ClaimCheck will deny the procedure based on the fact that procedure code 58150 is a female gender-specific procedure.

Medically Obsolete Procedures

Obsolete procedures are procedures that are no longer performed under prevailing medical standards. Claims for procedures designated as obsolete are denied.

Assistant Surgeon Billing Errors

ClaimCheck development and maintenance of assistant surgeon values includes two designations, *always* and *never*. ClaimCheck uses the ACS as its primary source for determining assistant surgeon designations.

For example, if a provider bills procedure code 10040 (Acne surgery [eg, marsupialization, opening or removal of multiple milia, comedones, cysts, pustules]) with modifier -80 (assistant surgeon), ClaimCheck determines that the procedure does not require an assistant surgeon and denies the procedure code.

Modifier Billing Errors

ClaimCheck accepts all CPT and HCPCS modifiers and performs procedure to modifier validity checks to determine if a procedure code is valid with a specific modifier.

Bilateral and Duplicative Procedures

ClaimCheck has identified five types of duplicate procedure billing errors that encompass duplicate procedures submitted with the same DOS. The five types of duplicative billing errors are as follows:

- If the description of the procedure code contains the word, "bilateral," the procedure can be performed only once on a single DOS.
- When the description of the procedure code contains the phrase, "unilateral/bilateral," the procedure can be performed only once on a single DOS.
- When the description of the procedure specifies "unilateral" and there is another procedure in which the description specifies "bilateral" performance of the same procedure, the unilateral procedure cannot be submitted more than once on a single DOS.

When the description of one procedure specifies a "single" procedure and the description of a second procedure specifies "multiple" procedures, the "single" procedure cannot be submitted more than once on a single DOS.

- When procedures that may be performed a specified number of times on a single DOS reach the maximum number of times, then additional submissions of the procedure are not recommended for reimbursement.
- When a CPT or HCPCS procedure is billed more than once on a single DOS but the CPT or HCPCS procedure is not normally billed in duplicate, the second procedure is denied.

Payments Denied as a Result of the ClaimCheck Review

Providers should take the following steps if they are uncertain about why particular services on a claim were denied:

- Review ForwardHealth remittance information for the specific reason for the denial.
- Review the claim submitted to ensure all information is accurate and complete.
- Consult current CPT and HCPCS publications to make sure proper coding instructions were followed.
- Consult current ForwardHealth publications to make sure current policy and billing instructions were followed.
- Call Provider Services for further information or explanation.

If a provider disagrees with ClaimCheck's determination, the provider may resubmit the claim with supporting documentation to Provider Service Written Correspondence. If the original claim is in an allowed status, the provider may submit an [Adjustment/Reconsideration Request](#), with supporting documentation and the words, "medical consultant review requested" written on the form, to Provider Services Written Correspondence.

Cutback Fields on the Remittance Advice for Adjusted and Paid Claims

Cutback fields indicate amounts that reduce the allowed amount of the claim. Examples of cutbacks include other insurance, member copayment, spenddown amounts, deductibles, or patient liability amounts. Amounts indicated in a cutback field are subtracted from the total allowed reimbursement.

Providers should note that cutback amounts indicated in the header of an adjusted or paid claim section apply only to the header. Not all cutback fields that apply to a detail line (such as copayments or spenddowns) will be indicated on the RA; the detail line EOB codes inform providers that an amount was deducted from the total reimbursement but may not indicate the exact amount.

Note: Providers who receive [835](#) transactions will be able to see all deducted amounts on paid and adjusted claims.

Electronic Remittance Information

Electronic remittance information may be obtained using the [835](#) transaction. It provides useful information regarding the processing of claims and adjustment requests, which includes the status or action taken on a claim, claim detail, adjustment, or adjustment detail for all claims and adjustments processed that week, regardless of whether they are reimbursed or denied. However, a claim submitted by a pharmacy using the NCPDP 5.1 transaction will not appear on remittance information if the claim is denied by ForwardHealth.

Provider Electronic Solutions Software

The DHCAA offers electronic billing software at no cost to the provider. The [PES](#) software allows providers to download the 835 transaction. To obtain PES software, providers may request the software through the [ForwardHealth Portal](#). Providers may also obtain the software by contacting the [EDI Helpdesk](#).

Explanation of Benefit Codes in the Claim Header and in the Detail Lines

EOB codes are four-digit numeric codes specific to ForwardHealth that correspond to a printed message about the status or action taken on a claim, claim detail, adjustment, or adjustment detail.

The claim processing sections of the RA report EOBs for the claim header information and for the detail lines, as appropriate. Header information is a summary of the information from the claim, such as the DOS that the claim covers or the total amount paid for the claim. Detail lines report information from the claim details, such as specific procedure codes or revenue codes, the amount billed for each code, and the amount paid for a detail line item.

Header EOBs are listed below the claim header information and pertain only to the header information. Detail line EOBs are listed after each detail line and pertain only to the detail line.

Identifying the Claims Reported on the Remittance Advice

The RA reports the first 12 characters of the MRN and/or a PCN, also referred to as Patient Account Number, submitted on the original claims. The MRN and PCN fields are located beneath the member's name on any section of the RA that reports claims processing information.

Providers are strongly encouraged to enter these numbers on claims. Entering the MRN and/or the PCN on claims may assist providers in identifying the claims reported on the RA.

Note: Claims processing sections for dental and drug claims do not include the MRN or the PCN.

Obtaining the Remittance Advice

One paper copy of each RA is mailed to the provider.

Providers who receive the paper RA may also access RAs through their secure ForwardHealth Portal accounts. The main page of the secure Portal account lists the last 10 RAs issued to the provider.

Providers may choose to opt out of receiving a paper RA by sending a written request to the following address:

ForwardHealth
 Provider Maintenance
 6406 Bridge Rd
 Madison WI 53784-0006

Note: Providers who do not receive a paper RA can not view the RA on the Portal. Providers who opt out of receiving the paper RA should make sure they receive the electronic 835 transaction.

Providers may obtain additional paper copies of the RA by sending a written request to the following address:

ForwardHealth
 Written Correspondence
 6406 Bridge Rd
 Madison WI 53784-0005

Providers may call [Provider Services](#) to request additional paper copies of the RA.

Overview of Claims Processing Information on the Remittance Advice

The claims processing sections of the RA includes information submitted on claims and the status of the claims. The claim status designations are paid, adjusted, or denied. The RA also supplies information about why the claim was adjusted or denied or how the reimbursement was calculated for the payment.

The claims processing information in the RA is grouped by the type of claim and the status of the claim. Providers receive claims processing sections that correspond to the types of claims that have been finalized during the current financial cycle.

The [claims processing sections](#) reflect the types of claims submitted, such as the following:

- Compound drug claims.
- Dental claims.
- Drug claims.
- Inpatient claims.
- Long term care claims.
- Medicare crossover institutional claims.
- Medicare crossover professional claims.
- Outpatient claims.
- Professional claims.

The claims processing sections are divided into the following status designations:

- Adjusted claims.
- Denied claims.

- Paid claims.

Prior Authorization Number on the Remittance Advice

The RA reports PA numbers used to process the claim. PA numbers appear in the detail lines of claims processing information.

Reading Non-Claims Processing Sections of the Remittance Advice

Address Page

The Address page displays the provider name and "Pay to" address of the provider for purposes of mailing the paper RA.

Banner Messages

The [Banner Messages](#) section of the RA contains important, time-sensitive messages for providers. For example, banner messages might inform providers of claim adjustments initiated by ForwardHealth, claim submission deadlines, and dates of upcoming training sessions. It is possible for each RA to include different messages, so providers who receive multiple RAs should read all of their banner messages.

Explanation of Benefits Code Descriptions

The [EOB Code Descriptions](#) section lists all EOB codes reported on the RA with corresponding descriptions.

Financial Transactions Page

The [Financial Transactions](#) section details the provider's weekly financial activity. Financial transactions reported on the RA include payouts, refunds, accounts receivable, and payments for claims.

Payouts are payments made to the provider by ForwardHealth that do not correspond to a specific claim (i.e., nursing home assessment reimbursement).

Refunds are payments made to providers for overpayments.

The Accounts Receivable section displays the accounts receivable for amounts owed by providers. The accounts receivable is set to automatically recover any outstanding balance so that money owed is automatically recouped from the provider. If the full amount cannot be recouped during the current financial cycle, an outstanding balance will appear under "Accounts Receivable." The "Total Recoupment" field lists the cumulative amount recovered for the accounts receivable.

Every financial transaction that results in the creation of an accounts receivable is assigned an identification number called the "adjustment ICN." The adjustment ICN for an adjusted claim matches the original ICN assigned to the adjusted claim. For other financial transactions, the adjustment ICN is determined by the following formula.

Type of Character and Description	Applicable Characters and Description
Transaction — The first character indicates the type of financial transaction that created the accounts receivable.	V — Capitation adjustment
	1 — OBRA Level 1 screening void request
	2 — OBRA Nurse Aide Training/Testing void request

Identifier — 10 additional numbers are assigned to complete the Adjustment ICN.

The identifier is used internally by ForwardHealth.

Service Code Descriptions

The [Service Code Descriptions](#) section lists all the service codes (i.e., procedure codes or revenue codes) reported on the RA with their corresponding descriptions.

Summary

The [Summary](#) section reviews the provider's claim activity and financial transactions with the payer (Medicaid, WCDP, or WWWP) for the current financial cycle, the month-to-date, and the year-to-date, if applicable.

Under the "Claims Data" heading, providers can review the total number of claims that have been paid, adjusted, or denied along with the total amount reimbursed for all paid and adjusted claims. Only WWWP providers will see amounts reported for "Claims in Process." Other providers will always see zeroes in these fields.

Under the "Earnings Data" heading, providers will see total reimbursement amounts for other financial transactions, such as reimbursement for OBRA Level 1 screening, reimbursement for OBRA Nurse Aid Training/Testing, and capitation payments.

Note: HMOs should note that capitation payments are only reported in the Summary section of the RA. HMOs receive supplemental reports of their financial transactions from ForwardHealth.

The "Earnings Data" portion also summarizes refunds and voids and reports the net payment for the current financial cycle, the month-to-date, and the year-to-date, if applicable.

Providers should note that the Summary section will include outstanding checks 90 days after issuance and/or payments made to lien holders, if applicable.

Reading the Claim Adjustments Section of the Remittance Advice

Providers receive a [Claim Adjustments section](#) in the RA if any of their claims were adjusted during the current financial cycle. A claim may be adjusted because one of the following occurred:

- An adjustment request was submitted by the provider.
- ForwardHealth initiated an adjustment.
- A cash refund was submitted to ForwardHealth.

In a claim adjustments section, the original claim information in the claim header is surrounded by parentheses. Information about the adjusted claim appears directly below the original claim header information. Providers should check the Adjustment EOB code(s) for a summary of why the claim was adjusted; other header EOBs will provide additional information.

The claim adjustments section lists detail lines only for the adjusted claim with detail line EOBs. Details from the original claim will not be reported on the adjusted claims sections of the RA.

Note: For adjusted drug claims, only the compound drug sections include detail lines.

Below the claim header and the detail information will be located one of three possible responses with a corresponding dollar amount: "additional payment," "overpayment to be withheld," or "refund amount applied."

An amount appears for "additional payment" if ForwardHealth owes additional monies to the provider after the claim has been adjusted. This amount will be added to the provider's total reimbursable amount for the RA.

An amount appears for "overpayment to be withheld" if ForwardHealth determines, as the result of an adjustment to the original claim, that the provider owes ForwardHealth monies. ForwardHealth automatically withholds this amount from payments made to the provider during the same financial cycle or during subsequent financial cycles, if necessary. This amount also appears in the Financial Transactions section as an outstanding balance under "Accounts Receivable."

An amount appears for "refund amount applied" if ForwardHealth makes a payment to refund a cash receipt to a provider.

Reading the Claims Denied Section of the Remittance Advice

Providers receive a [Claims Denied](#) section in the RA if any of their claims were denied during the current financial cycle.

In the denied claims section, providers will see the original claim header information reported along with EOB codes for the claim header and the detail lines, as applicable. Providers should refer to the EOB Code Description section of the RA to determine why the claim was denied.

Reading the Claims Paid Section of the Remittance Advice

Providers receive a [Claims Paid](#) section in the RA if any of their claims were determined payable during the current financial cycle.

In a paid claims section, providers will see the original claim information reported along with EOB codes for both the header and the detail lines, if applicable. Providers should refer to the EOB Code Description section of the RA for more information about how the reimbursement amount was determined.

Remittance Advice Financial Cycles

Each financial payer (Medicaid, WCDP, and WWWP) has separate financial cycles that occur on different days of the week. RAs are produced and mailed to providers after each financial cycle is completed. Therefore, providers might receive RAs from different payers on different days of the week.

Certain financial transactions may run on a daily basis, including non-claim related payouts and stop payment reissues. Providers may receive the RAs generated by these financial transactions at any time during the week.

Remittance Advice Generated by Payer and by Provider Certification

Providers may receive an RA from one or more of the following ForwardHealth financial payers:

- Wisconsin Medicaid (Wisconsin Medicaid is the financial payer for the Medicaid, BadgerCare Plus, and SeniorCare programs).
- WCDP.
- WWWP.

Note: Each of the three payers generate separate RAs for the claims, adjustment requests, or other financial transactions submitted to the payer. A provider who submits claims, adjustment requests, or other financial transactions to more than one of these payers may receive several RAs.

The RA is generated per provider certification. Providers who have a single NPI that is used for multiple certifications should be aware that an RA will be generated for each certification, but the same NPI will be reported on each of the RAs.

For instance, a hospital has obtained a single NPI. The hospital has a clinic, a lab, and a pharmacy that are all certified with ForwardHealth. The clinic, the lab, and the pharmacy submit separate claims that indicate the same NPI as the hospital. Separate RAs will be generated for the hospital, the clinic, the lab, and the pharmacy.

Reporting a Lost Check

To report a lost check to ForwardHealth, providers are required to mail or fax a letter to ForwardHealth Financial Services. Providers are required to include the following information in the letter:

- Provider's name and address, including the ZIP+4 code.
- Provider's identification number.
 - For healthcare providers, include the NPI and ForwardHealth-issued taxonomy code.
 - For non-healthcare providers, include the provider identification number.
- Check number, check date, and check amount. (This should be recorded on the RA.)
- A written request to stop payment and reissue the check.
- The signature of an authorized financial representative. (An individual provider is considered his or her own authorized financial representative.)

Fax the letter to ForwardHealth at (608) 221-4567 or mail it to the following address:

ForwardHealth
 Financial Services
 6406 Bridge Rd
 Madison WI 53784-0005

Searching for and Viewing All Claims on the Portal

All claims, including pharmacy and dental, will be available for viewing on the Portal.

To search and view claims on the Portal, providers may do the following:

- Go to the ForwardHealth Portal.
- Log in to the secure Provider area of the Portal.
- The most recent claims processed by ForwardHealth will be viewable on the provider's home page or the provider may select "claim search" and enter the applicable information to search for additional claims.
- Select the claim the provider wants to view.

Sections of the Remittance Advice

The RA includes the following sections:

- Address page.
- Banner messages.
- Paper check, if applicable.
- Claims processing information.
- EOB code descriptions.
- Financial transactions.
- Service code descriptions.
- Summary.

Remittance Advice Header Information

The first page of each section of the RA (except the address page) displays the same RA header information.

The following fields are on the left-hand side of the header:

- The technical name of the RA section (e.g., CRA-TRAN-R), which is an internal ForwardHealth designation.
- The RA number, which is a unique number assigned to each RA that is generated.
- The name of the payer (Medicaid, WCDP, or WWWP).
- The "Pay to" address of the provider. The "Pay to" address is used for mailing purposes.

The following information is in the middle of the header:

- A description of the financial cycle.
- The name of the RA section (e.g., "Financial Transactions" or "Professional Services Claims Paid").

The right-hand side of the header reports the following information:

- The date of the financial cycle during which the RA was generated.
- The page number.
- The "Payee ID" of the provider. A payee ID is defined as the identification number of a unique entity receiving payment for goods and/or services from ForwardHealth. The payee ID is up to 15 characters long and may be based on a pre-existing identification number, such as the Medicaid provider number. The payee ID is an internal ForwardHealth designation. The Medicaid provider number will display in this field for providers who do not have an NPI.
- The NPI of the provider, if applicable. This field will be blank for those providers who do not have an NPI.
- The number of the check issued for the RA, if applicable. The date of payment on the check, if applicable.

Verifying Accuracy of Claims Processing

After obtaining ForwardHealth remittance information, providers should compare it to the claims or adjustment requests to verify that ForwardHealth processed elements of the claims or adjustment requests as submitted. To ensure correct reimbursement, providers should do the following:

- Identify and correct any discrepancy that affected the way a claim processed.
- Correct and resubmit claims that are denied.
- Submit an adjustment request for allowed claims that require a change or correction.

When posting a payment or denial to a member's account, providers should note the date on the ForwardHealth remittance information that indicates that the claim or adjustment has finalized. Providers are required to supply this information if further follow-up actions are necessary.

Responsibilities

Accuracy of Claims

The provider is responsible for the accuracy, truthfulness, and completeness of all claims submitted whether prepared or submitted by the provider or by an outside billing service or clearinghouse.

Providers may submit claims only *after* the service is provided.

A provider may not seek reimbursement from ForwardHealth for a [noncovered service](#) by charging ForwardHealth for a [covered service](#) that was not actually provided to the member and then applying the reimbursement toward the noncovered service. In addition, a provider may not seek reimbursement for two separate covered services to receive additional reimbursement over the maximum allowed amount for the one service that was provided. Such actions are considered fraudulent.

Copayment Amounts

[Copayment amounts](#) collected from members should not be deducted from the charges submitted on claims. Providers should indicate their usual and customary charges for all services provided.

In addition, copayment amounts should not be included when indicating the amount paid by other health insurance sources.

The appropriate copayment amount is automatically deducted from allowed payments. Remittance information reflects the automatic deduction of applicable copayment amounts.

Exceptions to the Submission Deadline

State and federal laws provide eight exceptions to the submission deadline. According to federal regulations and [DHS 106.03](#), Wis. Admin. Code, ForwardHealth may consider exceptions to the submission deadline only in the following circumstances:

- Change in a nursing home resident's [level of care](#) or [liability amount](#).
- Decision made by a court order, fair hearing, or the DHS.
- Denial due to discrepancy between the member's enrollment information in ForwardHealth interChange and the member's actual enrollment.
- Reconsideration or recoupment.
- Retroactive enrollment for persons on GR.
- Medicare denial occurs after ForwardHealth's submission deadline.
- Refund request from an other health insurance source.
- Retroactive member enrollment.

ForwardHealth has no authority to approve any other exceptions to the submission deadline.

Claims or adjustment requests that meet one of the exceptions to the submission deadline may be submitted to [Timely Filing](#).

Submission Deadline

ForwardHealth recommends that providers submit claims at least on a monthly basis. Billing on a monthly basis allows the maximum time available for filing and refiling before the mandatory submission deadline.

With few exceptions, state and federal laws require that providers submit correctly completed claims before the submission deadline.

Providers are responsible for resolving claims. Members are not responsible for resolving claims. To resolve claims before the submission deadline, ForwardHealth encourages providers to use all available resources.

Claims

To receive reimbursement, claims and adjustment requests must be received within 365 days of the DOS. This deadline applies to claims, corrected claims, and adjustments to claims.

Crossover Claims

To receive reimbursement for services that are allowed by Medicare, claims and adjustment requests for coinsurance, copayment, and deductible must be received within 365 days of the DOS or within 90 days of the Medicare processing date, whichever is later. This deadline applies to all claims, corrected claims, and adjustments to claims. Providers should submit these claims through normal processing channels (not timely filing).

Usual and Customary Charges

For most services, providers are required to indicate their usual and customary charge when submitting claims. The usual and customary charge is the provider's charge for providing the same service to persons not entitled to the program's benefits. For providers using a sliding fee scale, the usual and customary charge is the median of the individual provider's charge for the service when provided to non-program patients. For providers who have not established usual and customary charges, the charge should be reasonably related to the provider's cost for providing the service.

Providers may not discriminate against BadgerCare Plus or Medicaid members by charging a higher fee for the same service than that charged to a private-pay patient.

For services requiring a member copayment, providers should still indicate their usual and customary charge. The copayment amount collected from the member should not be deducted from the charge submitted. When applicable, BadgerCare Plus automatically deducts the copayment amount.

For most services, BadgerCare Plus reimburses the lesser of the provider's usual and customary charge or the maximum allowable fee established.

Submission

1500 Health Insurance Claim Form Completion Instructions for Outpatient Mental Health Services

The following sample 1500 Health Care Claim Forms for outpatient mental health services are available:

- [Outpatient Mental Health Services in a County-Owned Clinic.](#)
- [Outpatient Mental Health Services in a Private Clinic.](#)
- [Billing-Only Agencies.](#)

Use the following claim form completion instructions, not the claim form's printed descriptions, to avoid denial or inaccurate claim payment. Complete all required elements as appropriate. Do not include attachments unless instructed to do so.

Members enrolled in BadgerCare Plus or Medicaid receive a ForwardHealth identification card. Always verify a member's enrollment before providing nonemergency services to determine if there are any limitations on covered services and to obtain the correct spelling of the member's name.

When submitting a claim with multiple pages, providers are required to indicate page numbers using the format "Page X of X" in the upper right corner of the claim form.

Submit completed paper claims to the following address:

ForwardHealth
Claims and Adjustments
6406 Bridge Rd
Madison WI 53784-0002

Element 1 — Medicare, Medicaid, TRICARE CHAMPUS, CHAMPVA, Group Health Plan, FECA, Blk Lung, Other
Enter "X" in the Medicaid check box.

Element 1a — Insured's ID Number

Enter the member identification number. Do not enter any other numbers or letters. Use the ForwardHealth card or Wisconsin's EVS to obtain the correct member ID.

Element 2 — Patient's Name

Enter the member's last name, first name, and middle initial. Use the EVS to obtain the correct spelling of the member's name. If the name or spelling of the name on the ForwardHealth card and the EVS do not match, use the spelling from the EVS.

Element 3 — Patient's Birth Date, Sex

Enter the member's birth date in MM/DD/YY format (e.g., February 3, 1955, would be 02/03/55) or in MM/DD/CCYY format (e.g., February 3, 1955, would be 02/03/1955). Specify whether the member is male or female by placing an "X" in the appropriate box.

Element 4 — Insured's Name

Data are required in this element for OCR processing. Any information populated by a provider's computer software is acceptable data for this element (e.g., "Same"). If computer software does not automatically complete this element, enter information such as the member's last name, first name, and middle initial.

Element 5 — Patient's Address

Enter the complete address of the member's place of residence, if known.

Element 6 — Patient Relationship to Insured (not required)**Element 7 — Insured's Address (not required)****Element 8 — Patient Status (not required)****Element 9 — Other Insured's Name**

Commercial health insurance must be billed prior to submitting claims to ForwardHealth, unless the service does not require commercial health insurance billing as determined by ForwardHealth.

If the EVS indicates that the member has dental ("DEN") insurance only or has no commercial health insurance, leave Element 9 blank.

If the EVS indicates that the member has Wausau Health Protection Plan ("HPP"), BlueCross & BlueShield ("BLU"), Wisconsin Physicians Service ("WPS"), Medicare Supplement ("SUP"), TriCare ("CHA"), Vision only ("VIS"), a health maintenance organization ("HMO"), or some other ("OTH") commercial health insurance, and the service requires other insurance billing, one of the following three OI explanation codes must be indicated in the first box of Element 9. If submitting a multiple-page claim, providers are required to indicate OI explanation codes on the *first page* of the claim.

The description is not required, nor is the policyholder, plan name, group number, etc. (Elements 9a, 9b, 9c, and 9d are not required.)

Code	Description
OI-P	PAID in part or in full by commercial health insurance or commercial HMO. In Element 29 of this claim form, indicate the amount paid by commercial health insurance to the provider or to the insured.
OI-D	DENIED by commercial health insurance or commercial HMO following submission of a correct and complete claim, or payment was applied towards the coinsurance and deductible. Do not use this code unless the claim was actually billed to the commercial health insurer.
OI-Y	YES, the member has commercial health insurance or commercial HMO coverage, but it was not billed for reasons including, but not limited to, the following: <ul style="list-style-type: none"> • The member denied coverage or will not cooperate. • The provider knows the service in question is not covered by the carrier. • The member's commercial health insurance failed to respond to initial and follow-up claims. • Benefits are not assignable or cannot get assignment. • Benefits are exhausted.

Note: The provider may not use OI-D or OI-Y if the member is covered by a commercial HMO and the HMO denied payment because an otherwise covered service was not rendered by a designated provider. Services covered by a commercial HMO are not reimbursable by ForwardHealth except for the copayment and deductible amounts. Providers who receive a capitation payment from the commercial HMO may not bill ForwardHealth for services that are included in the capitation payment.

Element 9a — Other Insured's Policy or Group Number (not required)**Element 9b — Other Insured's Date of Birth, Sex (not required)****Element 9c — Employer's Name or School Name (not required)****Element 9d — Insurance Plan Name or Program Name (not required)****Element 10a-10c — Is Patient's Condition Related to: (not required)****Element 10d — Reserved for Local Use (not required)****Element 11 — Insured's Policy Group or FECA Number**

Use the first box of this element only. (Elements 11a, 11b, 11c, and 11d are not required.) Element 11 should be left blank when one or

more of the following statements are true:

- Medicare never covers the procedure in any circumstance.
- ForwardHealth indicates the member does *not* have any Medicare coverage including Medicare Cost ("MCC") or Medicare + Choice ("MPC") for the service provided. For example, the service is covered by Medicare Part A, but the member does not have Medicare Part A.
- ForwardHealth indicates that the provider is not Medicare enrolled.
- Medicare has allowed the charges. In this case, attach the Explanation of Medicare Benefits, but do not indicate on the claim form the amount Medicare paid.

If none of the previous statements are true, a Medicare disclaimer code is necessary. If submitting a multiple-page claim, indicate Medicare disclaimer codes on the *first page* of the claim. The following Medicare disclaimer codes may be used when appropriate.

Code	Description
M-7	<p>Medicare disallowed or denied payment. This code applies when Medicare denies the claim for reasons related to policy (not billing errors), or the member's lifetime benefit, SOI, or yearly allotment of available benefits is exhausted.</p> <p><i>For Medicare Part A, use M-7 in the following instances (all three criteria must be met):</i></p> <ul style="list-style-type: none"> • The provider is identified in ForwardHealth files as certified for Medicare Part A. • The member is eligible for Medicare Part A. • The service is covered by Medicare Part A but is denied by Medicare Part A due to frequency limitations, diagnosis restrictions, or exhausted benefits. <p><i>For Medicare Part B, use M-7 in the following instances (all three criteria must be met):</i></p> <ul style="list-style-type: none"> • The provider is identified in ForwardHealth files as certified for Medicare Part B. • The member is eligible for Medicare Part B. • The service is covered by Medicare Part B but is denied by Medicare Part B due to frequency limitations, diagnosis restrictions, or exhausted benefits.
M-8	<p>Noncovered Medicare service. This code may be used when Medicare was not billed because the service is not covered in this circumstance.</p> <p><i>For Medicare Part A, use M-8 in the following instances (all three criteria must be met):</i></p> <ul style="list-style-type: none"> • The provider is identified in ForwardHealth files as certified for Medicare Part A. • The member is eligible for Medicare Part A. • The service is usually covered by Medicare Part A but not in this circumstance (e.g., member's diagnosis). <p><i>For Medicare Part B, use M-8 in the following instances (all three criteria must be met):</i></p> <ul style="list-style-type: none"> • The provider is identified in ForwardHealth files as certified for Medicare Part B. • The member is eligible for Medicare Part B. • The service is usually covered by Medicare Part B but not in this circumstance (e.g., member's diagnosis).

Element 11a — Insured's Date of Birth, Sex (not required)

Element 11b — Employer's Name or School Name (not required)

Element 11c — Insurance Plan Name or Program Name (not required)

Element 11d — Is There Another Health Benefit Plan? (not required)

Element 12 — Patient's or Authorized Person's Signature (not required)**Element 13 — Insured's or Authorized Person's Signature (not required)****Element 14 — Date of Current Illness, Injury, or Pregnancy (not required)****Element 15 — If Patient Has Had Same or Similar Illness (not required)****Element 16 — Dates Patient Unable to Work in Current Occupation (not required)****Element 17 — Name of Referring Provider or Other Source**

Enter the prescribing physician as the referring provider for all services except evaluation (90801 and 90802) and mental health/substance abuse services not otherwise specified (H0046). If a psychiatrist is the referring or prescribing provider and the rendering provider, the psychiatrist's name must be entered in this element.

Element 17a (not required)**Element 17b — NPI**

Enter the NPI of the referring provider.

Element 18 — Hospitalization Dates Related to Current Services (not required)**Element 19 — Reserved for Local Use**

If a provider bills an unlisted (or not otherwise specified) procedure code, a description of the procedure must be indicated in this element. If Element 19 does not provide enough space for the procedure description, or if a provider is billing multiple unlisted procedure codes, documentation must be attached to the claim describing the procedure(s). In this instance, indicate "See Attachment" in Element 19.

Element 20 — Outside Lab? \$Charges (not required)**Element 21 — Diagnosis or Nature of Illness or Injury**

Enter a valid ICD-9-CM diagnosis code for each symptom or condition related to the services provided. The required use of valid diagnosis codes includes the use of the most specific diagnosis codes. List the primary diagnosis first. Etiology ("E") and manifestation ("M") codes may not be used as a primary diagnosis. The diagnosis description is not required.

ForwardHealth accepts up to eight diagnosis codes. To enter more than four diagnosis codes:

- Enter the fifth diagnosis code in the space *between* the first and third diagnosis codes.
- Enter the sixth diagnosis code in the space *between* the second and fourth diagnosis codes.
- Enter the seventh diagnosis code in the space to the right of the third diagnosis code.
- Enter the eighth diagnosis code in the space to the right of the fourth diagnosis code.

When entering fifth, sixth, seventh, and eighth diagnosis codes, do *not* number the diagnosis codes (e.g., do not include a "5" before the fifth diagnosis code).

Element 22 — Medicaid Resubmission (not required)**Element 23 — Prior Authorization Number (not required)****Element 24**

The six service lines in Element 24 have been divided horizontally. Enter service information in the bottom, unshaded area of the six service lines. The horizontal division of each service line is not intended to allow the billing of 12 lines of service.

Element 24A-24G (shaded area)

NDCs must be indicated in the shaded area of Elements 24A-24G. Providers may indicate up to two NDCs per completed service line. Each NDC must be accompanied by an NDC qualifier, unit qualifier, and units. To indicate an NDC, providers should do the following:

- Indicate the NDC qualifier "N4," followed by the 11-digit NDC, with no space in between.
- Indicate one space between the NDC and the unit qualifier.
- Indicate one unit qualifier (F2 [International unit], GR [Gram], ML [Milliliter], or UN [Unit]), followed by the NDC units, with no space in between. The NDC units should be recorded with an implied decimal three digits from the left; for example, to indicate a unit of "1," "1000" would be entered after the unit qualifier.
- If indicating two NDCs in a service line, separate the two "sets" of NDC data by three spaces.
- When submitting more than one NDC on a claim, providers are required to use HCPCS service code J3490.

For example, two NDCs indicated in the shaded area of Elements 24A-24G would look like:
N412345678912 GR123678 N498765432198 UN67000

Element 24A — Date(s) of Service

Enter to and from DOS in MM/DD/YY or MM/DD/CCYY format. If the service was provided on only one DOS, enter the date under "From." Leave "To" blank or re-enter the "From" date.

If the service was provided on consecutive days, those dates may be indicated as a range of dates by entering the first date as the "From" DOS and the last date as the "To" DOS in MM/DD/YY or MM/DD/CCYY format.

A range of dates may be indicated only if the POS, the procedure code (and modifiers, if applicable), the charge, the units, and the rendering provider were identical for each DOS within the range.

Element 24B — Place of Service

Enter the appropriate two-digit POS code for each item used or service performed.

Element 24C — EMG (not required)

Element 24D — Procedures, Services, or Supplies

Enter the single most appropriate five-character procedure code. ForwardHealth denies claims received without an appropriate procedure code.

Modifiers

Enter the appropriate (up to four per procedure code) modifier(s) in the "Modifier" column of Element 24D.

Element 24E — Diagnosis Pointer

Enter the number(s) that corresponds to the appropriate ICD-9-CM diagnosis code(s) listed in Element 21. Up to four diagnosis pointers per detail may be indicated. Valid diagnosis pointers, digits 1 through 8, should *not* be separated by commas or spaces.

Element 24F — \$ Charges

Enter the total charge for each line item.

Enter the dollar amount right justified in the dollar area of the field. Do not use commas when reporting dollar amounts. Dollar signs should not be entered. Enter "00" in the cents area if the amount is a whole number.

Providers are to bill ForwardHealth their usual and customary charge. The usual and customary charge is the provider's charge for providing the same service to persons not entitled to ForwardHealth benefits.

Element 24G — Days or Units

Enter the number of days or units. Only include a decimal when billing fractions (e.g., 1.50). [Rounding guidelines](#) are available.

Element 24H — EPSDT/Family Plan (not required)

Enter a "Y" for each family planning procedure. If family planning does not apply, leave this element blank.

Note: Providers should *not* use this element to indicate that a service is a result of a HealthCheck referral.

Element 24I — ID Qual

If the rendering provider's NPI is different than the billing provider number in Element 33A, enter a qualifier of "ZZ," indicating provider

taxonomy, in the *shaded area* of the detail line.

When submitting claims for pharmacologic management (90862 [Pharmacologic management, including prescription, use, and review of medication with no more than minimal medical psychotherapy]; i.e., medication check) performed by a registered nurse other than a Master's-level psychiatric nurse, the supervising physician is the rendering provider if the Master's-level psychiatric nurse is *not* individually Medicaid certified. The Master's-level psychiatric nurse is the rendering provider if the nurse is separately Medicaid certified.

When the billing provider is a "biller only" provider, indicate rendering provider.

Element 24J — Rendering Provider ID. #

If the rendering provider's NPI is different than the billing provider number in Element 33A, enter the rendering provider's 10-digit taxonomy code in the *shaded area* of this element and enter the rendering provider's NPI in the *white area* provided for the NPI.

Element 25 — Federal Tax ID Number (not required)

Element 26 — Patient's Account No. (not required)

Optional — Providers may enter up to 14 characters of the patient's internal office account number. This number will appear on the RA and/or the 835 transaction.

Element 27 — Accept Assignment? (not required)

Element 28 — Total Charge

Enter the total charges for this claim. If submitting a multiple-page claim, enter the total charge for the claim (i.e., the sum of all details from all pages of the claim) *only on the last page of the claim*.

Enter the dollar amount right justified in the dollar area of the field. Do not use commas when reporting dollar amounts. Dollar signs should not be entered. Enter "00" in the cents area if the amount is a whole number.

Element 29 — Amount Paid

Enter the actual amount paid by commercial health insurance. If submitting a multiple-page claim, indicate the amount paid by commercial health insurance only on the *first page* of the claim.

Enter the dollar amount right justified in the dollar area of the field. Do not use commas when reporting dollar amounts. Dollar signs should not be entered. Enter "00" in the cents area if the amount is a whole number.

If a dollar amount indicated in Element 29 is greater than zero, "OI-P" must be indicated in Element 9. If the commercial health insurance denied the claim, enter "000." Do not enter Medicare-paid amounts in this field.

Element 30 — Balance Due

Enter the balance due as determined by subtracting the amount paid in Element 29 from the amount in Element 28. If submitting a multiple-page claim, enter the balance due for the claim (i.e., the sum of all details from all pages of the claim minus the amount paid by commercial insurance) *only on the last page of the claim*.

Enter the dollar amount right justified in the dollar area of the field. Do not use commas when reporting dollar amounts. Dollar signs should not be entered. Enter "00" in the cents area if the amount is a whole number.

Element 31 — Signature of Physician or Supplier, Including Degrees or Credentials

The provider or authorized representative must sign in Element 31. The month, day, and year the form is signed must also be entered in MM/DD/YY or MM/DD/CCYY format.

Note: The signature may be a computer-printed or typed name and date or a signature stamp with the date.

Element 32 — Service Facility Location Information (not required)

Element 32a — NPI (not required)

Element 32b (not required)**Element 33 — Billing Provider Info & Ph #**

Enter the name of the provider submitting the claim and the practice location address. The minimum requirement is the provider's name, street, city, state, and ZIP+4 code.

Element 33a — NPI

Enter the NPI of the billing provider.

Element 33b

Enter qualifier "ZZ" followed by the 10-digit provider taxonomy code. Do not include a space between the qualifier ("ZZ") and the provider taxonomy code.

Attached Documentation

Providers should not submit additional documentation with a claim *unless* specifically requested.

Correct Errors on Claims and Resubmit to ForwardHealth on the Portal

Providers can view EOB codes and descriptions for any claim submitted to ForwardHealth on the Portal. The EOBs will be useful for providers to determine why a claim did not process successfully, so the provider may correct the error online and resubmit the claim. The EOB will appear on the bottom of the screen and will reference the applicable claim header or detail.

Direct Data Entry of Professional and Institutional Claims on the Portal

Providers can submit professional and institutional claims to ForwardHealth via DDE on the Portal. DDE is an online application that allows providers to submit claims directly to ForwardHealth. DDE is not available for dental or pharmacy claims at this time.

When submitting claims via DDE, required fields are indicated with an asterisk next to the field. If a required field is left blank, the claim will not be submitted and a message will appear prompting the provider to complete the specific required field(s). Portal help is available for each online application screen. In addition, search functions accompany certain fields so providers do not need to look up the following information in secondary resources.

On professional claim forms, providers may search for and select the following:

- Procedure codes.
- Modifiers.
- Diagnosis codes.
- Place of service codes.

On institutional claim forms, providers may search for and select the following:

- Type of bill.
- Patient status.
- Admission source.
- Admission type.
- Diagnosis codes.
- Revenue codes.
- Procedure codes.

- Modifiers.

Fields within the claim form will automatically calculate totals for providers, eliminating potential clerical errors.

Electronic Claims Submission

Providers are encouraged to submit claims electronically. Electronic claims submission does the following:

- Adapts to existing systems.
- Allows flexible submission methods.
- Improves cash flow.
- Offers efficient and timely payments.
- Reduces billing and processing errors.
- Reduces clerical effort.

Electronic claims for services under the outpatient mental health benefit must be submitted using either the 837P or the 837I transaction. Electronic claims for services under the outpatient mental health benefit submitted using any transaction other than the 837P or 837I will be denied.

Providers should use the [companion document](#) for the 837P transaction or 837I transaction when submitting these claims.

Provider Electronic Solutions Software

The DHCAA offers electronic billing software at no cost to the provider. The PES software allows providers to submit electronic claims using the 837 transaction. To obtain [PES software](#), providers may request the software through the ForwardHealth Portal. Providers may also obtain the software by contacting the [DHCAA EDI Helpdesk](#).

Extraordinary Claims

[Extraordinary claims](#) are claims that have been denied by a BadgerCare Plus HMO or SSI HMO and should be submitted to fee-for-service.

HIPAA-Compliant Data Requirements

Procedure Codes

All fields submitted on paper and electronic claims will be edited to ensure HIPAA compliance before being processed. Compliant code sets include CPT and HCPCS procedure codes entered into all fields, including those fields that are "Not Required" or "Optional."

If the information in all fields are not valid and recognized by ForwardHealth, the claim will be denied.

Provider Numbers

For health care providers, NPIs are required in all provider number fields on paper claims and 837 transactions, including rendering, billing, referring, attending, and "Other" provider fields.

Non-healthcare providers, including personal care providers, SMV providers, blood banks, and CCOs should enter valid provider numbers into fields that require a provider number.

Managed Care Organizations

Claims for services that are covered in a member's state-contracted MCO should be submitted to that MCO.

Noncertified Providers

Claims from [noncertified in-state providers](#) must meet additional requirements.

Paper Claim Form Preparation and Data Alignment Requirements

Optical Character Recognition

Paper claims submitted to ForwardHealth on the 1500 Health Insurance Claim Form and UB-04 Claim Form are processed using OCR software that recognizes printed, alphanumeric text. OCR software increases efficiency by alleviating the need for keying in data from paper claims.

The data alignment requirements do not apply to the [Compound Drug Claim](#) and the [Noncompound Drug Claim](#).

Speed and Accuracy of Claims Processing

OCR software processes claim forms by reading text within fields on claim forms. After a paper claim form is received by ForwardHealth, the claim form is scanned so that an image can be displayed electronically. The OCR software reads the electronic image on file and populates the information into the ForwardHealth interChange system. This technology increases accuracy by removing the possibility of errors being made during manual keying.

OCR software speeds paper claim processing, but only if providers prepare their claim forms correctly. In order for OCR software to read the claim form accurately, the quality of copy and the alignment of text within individual fields on the claim form need to be precise. If data are misaligned, the claim could be processed incorrectly. If data cannot be read by the OCR software, the process will stop and the electronic image of the claim form will need to be reviewed and keyed manually. This will cause an increase in processing time.

Handwritten Claims

Submitting handwritten claims should be avoided whenever possible. ForwardHealth accepts handwritten claims; however, it is very difficult for OCR software to read a handwritten claim. If a handwritten claim cannot be read by the OCR software, it will need to be keyed manually from the electronic image of the claim form. Providers should avoid submitting claims with handwritten corrections as this can also cause OCR software processing delays.

Use Original Claim Forms

Only original 1500 Health Insurance Claim Forms and UB-04 Claim Forms should be submitted. Original claim forms are printed in red ink and may be obtained from a federal forms supplier. ForwardHealth does not provide these claim forms. Claims that are submitted as photocopies cannot be read by OCR software and will need to be keyed manually from an electronic image of the claim form. This could result in processing delays.

Use Laser or Ink Jet Printers

It is recommended that claims are printed using laser or ink jet printers rather than printers that use DOT matrix. DOT matrix printers have breaks in the letters and numbers, which may cause the OCR software to misread the claim form. Use of old or worn ink cartridges should also be avoided. If the claim form is read incorrectly by the OCR software, the claim may be denied or reimbursed incorrectly. The process may also be stopped if it is unable to read the claim form, which will cause a delay while it is manually reviewed.

Alignment

Alignment within each field on the claim form needs to be accurate. If text within a field is aligned incorrectly, the OCR software may not recognize that data are present within the field or may not read the data correctly. For example, if a reimbursement amount of \$300.00 is entered into a field on the claim form, but the last "0" is not aligned within the field, the OCR software may read the number as \$30.00, and the claim will be reimbursed incorrectly.

To get the best alignment on the claim form, providers should center information vertically within each field, and align all information on the same horizontal plane. Avoid squeezing two lines of text into one of the six line items on the 1500 Health Insurance Claim Form.

The following sample claim forms demonstrate correct and incorrect alignment:

- [Correct alignment](#) for the 1500 Health Insurance Claim Form.
- [Incorrect alignment](#) for the 1500 Health Insurance Claim Form.
- [Correct alignment](#) for the UB-04 Claim Form.
- [Incorrect alignment](#) for the UB-04 Claim Form.

Clarity

Clarity is very important. If information on the claim form is not clear enough to be read by the OCR software, the process may stop, prompting manual review.

The following guidelines will produce the clearest image and optimize processing time:

- Use 10-point or 12-point Times New Roman or Courier New font.
- Type all claim data in uppercase letters.
- Use only black ink to complete the claim form.
- Avoid using italics, bold, or script.
- Make sure characters do not touch.
- Make sure there are no lines from the printer cartridge anywhere on the claim form.
- Avoid using special characters such as dollar signs, decimals, dashes, asterisks, or backslashes, unless it is specified that these characters should be used.
- Use Xs in check boxes. Avoid using letters such as "Y" for "Yes," "N" for "No," "M" for "Male," or "F" for "Female."
- Do not highlight any information on the claim form. Highlighted information blackens when it is imaged, and the OCR software will be unable to read it.

Note: The above guidelines will also produce the clearest image for claims that need to be keyed manually from an electronic image.

Staples, Correction Liquid, and Correction Tape

The use of staples, correction liquid, correction tape, labels, or stickers on claim forms should be avoided. Staples need to be removed from claim forms before they can be imaged, which can damage the claim and cause a delay in processing time. Correction liquid, correction tape, labels, and stickers can cause data to be read incorrectly or cause the OCR process to stop, prompting manual review. If the form cannot be read by the OCR software, it will need to be keyed manually from an electronic image.

Additional Diagnosis Codes

ForwardHealth will accept up to eight diagnosis codes in Element 21 of the 1500 Health Insurance Claim Form. To correctly add additional diagnosis codes in this element so that it can be read properly by the OCR software, providers should indicate the fifth diagnosis code between the first and third diagnosis code blanks, the sixth diagnosis code between the second and fourth diagnosis code blanks, the seventh diagnosis code to the right of the third diagnosis code blank, and the eighth diagnosis code to the right of the fourth diagnosis code blank. Providers should not number any additional diagnosis codes.

Anchor Fields

Anchor fields are areas on the 1500 Health Insurance Claim Form and the UB-04 Claim Form that the OCR software uses to identify what type of form is being processed. The following fields on the 1500 Health Insurance Claim Form are anchor fields:

- Element 2 (Patient's Name).
- Element 4 (Insured's Name).
- Element 24 (Detail 1).

The following fields on the UB-04 Claim Form are anchor fields:

- Form Locator 4 (Type of Bill).
- Form Locator 5 (Fed. Tax No.).
- Form Locator 9 (Patient Address).
- Form Locator 58A (Insured's Name).

Since ForwardHealth uses these fields to identify the form as a 1500 Health Insurance Claim Form or a UB-04 Claim Form, it is required that these fields are completed for processing.

Paper Claim Submission

Paper claims for services provided under the outpatient mental health benefit must be submitted on the 1500 Health Insurance Claim Form (dated 08/05). Paper claims for services provided under the outpatient mental health benefit and billed as hospital outpatient services using appropriate revenue codes must be submitted on the UB-04 claim form.

ForwardHealth denies claims for services under the outpatient mental health benefit submitted on any claim form other than these.

Providers should use the appropriate claim form instructions for services under the outpatient mental health benefit when completing these claim forms.

Obtaining the Claim Forms

ForwardHealth does not provide the UB-04 or the 1500 Health Insurance claim form. The forms may be obtained from any federal forms supplier.

Rounding Guidelines

The following table illustrates the rules of rounding and gives the appropriate billing unit for all services *except* pharmacologic management and electroconvulsive therapy.

Providers should use these rounding guidelines only when 1.0 unit of service is equal to one hour. Providers should follow the time specified in the procedure code description for all other codes.

Outpatient Mental Health Services	
Time (Minutes)	Unit(s) Billed
1-6	.1
7-12	.2
13-18	.3
19-24	.4
25-30	.5
31-36	.6
37-42	.7
43-48	.8
49-54	.9

55-60

1.0

The following table illustrates the rules of rounding and gives the appropriate billing unit for pharmacologic management. Providers should use these rounding guidelines only when 1.0 unit of service is equal to 15 minutes. Providers should follow the time specified in the procedure code description for all other codes.

Pharmacologic Management Rounding Guidelines	
Time (Minutes)	Unit(s) Billed
1-3	.2
4-6	.4
7-9	.6
10-12	.8
13-15	1.0
16-18	1.2
19-21	1.4
22-24	1.6
25-27	1.8
28-30	2.0

Electronconvulsive therapy reimbursement is made on a daily basis; therefore, there are no rounding guidelines for this service.

Submitting Paper Attachments with Electronic Claims

Providers may submit paper attachments to accompany electronic claims and electronic claim adjustments. Providers should refer to their [companion documents](#) for directions on indicating that a paper attachment will be submitted by mail.

Paper attachments that go with electronic claim transactions must be submitted with the [Claim Form Attachment Cover Page](#). Providers are required to indicate an ACN for paper attachment(s) submitted with electronic claims. (The ACN is an alphanumeric entry between 2 and 80 digits assigned by the provider to identify the attachment.) The ACN must be indicated on the cover page so that ForwardHealth can match the paper attachment(s) to the correct electronic claim.

ForwardHealth will hold an electronic claim transaction or a paper attachment(s) for up to 30 calendar days to find a match. If a match cannot be made within 30 days, the claim will be processed without the attachment and will be denied if an attachment is required. When such a claim is denied, both the paper attachment(s) and the electronic claim will need to be resubmitted.

Providers are required to send paper attachments relating to electronic claim transactions to the following address:

ForwardHealth
 Claims and Adjustments
 6406 Bridge Rd
 Madison WI 53784-0002

UB-04 (CMS 1450) Claim Form Instructions for Outpatient Mental Health Services

A [sample UB-04](#) claim form is available for outpatient mental health services.

Use the following claim form completion instructions, not the form locator descriptions printed on the claim form, to avoid claim denial or inaccurate claim payment. Complete all form locators unless otherwise indicated. Do not include attachments unless instructed to do so.

These instructions are for the completion of the UB-04 for ForwardHealth. For complete billing instructions, refer to the National UB-04 Uniform Billing Manual prepared by the NUBC. The National UB-04 Uniform Billing Manual contains important coding information not available in these instructions. Providers may purchase the National UB-04 Uniform Billing Manual by calling (312) 422-3390 or by accessing the NUBC Web site at www.nubc.org/.

Members enrolled in BadgerCare Plus or Medicaid receive a ForwardHealth identification card. Always verify a member's enrollment before providing nonemergency services to determine if there are any limitations on covered services and to obtain the correct spelling of the member's name.

Note: Each provider is solely responsible for the truthfulness, accuracy, timeliness, and completeness of claims relating to reimbursement for services submitted to ForwardHealth.

Submit completed paper claims to the following address:

ForwardHealth
Claims and Adjustments
6406 Bridge Rd
Madison WI 53784-0002

Form Locator 1 — Provider Name, Address, and Telephone Number

Enter the name of the provider submitting the claim and the practice location address. The minimum requirement is the provider's name, city, state, and ZIP+4 code. The name in Form Locator 1 should correspond with the NPI in Form Locator 56.

Form Locator 2 — Pay-to Name, Address, and ID (not required)

Form Locator 3a — Pat. Cntl # (optional)

Providers may enter up to 20 characters of the patient's internal office account number. This number will appear on the RA and/or the 835 transaction.

Form Locator 3b — Med. Rec. # (optional)

Enter the number assigned to the patient's medical/health record by the provider. This number will appear on the RA and/or the 835 transaction.

Form Locator 4 — Type of Bill

Exclude the leading zero and enter the three-digit type of bill code. The first digit identifies the type of facility. The second digit classifies the type of care. The third digit ("X") indicates the billing frequency; providers should enter one of the following for "X":

- 1 = Admit through discharge claim.
- 2 = Interim — first claim.
- 3 = Interim — continuing claim.
- 4 = Interim — final claim.

Form Locator 5 — Fed. Tax No.

Data are required in this form locator for OCR processing. Any information populated by a provider's computer software is acceptable data for this form locator. If computer software does not automatically complete this form locator, enter information such as the provider's federal tax identification number.

Form Locator 6 — Statement Covers Period (From - Through)

Enter both dates in MM/DD/YY format (e.g., November 1, 2006, would be 11/01/06). Include the date of discharge or death.

Form Locator 7 — Unlabeled Field (not required)

Form Locator 8 a-b — Patient Name

Enter the member's last name and first name, separated by a space or comma, in Form Locator 8b. Use Wisconsin's EVS to obtain the correct spelling of the member's name. If the name or spelling of the name on the ForwardHealth card and the EVS do not match, use the

spelling from the EVS.

Form Locator 9 a-e — Patient Address

Data are required in this form locator for OCR processing. Any information populated by a provider's computer software is acceptable data for this form locator (e.g., "On file"). If computer software does not automatically complete this form locator, enter information such as the member's complete address in field 9a.

Form Locator 10 — Birthdate (not required)

Form Locator 11 — Sex (not required)

Form Locator 12 — Admission Date (not required)

Form Locator 13 — Admission Hr (not required)

Form Locator 14 — Admission Type (not required)

Form Locator 15 — Admission Src (not required)

Enter the code indicating the source of this admission. Refer to the UB-04 Billing Manual for more information.

Form Locator 16 — DHR (not required)

Form Locator 17 — Stat (not required)

Form Locators 18-28 — Condition Codes (required, if applicable)

Enter the code(s) identifying a condition related to this claim, if appropriate. Refer to the UB-04 Billing Manual for more information.

Form Locator 29 — ACDT State (not required)

Form Locator 30 — Unlabeled Field (not required)

Form Locators 31-34 — Occurrence Code and Date (required, if applicable)

If appropriate, enter the code and associated date defining a significant event relating to this claim that may affect payer processing. All dates must be printed in the MMDDYY format. Refer to the UB-04 Billing Manual for more information.

Form Locators 35-36 — Occurrence Span Code (From - Through) (not required)

Form Locator 37 — Unlabeled Field (not required)

Form Locator 38 — Responsible Party Name and Address (not required)

Form Locators 39-41 a-d — Value Code and Amount (required if applicable)

Enter the relevant value code and associated amount, if applicable. Refer to the UB-04 Billing Manual for more information on value codes.

Form Locator 42 — Rev. Cd.

Enter the appropriate four-digit revenue code as defined by the NUBC that identifies a specific accommodation or ancillary service. Refer to outpatient mental health publications or the UB-04 Billing Manual for information and codes.

Form Locator 43 — Description

To indicate a NDC with a drug-related HCPCS J-code, providers should indicate in Form Locator 43 a two-digit qualifier ("N4") followed by the 11-digit NDC. In addition, providers should note the following:

- Indicate the NDC qualifier "N4," followed by the 11-digit NDC, with no space in between.
- Indicate one unit qualifier (GR [Gram], ML [Milliliter], or UN [Unit]).
- Indicate the NDC units with a floating decimal for fractional units limited to 3 digits (to the right of the decimal).
- When submitting more than one NDC on a claim, providers are required to use HCPCS code J3490.

Do *not* enter any dates in this form locator.

Form Locator 44 — HCPCS/Rate/HIPPS Code (required, if applicable)

Form Locator 45 — Serv. Date

Enter the DOS in MMDDYY format in Form Locator 43 or Form Locator 45. Multiple DOS must be indicated in Form Locator 43.

Form Locator 46 — Serv. Units

Enter the number of covered accommodation days, ancillary units of service, or visits, for each line item. [Rounding guidelines](#) are available.

Form Locator 47 — Total Charges (by Accommodation/Ancillary Code Category)

Enter the usual and customary charges pertaining to the related revenue code for the current billing period as entered in Form Locator 6, "statement covers period." Enter revenue code "0001" to report the sum of all charges in Form Locator 47.

Form Locator 48 — Non-covered Charges (not required)

Form Locator 49 — Unlabeled Field (not required)

Detail Line 23

PAGE ___ OF ___

Enter the current page number in the first blank and the total number of pages in the second blank. This information must be included for both single- and multiple-page claims.

CREATION DATE (not required)

TOTALS

Enter the sum of all charges for the claim in this field. If submitting a multiple-page claim, enter the total charge for the claim (i.e., the sum of all details from all pages of the claim) *only on the last page of the claim*.

Form Locator 50 A-C — Payer Name

Enter all health insurance payers here. Enter "T19" for Medicaid and the name of the commercial health insurance, if applicable. If submitting a multiple-page claim, enter health insurance payers only on the *first page* of the claim.

Form Locator 51 A-C — Health Plan ID (not required)

Form Locator 52 A-C — Rel. Info (not required)

Form Locator 53 A-C — Asg. Ben. (not required)

Form Locator 54 A-C — Prior Payments (required, if applicable)

Enter the actual amount paid by commercial health insurance. (If the dollar amount indicated in Form Locator 54 is greater than zero, "OI-P" must be indicated in Form Locator 80.) If the commercial health insurance denied the claim, enter "000." Do not enter Medicare-paid amounts in this field.

If submitting a multiple-page claim, enter the amount paid by commercial health insurance only on the *first page* of the claim.

Form Locator 55 A-C — Est. Amount Due (not required)

Form Locator 56 — NPI

Enter the provider's NPI. The NPI in Form Locator 56 should correspond with the name in Form Locator 1.

Form Locator 57 — Other Provider ID (not required)

Form Locator 58 A-C — Insured's Name

Data are required in this form locator for OCR processing. Any information populated by a provider's computer software is acceptable data for this form locator (e.g., "Same"). If computer software does not automatically complete this form locator, enter information such as the member's last name, first name, and middle initial.

Form Locator 59 A-C — P. Rel (not required)

Form Locator 60 A-C — Insured's Unique ID

Enter the member identification number. Do not enter any other numbers or letters. Use the ForwardHealth card or the EVS to obtain the correct member ID.

Form Locator 61 A-C — Group Name (not required)

Form Locator 62 A-C — Insurance Group No. (not required)

Form Locator 63 A-C — Treatment Authorization Codes (not required)

Form Locator 64 A-C — Document Control Number (not required)

Form Locator 65 A-C — Employer Name (not required)

Form Locator 66 — Dx (not required)

Form Locator 67 — Prin. Diag. Cd.

Enter the valid, most specific ICD-9-CM code (up to five digits) describing the principal diagnosis (e.g., the condition established after study to be chiefly responsible for causing the admission or other health care episode). Do not enter manifestation codes as the principal diagnosis; code the underlying disease first. The principal diagnosis may not include "E" (etiology) codes.

Form Locators 67A-Q — Other Diag. Codes

Enter valid, most specific ICD-9-CM diagnosis codes (up to five digits) corresponding to additional conditions that coexist at the time of admission, or develop subsequently, and that have an effect on the treatment received or the length of stay. Diagnoses that relate to an earlier episode and have no bearing on this episode are to be excluded. Providers should prioritize diagnosis codes as relevant to this claim.

Form Locator 68 — Unlabeled Field (not required)

Form Locator 69 — Admit Dx

Enter a valid, most specific ICD-9-CM diagnosis code (up to five digits) provided at the time of admission.

Form Locator 70 — Patient Reason Dx (not required)

Form Locator 71 — PPS Code (not required)

Form Locator 72 — ECI (not required)

Form Locator 73 — Unlabeled Field (not required)

Form Locator 74 — Principal Procedure Code and Date (required, if applicable)

Enter the procedure that identifies the principal procedure performed during the period covered by this claim and the date on which the principal procedure described on the claim was performed.

Note: Most often the principal procedure will be that procedure which is most closely related to the principal discharge diagnosis.

Form Locator 74a-e — Other Procedure Code and Date (required, if applicable)

If more than six procedures are performed, report those that are most important for the episode using the same guidelines in Form Locator 74 for determining the principal procedure.

Form Locator 75 — Unlabeled Field (not required)

Form Locator 76 — Attending

Enter the attending provider's NPI.

Form Locator 77 — Operating (not required)**Form Locators 78 and 79 — Other (not required)**

Enter the other provider's NPI.

Form Locator 80 — Remarks (enter information when applicable)**Commercial Health Insurance Billing Information**

Commercial health insurance coverage must be billed prior to billing ForwardHealth, unless the service does not require commercial health insurance billing as determined by ForwardHealth.

When the member has dental ("DEN"), Medicare Cost ("MCC"), Medicare + Choice ("MPC") insurance only, or has no commercial health insurance, do not indicate an OI explanation code in Form Locator 80.

When the member has Wausau Health Protection Plan ("HPP"), BlueCross & BlueShield ("BLU"), Wisconsin Physicians Service ("WPS"), Medicare Supplement ("SUP"), TriCare ("CHA"), vision only ("VIS"), a health maintenance organization ("HMO"), or some other ("OTH") commercial health insurance, *and* the service requires commercial health insurance billing, then one of the following three OI explanation codes *must* be indicated in Form Locator 80. The description is not required, nor is the policyholder, plan name, group number, etc.

Code	Description
OI-P	PAID in part or in full by commercial health insurance or commercial HMO. In Form Locator 54 of this claim form, indicate the amount paid by commercial health insurance to the provider or to the insured.
OI-D	DENIED by commercial health insurance or commercial HMO following submission of a correct and complete claim, or payment was applied towards the coinsurance and deductible. Do not use this code unless the claim was actually billed to the commercial health insurer.
OI-Y	YES, the member has commercial health insurance or commercial HMO coverage, but it was not billed for reasons including, but not limited to the following: <ul style="list-style-type: none"> • The member denied coverage or will not cooperate. • The provider knows the service in question is not covered by the carrier. • The member's commercial health insurance failed to respond to initial and follow-up claims. • Benefits are not assignable or cannot get assignment. • Benefits are exhausted.

Note: The provider may not use OI-D or OI-Y if the member is covered by a commercial HMO and the HMO denied payment because an otherwise covered service was not rendered by a designated provider. Services covered by a commercial HMO are not reimbursable by ForwardHealth except for the copayment and deductible amounts. Providers who receive a capitation payment from the commercial HMO may not submit claims to ForwardHealth for services that are included in the capitation payment.

Medicare Information

Use Form Locator 80 for Medicare information. Submit claims to Medicare before billing ForwardHealth.

Do not indicate a Medicare disclaimer code when one or more of the following statements is true:

- Medicare never covers the procedure in any circumstance.
- ForwardHealth indicates the member does not have any Medicare coverage for the service provided. For example, the service is covered by Medicare Part A, but the member does not have Medicare Part A.
- ForwardHealth indicates the provider is not Medicare certified.

Note: Home health agencies, medical equipment vendors, pharmacies, and physician services providers must be Medicare

certified to perform Medicare-covered services for dual eligibles.

- Medicare has allowed the charges. In this case, attach Medicare remittance information, but do not indicate on the claim form the amount Medicare paid.

If none of the above is true, a Medicare disclaimer code is necessary. The following Medicare disclaimer codes may be used when appropriate.

Code	Description
M-7	<p>Medicare disallowed or denied payment. This code applies when Medicare denies the claim for reasons related to policy (not billing errors), or the member's lifetime benefit, SOI, or yearly allotment of available benefits is exhausted. Use M-7 in the following instances.</p> <p><i>For Medicare Part A, use M-7 in the following instances (all three criteria must be met):</i></p> <ul style="list-style-type: none"> • The provider is identified in ForwardHealth files as certified for Medicare Part A. • The member is eligible for Medicare Part A. • The service is covered by Medicare Part A but is denied by Medicare Part A due to frequency limitations, diagnosis restrictions, or the service is not payable due to benefits being exhausted. <p><i>For Medicare Part B, use M-7 in the following instances (all three criteria must be met):</i></p> <ul style="list-style-type: none"> • The provider is identified in ForwardHealth files as certified for Medicare Part B. • The member is eligible for Medicare Part B. • The service is covered by Medicare Part B but is denied by Medicare Part B due to frequency limitations, diagnosis restrictions, or the service is not payable due to benefits being exhausted.
M-8	<p>Noncovered Medicare service. This code may be used when Medicare was not billed because the service is not covered in this circumstance. Use M-8 in the following instances.</p> <p><i>For Medicare Part A, use M-8 in the following instances (all three criteria must be met):</i></p> <ul style="list-style-type: none"> • The provider is identified in ForwardHealth files as certified for Medicare Part A. • The member is eligible for Medicare Part A. • The service is usually covered by Medicare Part A but not in this circumstance (e.g., member's diagnosis). <p><i>For Medicare Part B, use M-8 in the following instances (all three criteria must be met):</i></p> <ul style="list-style-type: none"> • The provider is identified in ForwardHealth files as certified for Medicare Part B. • The member is eligible for Medicare Part B. • The service is usually covered by Medicare Part B but not in this circumstance (e.g., member's diagnosis).

Form Locator 81 a-d — CC (not required)

If the billing provider's NPI was indicated in Form Locator 56, enter the qualifier "B3" in the first field to the right of the form locator, followed by the 10-digit provider taxonomy code in the second field.

Timely Filing Appeals Requests

Requirements

When a claim or adjustment request meets one of the [exceptions](#) to the submission deadline, the provider may submit a [Timely Filing Appeals Request](#) form. The Timely Filing Appeals Request form may be submitted with either a paper claim or an electronic claim.

DOS that are beyond the submission deadline should be submitted separately from DOS that are within the deadline. Claims or adjustment requests received that contain both current and late DOS are processed through normal channels without review by Timely Filing. Late DOS will be denied.

Resubmission

Decisions on [Timely Filing Appeals Requests](#) cannot be appealed. Providers may resubmit the claim to Timely Filing if both of the following occur:

- The provider submits additional documentation as requested.
- ForwardHealth receives the documentation before the specified deadline for the exception to the submission deadline.

Submission

To receive consideration for an exception to the submission deadline, providers are required to submit the following:

- A properly completed [Timely Filing Appeals Request](#) form.
- A legible claim or adjustment request.
- All required documentation as specified for the exception to the submission deadline.

To receive consideration, a Timely Filing Appeals Request must be received before the deadline specified for the exception to the submission deadline.

When completing the claim or adjustment request, providers are required to indicate the procedure code, diagnosis code, POS code, etc., as effective for the DOS. However, providers should use the current claim form and instructions or adjustment request form and instructions. Reimbursement for Timely Filing Appeals Requests is contingent upon the claim or adjustment request meeting program requirements for the DOS.

The following table lists the filing deadlines and documentation requirements as they correspond to each of the eight allowable exceptions.

Change in Nursing Home Resident's Level of Care or Liability Amount		
Description of the Exception	Documentation Requirements	Submission Address
This exception occurs when a nursing home claim is initially received within the submission deadline and reimbursed incorrectly due to a change in the member's authorized level of care or liability amount.	To receive consideration, the request must be submitted within 455 days from the DOS and the correct liability amount or level of care must be indicated on the Adjustment/Reconsideration Request form. The most recent claim number (also known as the ICN) must be indicated on the Adjustment/Reconsideration Request form. This number may be the result of a ForwardHealth-initiated adjustment.	ForwardHealth Timely Filing Ste 50 6406 Bridge Rd Madison WI 53784-0050

Decision Made by a Court, Fair Hearing, or the Department of Health Services

Description of the Exception	Documentation Requirements	Submission Address
This exception occurs when a decision is made by a court, fair hearing, or the DHS.	To receive consideration, the request must be submitted within 90 days from the date of the decision of the hearing. A complete copy of the notice received from the court, fair hearing, or DHS must be submitted with the request.	ForwardHealth Timely Filing Ste 50 6406 Bridge Rd Madison WI 53784-0050

Denial Due to Discrepancy Between the Member's Enrollment Information in ForwardHealth interChange and the Member's Actual Enrollment

Description of the Exception	Documentation Requirements	Submission Address
This exception occurs when a claim is initially received by the deadline but is denied due to a discrepancy between the member's enrollment information in ForwardHealth interChange and the member's actual enrollment.	<p>To receive consideration, the following documentation must be submitted within 455 days from the DOS:</p> <ul style="list-style-type: none"> • A copy of remittance information showing the claim was submitted in a timely manner and denied with a qualifying enrollment-related explanation. • A photocopy of one of the following indicating enrollment on the DOS: <ul style="list-style-type: none"> ◦ White paper BadgerCare Plus EE for pregnant women or children identification card. ◦ Green paper temporary identification card. ◦ White paper PE for the FPW identification card. ◦ The response received through the EVS from a commercial eligibility vendor. ◦ The transaction log number received through WiCall. 	ForwardHealth Good Faith/Timely Filing Ste 50 6406 Bridge Rd Madison WI 53784-0050

ForwardHealth Reconsideration or Recoupment

Description of the Exception	Documentation Requirements	Submission Address
This exception occurs when ForwardHealth reconsiders a previously processed claim. ForwardHealth will initiate an adjustment on a previously paid claim.	If a subsequent provider submission is required, the request must be submitted within 90 days from the date of the RA message. A copy of the RA message that shows the ForwardHealth-initiated adjustment must be submitted with the request.	ForwardHealth Timely Filing Ste 50 6406 Bridge Rd Madison WI 53784-0050

Retroactive Enrollment for Persons on General Relief

Description of the Exception	Documentation Requirements	Submission Address
This exception occurs when the local county or tribal agency requests a return of a GR payment from the provider because a member has become retroactively enrolled for Wisconsin Medicaid or BadgerCare Plus.	<p>To receive consideration, the request must be submitted within 180 days from the date the backdated enrollment was added to the member's enrollment information. The request must be submitted with one of the following:</p> <ul style="list-style-type: none"> • "GR retroactive enrollment" indicated on the claim. 	ForwardHealth GR Retro Eligibility Ste 50 6406 Bridge Rd Madison WI 53784-0050

	<ul style="list-style-type: none"> • A copy of the letter received from the local county or tribal agency. 	
--	---	--

Medicare Denial Occurs After the Submission Deadline

Description of the Exception	Documentation Requirements	Submission Address
<p>This exception occurs when claims submitted to Medicare (within 365 days of the DOS) are denied by Medicare after the 365-day submission deadline. A waiver of the submission deadline will not be granted when Medicare denies a claim for one of the following reasons:</p> <ul style="list-style-type: none"> • The charges were previously submitted to Medicare. • The member name and identification number do not match. • The services were previously denied by Medicare. • The provider retroactively applied for Medicare enrollment and did not become enrolled. 	<p>To receive consideration, the following must be submitted within 90 days of the Medicare processing date:</p> <ul style="list-style-type: none"> • A copy of the Medicare remittance information. • The appropriate Medicare disclaimer code must be indicated on the claim. 	<p>ForwardHealth Timely Filing Ste 50 6406 Bridge Rd Madison WI 53784-0050</p>

Refund Request from an Other Health Insurance Source

Description of the Exception	Documentation Requirements	Submission Address
<p>This exception occurs when an other health insurance source reviews a previously paid claim and determines that reimbursement was inappropriate.</p>	<p>To receive consideration, the following documentation must be submitted within 90 days from the date of recoupment notification:</p> <ul style="list-style-type: none"> • A copy of the commercial health insurance remittance information. • A copy of the remittance information showing recoupment for crossover claims when Medicare is recouping payment. 	<p>ForwardHealth Timely Filing Ste 50 6406 Bridge Rd Madison WI 53784-0050</p>

Retroactive Member Enrollment

Description of the Exception	Documentation Requirements	Submission Address
<p>This exception occurs when a claim cannot be submitted within the submission deadline due to a delay in the determination of a member's retroactive enrollment.</p>	<p>To receive consideration, the request must be submitted within 180 days from the date the backdated enrollment was added to the member's enrollment information. In addition, "retroactive enrollment" must be indicated on the claim.</p>	<p>ForwardHealth Timely Filing Ste 50 6406 Bridge Rd Madison WI 53784-0050</p>

Coordination of Benefits

3

Archive Date:04/01/2009

Coordination of Benefits:Commercial Health Insurance

Assignment of Insurance Benefits

Assignment of insurance benefits is the process by which a specified party (e.g., provider or policyholder) becomes entitled to receive payment for claims in accordance with the insurance company policies.

Commercial health insurance companies may permit reimbursement to the provider or member. Providers should verify whether commercial health insurance benefits may be assigned to the provider. As indicated by the commercial health insurance, providers may be required to obtain approval from the member for this assignment of benefits.

If the provider is assigned benefits, providers should bill the commercial health insurance.

If the member is assigned insurance benefits, it is appropriate to submit a claim to ForwardHealth without billing the commercial health insurance. In this instance providers should indicate the appropriate other insurance indicator. ForwardHealth will bill the commercial health insurance.

Claims for Services Denied by Commercial Health Insurance

If commercial health insurance denies or recoups payment for services that are covered, the provider may submit a claim for those services. To allow payment in this situation, providers are encouraged to follow the requirements (e.g., request PA before providing the service for covered services that require PA). If the requirements are followed, BadgerCare Plus may reimburse for the service up to the allowed amount (less any payments made by other health insurance sources).

Commercial Fee-for-Service

Fee-for-service commercial health insurance is the traditional health care payment system under which providers receive a payment for each unit of service provided rather than a capitation payment for each member. Such insurance usually does not restrict health care to a particular network of providers.

Commercial Managed Care

A commercial managed care plan provides coverage through a specified group of providers in a particular service area. The providers may be under contract with the commercial health insurance and receive payment based on the number of patients seen (i.e., capitation payment).

Commercial managed care plans require members to use a designated network of providers. Non-network providers (i.e., providers who do not have a contract with the member's commercial managed care plan) will be reimbursed by the commercial managed care plan *only* if they obtain a referral or provide an emergency service.

Except for emergency services and covered services that are not covered under the commercial managed care plan, members enrolled in both a commercial managed care plan and BadgerCare Plus (i.e., state-contracted MCO, fee-for-service) are required to receive services from providers affiliated with the commercial managed care plan. In this situation, providers are required to refer the members to commercial managed care providers. This is necessary because commercial health insurance is always primary to BadgerCare Plus.

BadgerCare Plus will *not* reimburse the provider if the commercial managed care plan denied or would deny payment because a service otherwise covered under the commercial managed care plan was performed by a provider outside the plan. In addition, if a member receives a covered service outside his or her commercial managed care plan, the provider cannot collect payment from the member.

Definition of Commercial Health Insurance

Commercial health insurance is defined as any type of health benefit not obtained from Medicare or Wisconsin Medicaid and BadgerCare Plus. The insurance may be employer-sponsored or privately purchased. Commercial health insurance may be provided on a fee-for-service basis or through a managed care plan.

Discounted Rates

Providers of services that are discounted by commercial health insurance should include the following on claims submitted:

- Their [usual and customary charge](#).
- The appropriate other insurance indicator.
- The amount, if any, actually received from commercial health insurance as the amount paid by commercial health insurance.

Exhausting Commercial Health Insurance Sources

Providers are required to exhaust commercial health insurance sources before submitting claims to ForwardHealth. This is accomplished by following the process indicated in the following steps. Providers are required to prepare complete and accurate documentation of efforts to bill commercial health insurance to substantiate other insurance indicators used on any claim.

Step 1. Determine if the Member Has Commercial Health Insurance

If Wisconsin's EVS does not indicate that the member has commercial health insurance, the provider may submit a claim to ForwardHealth unless the provider is otherwise aware of commercial health insurance coverage.

If the member disputes the information as it is indicated in the EVS, the provider should submit a completed [Other Coverage Discrepancy Report](#) form. Unless the service does not require other health insurance billing, the provider should allow at least two weeks before proceeding to Step 2.

Step 2. Determine if the Service Requires Other Health Insurance Billing

If the service requires other health insurance billing, the provider should proceed to Step 3.

If the service does not require other health insurance billing, the provider should proceed in one of the following ways:

- The provider is encouraged to bill commercial health insurance if he or she believes that benefits are available. Reimbursement from commercial health insurance may be greater than the BadgerCare Plus-allowed amount. If billing commercial health insurance first, the provider should proceed to Step 3.
- The provider may submit a claim without indicating an other insurance indicator on the claim.

The provider may not bill BadgerCare Plus and commercial health insurance simultaneously. Simultaneous billing may constitute fraud and interferes with BadgerCare Plus's ability to recover prior payments.

Step 3. Identify Assignment of Commercial Health Insurance Benefits

The provider should verify whether commercial health insurance benefits may be assigned to the provider. (As indicated by commercial health insurance, the provider may be required to obtain approval from the member for this assignment of benefits.)

The provider should proceed in one of the following ways:

- **If the provider is assigned benefits**, the provider should bill commercial health insurance and proceed to Step 4.
- **If the member is assigned insurance benefits**, the provider may submit a claim (without billing commercial health insurance) using the appropriate other insurance indicator.

If the commercial health insurance reimburses the member, the provider may collect the payment from the member. If the provider receives reimbursement from BadgerCare Plus and the member, the provider is required to return the lesser amount to BadgerCare Plus.

Step 4. Bill Commercial Health Insurance and Follow Up

If commercial health insurance denies or partially reimburses the provider for the claim, the provider may proceed to Step 5.

If commercial health insurance does not respond within 45 days, the provider should follow up the original claim with an inquiry to commercial health insurance to determine the disposition of the claim. If commercial health insurance does not respond within 30 days of the inquiry, the provider may proceed to Step 5.

Step 5. Submit Claim to ForwardHealth

If only partial reimbursement is received, if the correct and complete claim is denied by commercial health insurance, or if commercial health insurance does not respond to the original and follow-up claims, the provider may submit a claim to ForwardHealth using the appropriate other insurance indicator. Commercial remittance information should not be attached to the claim.

Members Unable to Obtain Services Under Managed Care Plan

Sometimes a member's enrollment file shows commercial managed care coverage, but the member is unable to receive services from the managed care plan. Examples of such situations include the following:

- Children enrolled in a commercial managed care plan by a noncustodial parent if the custodial parent refuses to use the coverage.
- Members enrolled in a commercial managed care plan who reside outside the service area of the managed care plan.
- Members enrolled in a commercial managed care plan who enter a nursing facility that limits the member's access to managed care providers.

In these situations, BadgerCare Plus will pay for services covered by both BadgerCare Plus and the commercial managed care plan even though the services are obtained from providers outside the plan.


When submitting claims for these members, providers should do one of the following:


- Indicate "OI-Y" on paper claims.
- Refer to the Wisconsin [Provider Electronic Solutions Manual](#) or the appropriate [837 companion document](#) to determine the appropriate other insurance indicator for electronic claims.


Mental Health and Substance Abuse Services Requiring Other Health Insurance Billing

The following table lists mental health and substance abuses services that may require providers to bill other insurance sources before billing BadgerCare Plus.


--	--	--


A large rectangular area of the page is completely redacted with a solid grey fill. This redaction covers the entire central portion of the document, obscuring all text and data that would otherwise be present in the table or report.


A large rectangular area of the page is completely redacted with a solid grey fill. This redaction covers the entire central portion of the document, obscuring all text and data that would otherwise be present in the table or report.


A large rectangular area of the page is completely redacted with a solid grey fill. This redaction covers the majority of the page's content, leaving only the header and footer visible.

--	--	--


A large rectangular area of the page is completely redacted with a solid grey fill. This redaction covers the entire central portion of the document, obscuring all text and data that would otherwise be present in the table or report.


A large rectangular area of the page is completely redacted with a solid grey color. This redaction covers the entire central portion of the document, obscuring all text and data that would otherwise be present in the table or report.


A large rectangular area of the page is completely redacted with a solid grey fill. This redaction covers the entire central portion of the document, obscuring all text and data that would otherwise be present in the table or report.


A large rectangular area of the page is completely redacted with a solid grey fill. This redaction covers the entire central portion of the document, obscuring all text and data that would otherwise be present in the table or report.


Service	Bill Commercial Health Insurance?	Bill Medicare?
----------------	--	-----------------------


A large rectangular area of the page is completely redacted with a solid grey color. This redaction covers the entire central portion of the document, obscuring all text and data that would otherwise be present in the table or report.


A large rectangular area of the page is completely redacted with a solid grey fill. This redaction covers the entire central portion of the document, obscuring all text and data that would otherwise be present in the table or report.

A large rectangular area of the page is completely redacted with a solid grey fill. This redaction covers the entire central portion of the document, obscuring all text and data that would otherwise be present in the table or report.

A large rectangular area of the page is completely redacted with a solid grey fill. This redaction covers the entire central portion of the document, obscuring all text and data that would otherwise be present in the table or report.

A large rectangular area of the page is completely redacted with a solid grey fill. This redaction covers the entire central portion of the document, obscuring all text and data that would otherwise be present in the table or report.

A large rectangular area of the page is completely redacted with a solid grey fill. This redaction covers the entire central portion of the document, obscuring all text and data that would otherwise be present in the table or report.

A large rectangular area of the page is completely redacted with a solid grey color. This redaction covers the entire central portion of the document, obscuring all text and data that would otherwise be present in the table or report.

--	--	--	--

Adult Mental Health Day Treatment Services

Yes

Yes

--	--	--	--

--	--	--	--

--	--	--	--

--	--	--	--

--	--	--	--

--	--	--	--

--	--	--	--

--	--	--	--

Case Management for Mental Health/Substance Abuse Services

No

No

--	--	--	--

--	--	--	--

--	--	--	--

--	--	--	--

--	--	--	--

--	--	--	--

--	--	--	--

--	--	--	--

Central Nervous System Assessments/Tests

Yes

Yes

--	--	--	--

--	--	--	--

--	--	--	--

--	--	--	--

--	--	--

--	--	--	--

--	--	--	--

--	--	--	--

Child/Adolescent Day Treatment Services (HealthCheck "Other Services")	Yes	No

--	--	--	--

--	--	--	--

--	--	--	--

--	--	--	--

--	--	--	--

--	--	--	--

--	--	--	--

--	--	--	--

Clozapine Management Services

Yes

No

--	--	--	--

--	--	--	--

--	--	--	--

--	--	--	--

--	--	--	--

--	--	--	--

--	--	--	--

--	--	--	--

Community Support Program Services

Yes

No

--	--	--	--

--	--	--	--

--	--	--	--

--	--	--	--

--	--	--	--

--	--	--	--

--	--	--	--

--	--	--	--

Comprehensive Community Services

Yes

No

--	--	--	--

--	--	--	--

--	--	--	--

--	--	--

--	--	--	--

--	--	--	--

--	--	--	--

--	--	--	--

Crisis Intervention Services

Yes

No

--	--	--	--

--	--	--	--

--	--	--	--

--	--	--	--

--	--	--	--

--	--	--	--

--	--	--	--

--	--	--	--

Health and Behavior Assessment/Intervention

Yes

Yes

--	--	--	--

--	--	--	--

--	--	--	--

--	--	--	--

--	--	--	--

--	--	--	--

--	--	--	--

--	--	--	--

--	--	--	--

--	--	--	--

--	--	--	--

**In-Home Mental Health/Substance Abuse Treatment Services for Children
(HealthCheck "Other Services")**

Yes

Yes