

Provider Enrollment and Ongoing Responsibilities

1

Archive Date:06/02/2025

Provider Enrollment and Ongoing Responsibilities:Provider Enrollment

Topic #899

CLIA Certification or Waiver

Congress implemented CLIA (Clinical Laboratory Improvement Amendment) to improve the quality and safety of laboratory services. CLIA requires **all** laboratories and providers that perform tests (including waived tests) for health assessment or for the diagnosis, prevention, or treatment of disease or health impairment to comply with specific federal quality standards. This requirement applies even if only a single test is being performed.

CLIA Enrollment

The federal CMS (Centers for Medicare and Medicaid Services) sends CLIA enrollment information to ForwardHealth. The enrollment information includes CLIA identification numbers for all current laboratory sites. ForwardHealth verifies that laboratories are CLIA certified before Medicaid grants enrollment.

CLIA Regulations

ForwardHealth complies with the following federal regulations as initially published and subsequently updated:

- | Public Health Service Clinical Laboratory Improvement Amendments of 1988
- | Title 42 C.F.R. Part 493, Laboratory Requirements

Scope of CLIA

CLIA governs all laboratory operations including the following:

- | Accreditation
- | Certification
- | Fees
- | Patient test management
- | Personnel qualifications
- | Proficiency testing
- | Quality assurance
- | Quality control
- | Records and information systems
- | Sanctions
- | Test methods, equipment, instrumentation, reagents, materials, supplies
- | Tests performed

CLIA regulations apply to **all** providers who perform CLIA-monitored laboratory services, including, but not limited to, the following:

- | Clinics
- | HealthCheck providers
- | Independent clinical laboratories

- | Nurse midwives
- | Nurse practitioners
- | Osteopaths
- | Pharmacists
- | Physician assistants
- | Physicians
- | Rural health clinics

CLIA Certification Types

The CMS regulations require providers to have a CLIA certificate that indicates the laboratory is qualified to perform a category of tests.

Clinics or groups with a single group billing certification, but multiple CLIA numbers for different laboratories, may wish to contact [Provider Services](#) to discuss various certification options. There are five types of CLIA certificates as defined by CMS:

1. **Certificate of Waiver.** This certificate is issued to a laboratory to perform only waived tests. The CMS website identifies the most current list of [waived procedures](#). BadgerCare Plus identifies allowable waived procedures in [maximum allowable fee schedules](#).
2. **Certificate for Provider-Performed Microscopy Procedures (PPMP).** This certificate is issued to a laboratory in which a physician, mid-level practitioner, or dentist performs no tests other than the microscopy procedures. This certificate permits the laboratory to also perform waived tests. The CMS website identifies the most current list of [CLIA-allowable provider-performed microscopy procedures](#). BadgerCare Plus identifies allowable provider-performed microscopy procedures in fee schedules.
3. **Certificate of Registration.** This certificate is issued to a laboratory and enables the entity to conduct moderate- or high-complexity laboratory testing, or both, until the entity is determined by survey to be in compliance with CLIA regulations.
4. **Certificate of Compliance.** This certificate is issued to a laboratory after an inspection that finds the laboratory to be in compliance with all applicable CLIA requirements.
5. **Certificate of Accreditation.** This is a certificate that is issued to a laboratory on the basis of the laboratory's accreditation by an accreditation organization approved by CMS. The six major approved accreditation organizations are:
 - | The Joint Commission
 - | CAP (College of American Pathologists)
 - | COLA
 - | American Osteopathic Association
 - | American Association of Blood Banks
 - | ASHI (American Society of Histocompatibility and Immunogenetics)

Applying for CLIA Certification

Use the CMS 116 CLIA application to apply for program certificates. Providers may obtain CMS 116 forms from the [CMS website](#) or from the following address:

Division of Quality Assurance
 Clinical Laboratory Section
 1 W Wilson St
 PO Box 2969
 Madison WI 53701-2969

Providers Required to Report Changes

Providers are required to notify Provider Enrollment within 30 days of any change(s) in ownership, name, location, or director. Also, providers are required to notify Provider Enrollment of changes in CLIA certificate types immediately and within six months

when a specialty/subspecialty is added or deleted.

Providers may notify Provider Enrollment of changes by uploading supporting documentation using the [demographic maintenance tool](#) or by mailing supporting documentation to the following address:

Wisconsin Medicaid
Provider Enrollment
313 Blettner Blvd
Madison WI 53784

If a provider has a new certificate type to add to its certification information on file with ForwardHealth, the provider should upload or mail a copy of the new certificate. When a provider sends ForwardHealth a copy of a new CLIA certificate, the effective date on the certificate will become the effective date for CLIA certification on file with ForwardHealth.

Topic #3969

Categories of Enrollment

Wisconsin Medicaid enrolls providers in three billing categories. Each billing category has specific designated uses and restrictions. These categories include:

- ┆ Billing and rendering provider
- ┆ Rendering-only provider
- ┆ Billing-only provider (including group billing)

Providers should refer to the service-specific information in the Online Handbook or the Information for Specific Provider Types page on the [Provider Enrollment Information home page](#) to identify which category of enrollment is applicable.

Billing and Rendering Provider

Enrollment as a billing and rendering provider allows providers to identify themselves on claims (and other forms) as either the provider billing for the services or the provider rendering the services.

Rendering-Only Provider

A provider enrolled as a rendering-only provider who practices under the professional supervision of another provider. Rendering-only providers enrollment cannot submit claims to ForwardHealth directly. Instead, they have reimbursement rates established for their provider type. Claims for services provided by a rendering provider must include the supervising provider or group provider as the billing provider.

Billing-Only Provider (Including Group Billing)

Billing-only providers can submit claims to ForwardHealth while a separate rendering-only provider is required on those claims.

Group Billing

Groups of individual practitioners are enrolled as billing-only providers as an accounting convenience. This allows the group to receive one reimbursement, one RA (Remittance Advice), and the 835 (835 Health Care Claim Payment/Advice) transaction for covered services rendered by individual practitioners within the group.

Providers may not have more than one group practice enrolled in Wisconsin Medicaid with the same zip+4 code address, NPI

(National Provider Identifier), and taxonomy code combination. Provider group practices located at the same zip+4 code address are required to differentiate their enrollment using an NPI or taxonomy code that uniquely identifies each group practice.

Individual practitioners within group practices are required to be Medicaid-enrolled because these groups are required to identify the provider who rendered the service on claims. Claims indicating these group billing providers that are submitted without a rendering provider are denied.

Topic #14137

Enrollment Requirements Due to the Affordable Care Act

In 2010, the federal government signed into law the ACA (Affordable Care Act), also known as federal health care reform, which affects several aspects of Wisconsin health care. ForwardHealth worked toward ACA compliance by implementing [requirements for providers and provider screening processes](#). To meet federally mandated requirements, ForwardHealth implemented changes in phases, the first of which began in 2012. A high-level list of the changes included under ACA is as follows:

- ▮ Providers are assigned a risk level of limited, moderate, or high. Most of the risk levels have been established by the federal CMS (Centers for Medicare & Medicaid Services) based on an assessment of potential fraud, waste, and abuse for each provider type.
- ▮ Providers are [screened according to their assigned risk level](#). Screenings are conducted during enrollment, re-enrollment, and revalidation.
- ▮ Certain provider types are subject to an [application fee](#). This fee has been federally mandated and may be adjusted annually. The fee is used to offset the cost of conducting screening activities.
- ▮ Providers are required to undergo revalidation every three years.
- ▮ All [physicians and other professionals who prescribe, refer, or order services](#) and other providers who receive Medicaid funds are required to be enrolled as a participating Medicaid provider.
- ▮ Payment suspensions are imposed on providers based on a credible allegation of fraud.
- ▮ Providers are required to submit personal information about all persons with an [ownership or controlling interest, agents, and managing employees](#) at the time of enrollment, re-enrollment, and revalidation.

Topic #2246

HealthCheck Outreach and Case Management Services Providers

The requirements for outreach and case management providers under HealthCheck are detailed in Wis. Admin. Code § [DHS 105.37\(2\)](#), and are as follows:

1. The provider must be certified under Wis. Admin. Code § [DHS 105.37\(1\)](#) as a provider of HealthCheck assessment and evaluation services (for example, HealthCheck screen).
2. The provider is required to submit to ForwardHealth a plan of outreach and case management that includes:
 - a. A description of the geographical area the provider serves (county, municipality, etc.).
 - b. Characteristics of the target population (number of eligible members under age 21, ethnic/language affiliation, access barriers such as rural distance, lack of providers, etc.).
 - c. Coordination with support activities conducted by the Wisconsin DHS (Department of Health Services) and other health-related services. The plan must also include a description of the methods and procedures for coordinating and integrating HealthCheck case management activities. At a minimum, the provider must identify the name, location, and phone number of the following resources:

- n WIC (Special Supplemental Nutrition Program for Women, Infants and Children) Program
 - n Maternal and child health services
 - n Head Start Program
 - n Family planning services (including teen or school-based clinics)
 - n School health and pupil services
 - n Medicaid-enrolled providers for ongoing HealthCheck care
 - n JOBS (Job Opportunities and Basic Skills Training) and JTPA (Job Training Partnership Act)
 - n Child day care services
 - n Mental health and alcohol/drug abuse agency
 - n Income maintenance or tribal agencies
 - n Domestic abuse agency
 - n Translator and interpreter services, if not on staff
 - n Vocational rehabilitation programs
 - n Specialized services such as perinatal programs, genetic counseling, and sickle cell anemia programs
 - n Developmentally disabled child service programs
- d. A description of methods used to ensure that members receive the necessary diagnosis and treatment services for conditions detected during HealthCheck screens.
- e. A description of how scheduling and transportation assistance will be provided.
- f. A description of how case management will be documented and where records will be maintained.
- g. Procedures for ensuring HealthCheck services do not duplicate care by another local health care or case management provider.
- h. The procedures to be used for educating members about the health care system; how to responsibly use Medicaid services and utilize various local community services (for example, WIC, Head Start).
- i. The kinds of health education that will be offered.
- j. A description of how other income maintenance or tribal agency providers are to be made aware of HealthCheck services.

Wisconsin Medicaid will review all proposed plans and approve or deny the provider's request for enrollment. The decision to approve or deny will be based on demonstration that all the requirements of the HealthCheck outreach and case management program are being met. All screening providers requesting enrollment for case management will receive written notice of Wisconsin Medicaid's decision.

Case management providers must comply with all Medicaid provider requirements and the signed case management agreement with ForwardHealth for case management activities.

Topic #2415

HealthCheck Screeners

Wis. Admin. Code § [DHS 105.37\(1\)\(a\)](#) defines the following types of providers and agencies that may qualify for HealthCheck screener enrollment:

- l Physicians
- l Outpatient hospital facilities
- l HMOs
- l Visiting nurse associations
- l Local public health agencies
- l Home health agencies
- l RHCs (rural health clinics)
- l Indian health agencies
- l Neighborhood health centers
- l Nurse practitioners

- ┆ Clinics operated under a physician's supervision

Providers who are interested in becoming HealthCheck screeners may apply for HealthCheck screener Medicaid enrollment by completing the enrollment application available through the [Provider Enrollment Information home page](#) on the ForwardHealth Portal.

HealthCheck screening services must be performed by or under the supervision of skilled medical personnel within their scope of practice as allowed by state and federal law. Skilled medical personnel include the following:

- ┆ Physicians (M.D. or D.O.)
- ┆ Physician assistants
- ┆ Nurse practitioners
- ┆ Public health nurses
- ┆ Registered nurses

Skilled medical personnel who perform physical assessment screening procedures must have successfully completed either a pediatric assessment or inservice training course on physical assessments that has been approved by Wisconsin DHS (Department of Health Services). Paraprofessional staff may provide other individual components of a HealthCheck screen (excluding the physical assessment) if they are supervised by skilled medical personnel.

Questions regarding HealthCheck clinical requirements may be directed to the following address:

Division of Medicaid Services
Bureau of Benefits Management
HealthCheck Policy Analyst
PO Box 309
Madison WI 53701-0309

Topic #194

In-State Emergency Providers and Out-of-State Providers

ForwardHealth requires all in-state emergency providers and out-of-state providers who render services to BadgerCare Plus, Medicaid, or SeniorCare members to be [enrolled](#) in Wisconsin Medicaid. Information is available regarding the enrollment options for [in-state emergency providers](#) and [out-of-state providers](#).

In-state emergency providers and out-of-state providers who dispense covered outpatient drugs will be assigned a [professional dispensing fee](#) reimbursement rate of \$10.51.

Topic #193

Materials for New Providers

On an ongoing basis, providers should refer to the Online Handbook for the most current BadgerCare Plus, Medicaid, and HDAP (Wisconsin HIV Drug Assistance Program) information. Future changes to policies and procedures are published in [ForwardHealth Updates](#).

Topic #4457

Provider Addresses

ForwardHealth has the capability to store the following types of addresses and contact information:

- ┆ **Practice location address and related information.** This address is where the provider's office is physically located and where records are normally kept. Additional information for the practice location includes the provider's office telephone number and the telephone number for members' use. With limited exceptions, the practice location and telephone number for members' use are published in a provider directory made available to the public.
- ┆ **Mailing address.** This address is where ForwardHealth will mail general information and correspondence. Providers should indicate accurate address information to aid in proper mail delivery.
- ┆ **PA (prior authorization) address.** This address is where ForwardHealth will mail PA information.
- ┆ **Financial addresses.** Two separate financial addresses are stored for ForwardHealth. The checks address is where ForwardHealth will mail paper checks. The 1099 mailing address is where ForwardHealth will mail IRS Form 1099.

Providers may submit additional address information or modify their current information using the [demographic maintenance tool](#).

Note: Providers are cautioned that any changes to their practice location on file with Wisconsin Medicaid may alter their zip+4 code information required on transactions. Providers may verify the zip+4 code for their address on the [U.S. Postal Service website](#).

Topic #14157

Provider Enrollment Information Home Page

ForwardHealth has consolidated all information providers will need for the enrollment process in one location on the ForwardHealth Portal. For information related to enrollment criteria and to complete online provider enrollment applications, providers should refer to the [Provider Enrollment Information home page](#).

The Provider Enrollment Information home page includes enrollment applications for each provider type and specialty eligible for enrollment with Wisconsin Medicaid. Prior to enrolling, providers may consult a provider enrollment criteria menu, which is a reference for each individual provider type detailing the information the provider may need to gather before beginning the enrollment process, including:

- ┆ Links to enrollment criteria for each provider type
- ┆ Provider terms of reimbursement
- ┆ Disclosure information
- ┆ Category of enrollment
- ┆ Additional documents needed (when applicable)

Providers will also have access to a list of links related to the enrollment process, including:

- ┆ General enrollment information
- ┆ Regulations and forms
- ┆ Provider type-specific enrollment information
- ┆ In-state and out-of-state emergency enrollment information
- ┆ Contact information

Information regarding enrollment policy and billing instructions may still be found in the Online Handbook.

Topic #1931

Provider Type and Specialty Changes

Provider Type

Providers who want to add a provider type or change their current provider type are required to complete a new [enrollment application](#) for each provider type they want to add or change to because they need to meet the enrollment criteria for each provider type.

Provider Specialty

Providers who have the option to add or change a provider specialty can do so using the [demographic maintenance tool](#). After adding or changing a specialty, providers may be required to submit documentation to ForwardHealth, either by uploading through the demographic maintenance tool or by mail, supporting the addition or change.

Providers should contact [Provider Services](#) with any questions about adding or changing a specialty.

Topic #22257

Providers Have 35 Days to Report a Change in Ownership

Medicaid-enrolled providers are required to notify ForwardHealth of a change in ownership within 35 calendar days after the effective date of the change, in accordance with the Centers for Medicare & Medicaid Services Final Rule 42 C.F.R. § 455.104 (c)(1)(iv).

Failure to report a change in ownership within 35 calendar days may result in denial of payment, per 42 C.F.R. § 455.104(e).

Note: For demographic changes that do not constitute a change in ownership, providers should update their current information using the [demographic maintenance tool](#).

Written Notification and a New Enrollment Application Are Required

Any time a change in ownership occurs, providers are required to do **one** of the following:

- 1 Mail a change in ownership notification to ForwardHealth. After mailing the notification, providers are required to complete a new [Medicaid provider enrollment application](#) on the Portal.
- 1 Upload a change in ownership notification as an attachment when completing a new [Medicaid provider enrollment application](#) on the Portal.

ForwardHealth must receive the change in ownership notification, which must include the affected provider number (NPI (National Provider Identifier) or provider ID), within 35 calendar days **after** the effective date of the change in ownership.

Providers will receive written notification of their new Medicaid enrollment effective date in the mail once their provider file is updated with the change in ownership.

Special Requirements for Specific Provider Types

The following provider types require Medicare enrollment and/or Wisconsin [DQA \(Division of Quality Assurance\)](#) certification with current provider information before submitting a Medicaid enrollment change in ownership:

- | Ambulatory surgery centers
- | CHCs (Community Health Centers)
- | ESRD (End Stage Renal Disease) services providers
- | Home health agencies
- | Hospice providers
- | Hospitals (inpatient and outpatient)
- | Nursing homes
- | Outpatient rehabilitation facilities
- | Rehabilitation agencies
- | RHCs (Rural Health Clinics)
- | Tribal FQHCs (Federally Qualified Health Centers)

Events That ForwardHealth Considers a Change in Ownership

ForwardHealth defines a change in ownership as an event where a different party purchases (buys out) or otherwise obtains ownership or effective control over a practice or facility.

The following events are considered a change in ownership and require the completion of a new provider enrollment application:

- | Change from one type of business structure to another type of business structure. Business structures include the following:
 - | Sole proprietorships
 - | Corporations
 - | Partnerships
 - | Limited Liability Companies
- | Change of name and TIN (Tax Identification Number) associated with the provider's submitted enrollment application (for example, EIN (Employer Identification Number))
- | Change (addition or removal) of names identified as owners of the provider

Examples of a Change in Ownership

Examples of a change in ownership include the following:

- | A sole proprietorship transfers title and property to another party.
- | Two or more corporate clinics or centers consolidate, and a new corporate entity is created.
- | There is an addition, removal, or substitution of a partner in a partnership.
- | An incorporated entity merges with another incorporated entity.
- | An unincorporated entity (sole proprietorship or partnership) becomes incorporated.

End Date of Previous Owner's Enrollment

The end date of the previous owner's enrollment will be one day prior to the effective date for the change in ownership. When the Wisconsin DHS (Department of Health Services) is notified of a change in ownership, the original owner's enrollment will automatically be end-dated.

Repayment Following a Change in Ownership

Medicaid-enrolled providers who sell or otherwise transfer their business or business assets are required to repay ForwardHealth for any erroneous payments or overpayments made to them. If the previous owner does not repay ForwardHealth for any erroneous payments or overpayments, the new owner's application will be denied.

If necessary, ForwardHealth will hold responsible for repayment the provider to whom a transfer of ownership is made prior to

the final transfer of ownership. The provider acquiring the business is responsible for contacting ForwardHealth to ascertain if they are liable under this provision.

The provider acquiring the business is responsible for full repayment within 30 days after receiving such a notice from ForwardHealth.

Providers may send inquiries about the determination of any pending liability to the following address:

Office of the Inspector General
PO Box 309
Madison WI 53701-0309

ForwardHealth has the authority to enforce these provisions within four years following the transfer of a business or business assets. Refer to Wis. Stat. § [49.45\(21\)](#) for complete information.

Automatic Recoupment Following a Change in Ownership

ForwardHealth will automatically recover payments made to providers whose enrollment has ended in the ForwardHealth system due to a change in ownership. This automatic recoupment for previous owners occurs about 45 days after DHS is notified of the change in ownership. The recoupment will apply to all claims processed with DOS (Dates of Service) after the provider's new end date.

New Prior Authorization Requests Must Be Submitted After a Change in Ownership

Medicaid-enrolled providers are required to submit new PA (Prior Authorization) requests when there is a change in billing providers. New PA requests must be submitted with the new billing provider's name and billing provider number. The expiration date of the new PA request will remain the same as the original PA request.

The provider is required to send the following to ForwardHealth with the new PA request:

- ┆ A copy of the original PA request, if possible
- ┆ The new PA request, including the required attachments and supporting documentation indicating the new billing provider's name, address, and billing provider number
- ┆ A letter requesting to enddate the original PA request (may be a photocopy), which should include the following information:
 - ┆ The previous billing provider's name and billing provider number, if known
 - ┆ The new billing provider's name and billing provider number
 - ┆ The reason for the change of billing provider (The new billing provider may want to verify with the member that the services from the previous billing provider have ended. The new billing provider may include this verification in the letter).
 - ┆ The requested effective date of the change

Submitting Claims After a Change in Ownership

The provider acquiring the business may submit claims with DOS on and after the change in ownership effective date.

Additional information on [submission](#) of timely filing requests or adjustment reconsideration requests is available.

How to Bill for a Hospital Stay That Spans a Change in Ownership

When a change in hospital ownership occurs, use the NPI that is current on the date of discharge. For example: A change in ownership occurs on July 1. A patient stay has DOS from June 26 to July 2. The hospital submits the claim using the NPI effective July 1.

How to Bill for a Nursing Home Stay That Spans a Change in Ownership

When a change in nursing home ownership occurs, use the NPI that is current on the date of discharge. For example: A change in ownership occurs on July 1. A nursing home patient stay has DOS from June 26 to July 2. The nursing home submits the claim using the NPI effective July 1.

For Further Questions

Providers with questions about changes in ownership may call [Provider Services](#).

Topic #14317

Terminology to Know for Provider Enrollment

ForwardHealth adopted terminology due to the ACA (Affordable Care Act), which is included in the following table. This terminology is useful to providers during the provider enrollment and revalidation processes. Providers may refer to the Medicaid rule 42 C.F.R. § s. 455.101 for more information.

Terminology	Definition
Agent	Any person who has been delegated the authority to obligate or act on behalf of a provider.
Disclosing entity	A Medicaid provider (other than an individual practitioner or group of practitioners) or a fiscal agent.
Federal health care programs	Federal health care programs include Medicare, Medicaid, Title XX, and Title XXI.
Other disclosing agent	Any other Medicaid disclosing entity and any entity that does not participate in Medicaid but is required to disclose certain ownership and control information because of participation in any of the programs established under Title V, XVII, or XX of the Act. This includes: <ul style="list-style-type: none"> Any hospital, skilled nursing facility, home health agency, independent clinical laboratory, renal disease facility, rural health clinic, or HMO that participates in Medicare (Title XVIII) Any Medicare intermediary or carrier Any entity (other than an individual practitioner or group of practitioners) that furnishes, or arranges for the furnishing of, health-related services for which it claims payment under any plan or program established under Title V or XX of the Act
Indirect ownership	An ownership interest in an entity that has an ownership interest in the disclosing entity. This term includes an ownership interest in any entity that has an indirect ownership in the disclosing entity.
Managing employee	A general manager, business manager, administrator, director, or other individual who exercises operational or managerial control over, or who directly or indirectly conducts the day-to-day operation of an institution, organization, or agency.
Ownership interest	The possession of equity in the capital, the stock, or the profits of the disclosing entity.

Person with an ownership or control interest	<p>A person or corporation for which one or more of the following applies:</p> <ul style="list-style-type: none"> ┆ Has an ownership interest totaling 5% or more in a disclosing entity ┆ Has an indirect ownership interest equal to 5% or more in a disclosing entity ┆ Has a combination of direct and indirect ownership interest equal to 5% or more in a disclosing entity ┆ Owns an interest of 5% or more in any mortgage, deed of trust, note, or other obligation secured by the disclosing entity if that interest equals at least 5% of the value of the property or asset of the disclosing entity ┆ Is an officer or director of a disclosing entity that is organized as a corporation ┆ Is a person in a disclosing entity that is organized as a partnership
Subcontractor	<ul style="list-style-type: none"> ┆ An individual, agency, or organization to which a disclosing entity has contracted or delegated some of its management functions or responsibilities of providing medical care to its patients; or, ┆ An individual, agency, or organization with which a fiscal agent has entered into a contract, agreement, purchase order, or lease (or leases of real property) to obtain space, supplies, equipment, or services provided under the Medicaid agreement.
Re-enrollment	<p>Re-enrollment of a provider whose Medicaid enrollment has ended for any reason other than sanctions or failure to revalidate may be re-enrolled as long as all licensure and enrollment requirements are met. Providers should note that when they re-enroll, application fees and screening activities may apply. Re-enrollment was formerly known as re-instate.</p>
Revalidation	<p>All enrolled providers are required to revalidate their enrollment information every three years to continue their participation with Wisconsin Medicaid. Revalidation was formerly known as recertification.</p>

Note: Providers should note that the federal CMS (Centers for Medicare and Medicaid Services) requires revalidation at least every five years. However, Wisconsin Medicaid revalidates providers every three years.

Ongoing Responsibilities

Topic #220

Accommodating Members With Disabilities

All providers, including ForwardHealth providers, operating an existing public accommodation have requirements under [Title III of the Americans with Disabilities Act of 1990 \(nondiscrimination\)](#).

Topic #219

Civil Rights Compliance (Nondiscrimination)

Providers are required to comply with all federal laws relating to Title XIX of the Social Security Act and state laws pertinent to ForwardHealth, including the following:

- | Title VI and VII of the Civil Rights Act of 1964
- | The Age Discrimination Act of 1975
- | Section 504 of the Rehabilitation Act of 1973
- | The ADA (Americans With Disabilities Act) of 1990

The previously listed laws require that all health care benefits under ForwardHealth be provided on a nondiscriminatory basis. No applicant or member can be denied participation in ForwardHealth or be denied benefits or otherwise subjected to discrimination in any manner under ForwardHealth on the basis of race, color, national origin or ancestry, sex, religion, age, disability, or association with a person with a disability.

Any of the following actions may be considered discriminatory treatment when based on race, color, national origin, disability, or association with a person with a disability:

- | Denial of aid, care, services, or other benefits
- | Segregation or separate treatment
- | Restriction in any way of any advantage or privilege received by others (There are some program restrictions based on eligibility classifications.)
- | Treatment different from that given to others in the determination of eligibility
- | Refusing to provide an oral language interpreter to persons who are considered LEP (limited English proficient) at no cost to the LEP individual in order to provide meaningful access
- | Not providing translation of vital documents to the LEP groups who represent 5% or 1,000, whichever is smaller, in the provider's area of service delivery

Note: Limiting practice by age is not age discrimination and specializing in certain conditions is not disability discrimination. For further information, see 45 C.F.R. Part 91.

Providers are required to be in compliance with the previously mentioned laws as they are currently in effect or amended. Providers who employ 25 or more employees and receive \$25,000 or more annually in Medicaid reimbursement are also required to comply with the Wisconsin DHS (Department of Health Services) [Affirmative Action and Civil Rights Compliance Plan](#) requirements. Providers that employ less than 25 employees and receive less than \$25,000 annually in Medicaid reimbursement are required to comply by submitting a Letter of Assurance and other appropriate forms.

Providers without internet access may obtain copies of the DHS Affirmative Action and Civil Rights Compliance Plan (including the Letter of Assurance and other forms) and instructions by calling the Affirmative Action and Civil Rights Compliance Officer at 608-266-9372. Providers may also write to the following address:

AA/CRC Office
1 W Wilson St Rm 561
PO Box 7850
Madison WI 53707-7850

For more information on the acts protecting members from discrimination, refer to the civil rights compliance information in the Enrollment and Benefits booklet. The booklet is given to new ForwardHealth members by local county or tribal agencies. Potential ForwardHealth members can request the booklet by calling [Member Services](#).

Title VI of the Civil Rights Act of 1964

This act requires that all benefits be provided on a nondiscriminatory basis and that decisions regarding the provision of services be made without regard to race, color, or national origin. Under this act, the following actions are prohibited, if made on the basis of race, color, or national origin:

- | Denying services, financial aid, or other benefits that are provided as a part of a provider's program
- | Providing services in a manner different from those provided to others under the program
- | Aggregating or separately treating clients
- | Treating individuals differently in eligibility determination or application for services
- | Selecting a site that has the effect of excluding individuals
- | Denying an individual's participation as a member of a planning or advisory board
- | Any other method or criteria of administering a program that has the effect of treating or affecting individuals in a discriminatory manner

Title VII of the Civil Rights Act of 1964

This act prohibits differential treatment, based solely on a person's race, color, sex, national origin, or religion, in the terms and conditions of employment. These conditions or terms of employment are failure or refusal to hire or discharge compensation and benefits, privileges of employment, segregation, classification, and the establishment of artificial or arbitrary barriers to employment.

Federal Rehabilitation Act of 1973, Section 504

This act prohibits discrimination in both employment and service delivery based solely on a person's disability.

This act requires the provision of reasonable accommodations where the employer or service provider cannot show that the accommodation would impose an undue hardship in the delivery of the services. A reasonable accommodation is a device or service modification that will allow the disabled person to receive a provider's benefits. An undue hardship is a burden on the program that is not equal to the benefits of allowing that handicapped person's participation.

A handicapped person means any person who has a physical or mental impairment that substantially limits one or more major life activities, has a record of such an impairment, or is regarded as having such an impairment.

In addition, Section 504 requires "program accessibility," which may mean building accessibility, outreach, or other measures that allow for full participation of the handicapped individual. In determining program accessibility, the program or activity will be viewed in its entirety. In choosing a method of meeting accessibility requirements, the provider shall give priority to those methods that offer a person who is disabled services that are provided in the most integrated setting appropriate.

Americans With Disabilities Act of 1990

Under Title III of the ADA of 1990, any provider that operates an existing public accommodation has four specific requirements:

1. Remove barriers to make their goods and services available to and usable by people with disabilities to the extent that it is readily achievable to do so (to the extent that needed changes can be accomplished without much difficulty or expense)
2. Provide auxiliary aids and services so that people with sensory or cognitive disabilities have access to effective means of communication, unless doing so would fundamentally alter the operation or result in undue burdens
3. Modify any policies, practices, or procedures that may be discriminatory or have a discriminatory effect, unless doing so would fundamentally alter the nature of the goods, services, facilities, or accommodations
4. Ensure that there are no unnecessary eligibility criteria that tend to screen out or segregate individuals with disabilities or limit their full and equal enjoyment of the place of public accommodation

Age Discrimination Act of 1975

The Age Discrimination Act of 1975 prohibits discrimination on the basis of age in programs and activities receiving federal financial assistance. The Act, which applies to all ages, permits the use of certain age distinctions and factors other than age that meet the Act's requirements.

Topic #198

Contracted Staff

Under a few circumstances (for example, personal care, case management services), providers may contract with non-Medicaid-enrolled agencies for services. Providers are legally, programmatically, and fiscally responsible for the services provided by their contractors and their contractors' services.

When contracting services, providers are required to ensure contracted agencies are qualified to provide services, meet all ForwardHealth and program requirements, and maintain records in accordance with the requirements for the provision of services.

Medicaid requirements do not relieve contracted agencies of their own regulatory requirements. Contracted agencies are required to continue to meet their own regulatory requirements, in addition to ForwardHealth requirements.

Providers are also responsible for informing a contracted agency of ForwardHealth requirements. Providers should refer those with whom they contract for services to ForwardHealth publications for program policies and procedures. ForwardHealth references and publications include, but are not limited to, the following:

- ┆ Wisconsin Administrative Code
- ┆ ForwardHealth Updates
- ┆ The Online Handbook

Providers should encourage contracted agencies to visit the ForwardHealth Portal regularly for the most current information.

Topic #216

Examples of Ongoing Responsibilities

Responsibilities for which providers are held accountable are described throughout the Online Handbook. Medicaid-enrolled providers have responsibilities that include, but are not limited to, the following:

- | Providing the same level and quality of care to ForwardHealth members as private-pay patients
- | Complying with all state and federal laws related to ForwardHealth
- | Obtaining PA (prior authorization) for services, when required
- | Notifying members in advance if a service is not covered by ForwardHealth and the provider intends to collect payment from the member for the service
- | Maintaining accurate medical and billing records
- | Retaining preparation, maintenance, medical, and financial records, along with other documentation, for a period of not less than five years from the date of payment, except rural health clinic providers who are required to retain records for a minimum of six years from the date of payment
- | Billing only for services that were actually provided
- | Allowing a member access to their records
- | Monitoring contracted staff
- | Accepting Medicaid reimbursement as payment in full for covered services
- | Keeping provider information (for example, address, business name) current
- | Notifying ForwardHealth of changes in ownership
- | Responding to Medicaid revalidation notifications
- | Safeguarding member confidentiality
- | Verifying member enrollment
- | Keeping up-to-date with changes in program requirements as announced in ForwardHealth publications

Topic #217

Keeping Information Current

Changes That Require ForwardHealth Notification

Providers are required to notify ForwardHealth of any changes to their demographic information, including the following, as they occur:

- | [Address\(es\)](#) — practice location and related information, mailing, PA (prior authorization), and/or financial

Note: Health care providers who are federally required to have an NPI (National Provider Identifier) are cautioned that changes to their practice location address on file with ForwardHealth may alter their zip+4 code information that is required on transactions.

- | Business name
- | Contact name
- | Federal Tax ID number (IRS (Internal Revenue Service) number)
- | Group affiliation
- | Licensure
- | NPI
- | [Ownership](#)
- | Professional certification
- | [Provider specialty](#)
- | Supervisor of nonbilling providers
- | [Taxonomy code](#)
- | Telephone number, including area code

Failure to notify ForwardHealth of changes may result in the following:

- | Incorrect reimbursement

- ┆ Misdirected payment
- ┆ Claim denial
- ┆ Suspension of payments or cancellation of provider file if provider mail is returned to ForwardHealth for lack of a current address

Entering new information on a claim form or PA request is **not** adequate notification of change.

Notifying ForwardHealth of Changes

Providers can notify ForwardHealth of changes using the [demographic maintenance tool](#).

Providers Enrolled in Multiple Programs

If demographic information changes, providers enrolled in multiple programs (for example, Wisconsin Medicaid and WCDP (Wisconsin Chronic Disease Program)) will need to change the demographic information for each program. By toggling between accounts using the Switch Organization function of the Portal, providers who have a Portal account for each program can change their information for each program using the demographic maintenance tool. The [Account User Guide](#) provides specific information about switching organizations.

Providers Licensed or Certified by the Division of Quality Assurance

Providers licensed or certified by the DQA (Division of Quality Assurance) are required to notify the DQA of changes to physical address, changes of ownership, and facility closures by emailing Lisa.Imhof@dhs.wisconsin.gov.

Topic #577

Legal Framework

The following laws and regulations provide the legal framework for BadgerCare Plus, Medicaid, and Wisconsin Well Woman Medicaid:

- ┆ Federal Law and Regulation:
 - ┆ Law — United States Social Security Act; Title XIX (42 US Code ss. 1396 and following) and Title XXI
 - ┆ Regulation — Title 42 C.F.R. Parts 430-498 and Parts 1000-1008 (Public Health)
- ┆ Wisconsin Law and Regulation:
 - ┆ Law — Wis. Stat. §§ [49.43–49.499](#), [49.665](#), and [49.473](#)
 - ┆ Regulation — Wis. Admin. Code chs. [DHS 101](#), [102](#), [103](#), [104](#), [105](#), [106](#), [107](#), and [108](#)

Laws and regulations may be amended or added at any time. Program requirements may not be construed to supersede the provisions of these laws and regulations.

The information included in the ForwardHealth Portal applies to BadgerCare Plus, Medicaid, and Wisconsin Well Woman Medicaid. BadgerCare Plus, Medicaid, and Wisconsin Well Woman Medicaid are administered by the Wisconsin DHS (Department of Health Services). Within DHS, DMS (Division of Medicaid Services) is directly responsible for managing these programs.

Topic #2414

HealthCheck Services

Wisconsin Stat. ch. [49](#) and Wis. Admin. Code ch. [DHS 105](#) provide the legal framework for HealthCheck services.

Topic #17097

Licensure Information

Licensed providers are required to keep all licensure information, including license number, grant and expiration dates, and physical location as applicable (for example, hospital providers), current with ForwardHealth.

If providers do not keep their licensure information, including their license number, current with ForwardHealth, any of the following may occur:

- ▮ Providers' enrollment may be deactivated. As a result, providers would not be able to submit claims or PA (prior authorization) requests or be able to function as [prescribing/referring/ordering providers](#), if applicable, until they update their licensure information.
- ▮ Providers may experience a lapse in enrollment. If a lapse occurs, providers may need to re-enroll, which may result in another application fee being assessed.

Providers may change the grant and expiration dates for their current license(s) and enter information for a new license(s), such as the license number, licensing state, and grant and expiration dates, using the [demographic maintenance tool](#). After entering information for their new license(s), some providers (for example, out-of-state providers) will also be required to upload a copy of their license using the demographic maintenance tool. Provided licensure information must correspond with the information on file with the applicable licensing authority.

In some cases, ForwardHealth will need to verify licensure information with the applicable licensing authority, which may take up to 10 business days after submission. Providers updating their license information should plan accordingly so that they do not experience any of the indicated interruptions in enrollment. If provided licensure information (for example, grant and expiration dates) does not correspond with the licensing authority's information, the licensing authority's information will be retained and will display in the demographic maintenance tool once verified by ForwardHealth.

Topic #15157

Recovery Audit Contractor Audits

The ACA (Affordable Care Act) requires states to establish an RAC (Recovery Audit Contractor) program to enable the auditing of Medicaid claim payments to providers. In Wisconsin, the RAC will audit claim payments from Wisconsin Medicaid and BadgerCare Plus. The Wisconsin DHS (Department of Health Services) has awarded the contract to HMS (Health Management Systems, Inc.) as the RAC for the state of Wisconsin.

Note: The RAC will not audit claims submitted for Family Planning Only Services, SeniorCare, WCDP (Wisconsin Chronic Disease Program), the WWWP (Wisconsin Well Woman Program), and HDAP (Wisconsin HIV Drug Assistance Program).

The overall goal of the RAC program is to identify and decrease improper payments. The audits will ensure that payments are for services covered under the programs in which the member was enrolled and that the services were actually provided and properly billed and documented. The audits are being conducted under Generally Accepted Government Auditing Standards.

Providers will be selected for audits based on data analysis by the RAC and referrals by state agencies. The RAC will ensure that its audits neither duplicate state audits of the same providers nor interfere with potential law enforcement investigations.

Providers who receive a notification regarding an audit should follow the instructions as outlined in the notification within the requested time frames.

Affected Providers

Any provider may be audited, including, but not limited to, fee-for-service providers, institutional and non-institutional providers, as well as managed care entities.

Additional Information

Any questions regarding the RAC program should be directed to HMS at 855-699-6289. Refer to the [RAC website](#) for additional information regarding HMS RAC activities.

Topic #13277

Reporting Suspected Waste, Fraud, and Abuse

The Wisconsin DHS (Department of Health Services) OIG (Office of Inspector General) investigates fraud and abuses including, but not limited to, the following:

- | Billing Medicaid for services or equipment that were not provided
- | Submitting false applications for a DHS-funded assistance program such as Medicaid, BadgerCare Plus, WIC (Special Supplemental Nutrition Program for Women, Infants, and Children), or FoodShare
- | Trafficking FoodShare benefits
- | Crime, misconduct, and/or mismanagement by a DHS employee, official, or contractor

Those who suspect fraudulent activity in Medicaid programs are required to notify the OIG if they have reason to believe that a person is misusing or abusing any DHS health care program or the ForwardHealth identification card.

Wisconsin Stat. § [49.49](#) defines actions that represent member misuse or abuse of benefits and the resulting sanctions that may be imposed. Providers are under no obligation to inform the member that they are misusing or abusing their benefits. A provider may not confiscate a ForwardHealth card from a member in question.

Reporting Suspected Fraud and Abuse

Those who suspect any form of fraud, waste, or abuse of a program by providers, trading partners, billing services, agencies, or recipients of any government assistance program are required to report it. Those reporting allegations of fraud and abuse may remain anonymous. However, not providing contact information may prevent OIG from fully investigating the complaint if questions arise during the review process.

If a provider suspects that someone is committing fraudulent activities or is misusing his or her ForwardHealth card, the provider is required to notify ForwardHealth by one of the following methods:

- | Going to the OIG fraud and abuse reporting [website](#)
- | Calling the DHS fraud and abuse hotline at 877-865-3432

The following information is helpful when reporting fraud and abuse:

- | A description of the fraud, waste, and/or abuse, including the nature, scope, and timeframe of the activity in question (The description should include sufficient detail for the complaint to be evaluated.)
- | The names and dates of birth (or approximate ages) of the people involved, as well as the number of occurrences and length of the suspected activity
- | The names and date(s) of other people or agencies to which the activity may have been reported

After the allegation is received, DHS OIG will evaluate it and take appropriate action. If the name and contact information of the person reporting the allegation was provided, the OIG may be in contact to verify details or ask for additional information.

Documentation

Topic #6277

1099 Miscellaneous Forms

ForwardHealth generates the 1099 Miscellaneous form in January of each year for earnings greater than \$600, per IRS (Internal Revenue Service) regulations. One 1099 Miscellaneous form per financial payer and per tax identification number is generated, regardless of how many provider IDs or NPIs (National Provider Identifier) share the same tax identification number. For example, a provider who conducts business with both Medicaid and WCDP (Wisconsin Chronic Disease Program) will receive separate 1099 Miscellaneous forms for each program.

The 1099 Miscellaneous forms are sent to the address designated as the 1099 mailing address.

Topic #1640

Availability of Records to Authorized Personnel

Wisconsin DHS (Department of Health Services) has the right to inspect, review, audit, and reproduce provider records pursuant to Wis. Admin. Code § [DHS 106.02\(9\)\(e\)](#). DHS periodically requests provider records for compliance audits to match information against ForwardHealth's information on paid claims, PA (prior authorization) requests, and enrollment. These records include, but are not limited to, medical/clinical and financial documents. Providers are obligated to ensure that the records are released to an authorized DHS staff member(s).

If Wisconsin Medicaid requires a provider to submit hard copies of records instead of scanning or accepting electronic records during a compliance audit, DHS reimburses providers \$0.06 per page. A letter of request for records from DHS will be sent to a provider when records are required, with instructions on how to submit records electronically or if physical records are required.

Reimbursement is not made for other reproduction costs included in the provider agreement between DHS and a provider, such as reproduction costs for submitting PA requests and claims.

Also, state-contracted MCOs (managed care organizations), including HMOs and SSI HMOs, are not reimbursed for the reproduction costs covered in their contract with DHS.

The reproduction of records requested by the PRO (Peer Review Organization) under contract with DHS is reimbursed at a rate established by the PRO.

Topic #1984

Confidentiality

HealthCheck Outreach and Case Management Services

Disclosure of member information is limited to the following persons or agencies:

1. Representatives of federally assisted programs which provide assistance, in cash or in kind, or services (for example, Head Start Program, WIC (Women, Infants and Children) Supplemental Food Program), directly to the individual on the basis of

need (45 C.F.R. § 205.50).

2. Under Wis. Admin. Code § [DHS 108.01](#), legally qualified representatives or agency representatives outside the Wisconsin DHS (Department of Health Services) (for example, courts, law enforcement officers, governmental authorities) for the purpose of direct program administration.
3. For purposes of outreach and case management and screens, information obtained on the claim form may be shared with referred providers. Information may also be disclosed in summary, statistical, or other form which does not identify specific members.

Persons or agencies receiving such information are bound by law to observe confidentiality standards comparable to those of DHS.

All questions about member information should be directed to the following address:

Division of Medicaid Services
HealthCheck Policy Analyst
PO Box 309
Madison WI 53701-0309

Topic #200

Confidentiality and Proper Disposal of Records

ForwardHealth supports member rights regarding the confidentiality of health care and other related records, including an applicant or member's billing information or medical claim records. An applicant or member has a right to have this information safeguarded, and the provider is obligated to protect that right. Use or disclosure of any information concerning an applicant or member (including an applicant or member's billing information or medical claim records) for any purpose not connected with program administration is prohibited unless authorized by the applicant or member (program administration includes contacts with third-party payers that are necessary for pursuing third-party payment and the release of information as ordered by the court).

Federal HIPAA (Health Insurance Portability and Accountability Act of 1996) Privacy and Security regulations establish requirements regarding the confidentiality and proper disposal of health care and related records containing PHI (protected health information). These requirements apply to all providers (who are considered "covered entities") and their business associates who create, retain, and dispose of such records.

For providers and their business partners who are not subject to HIPAA, Wisconsin confidentiality laws have similar requirements pertaining to proper disposal of health care and related records.

HIPAA Privacy and Security Regulations

Definition of Protected Health Information

As defined in the HIPAA privacy and security regulations, PHI is protected health information (including demographic information) that:

- 1 Is created, received, maintained, or transmitted in any form or media.
- 1 Relates to the past, present, or future physical or mental health or condition of an individual, the provision of health care to an individual, or the payment for the provision of health care to an individual.
- 1 Identifies the individual or provides a reasonable basis to believe that it can be used to identify the individual.

A member's name combined with their member identification number or Social Security number is an example of PHI.

Requirements Regarding "Unsecured" Protected Health Information

Title XIII of the American Recovery and Reinvestment Act of 2009 (also known as the HITECH (Health Information Technology for Economic and Clinical Health) Act) included a provision that significantly expanded the scope, penalties, and compliance challenges of HIPAA. This provision imposes new requirements on covered entities and their business associates to notify patients, the federal government, and the media of breaches of "unsecured" PHI (refer to 45 C.F.R. Parts 160 and 164 and § 13402 of the HITECH Act).

Unsecured PHI is PHI that has not been rendered unusable, unreadable, or indecipherable to unauthorized individuals through the use of physical destruction approved by the U.S. HHS (Department of Health and Human Services). According to HHS, destruction is the only acceptable method for rendering PHI unusable, unreadable, or indecipherable.

As defined by federal law, unsecured PHI includes information in **any** medium, not just electronic data.

Actions Required for Proper Disposal of Records

Under the HIPAA privacy and security regulations, health care and related records containing PHI must be disposed of in such a manner that they cannot be reconstructed. This includes ensuring that the PHI is secured (for example, rendered unusable, unreadable, or indecipherable) prior to disposal of the records.

To secure PHI, providers and their business associates are required to use one of the following destruction methods approved by the HHS:

- 1 Paper, film, labels, or other hard copy media should be shredded or destroyed such that the PHI cannot be read or otherwise reconstructed.
- 1 Electronic media should be cleared, purged, or destroyed such that the PHI cannot be retrieved according to National Institute of Standards and Technology Special Publication 800-88, Guidelines for Media Sanitization, which can be found on the [NIST \(National Institute of Standards and Technology\) website](#).

For more information regarding securing PHI, providers may refer to [Health Information Privacy](#) on the HHS website.

Wisconsin Confidentiality Laws

Wis. Stat. § [134.97](#) requires providers and their business partners who are not subject to HIPAA regulations to comply with Wisconsin confidentiality laws pertaining to the disposal of health care and related records containing PHI.

Wis. Stat. § [146.836](#) specifies that the requirements apply to "all patient health care records, including those on which written, drawn, printed, spoken, visual, electromagnetic or digital information is recorded or preserved, regardless of physical form or characteristics." Paper **and** electronic records are subject to Wisconsin confidentiality laws.

"Personally Identifiable Data" Protected

According to Wis. Stat. § [134.97\(1\)\(e\)](#), the types of records protected are those containing "personally identifiable data."

As defined by the law, personally identifiable data is information about an individual's medical condition that is not considered to be public knowledge. This may include account numbers, customer numbers, and account balances.

Actions Required for Proper Disposal of Records

Health care and related records containing personally identifiable data must be disposed of in such a manner that no unauthorized person can access the personal information. For the period of time between a record's disposal and its destruction, providers and their business partners are required to take actions that they reasonably believe will ensure that no unauthorized person will have

access to the personally identifiable data contained in the record.

Businesses Affected

Wis. Stat. §§ [134.97](#) and [134.98](#), governing the proper disposal of health care and related records, apply to medical businesses as well as financial institutions and tax preparation businesses. For the purposes of these requirements, a medical business is any for-profit or nonprofit organization or enterprise that possesses information — other than personnel records — relating to a person's physical or mental health, medical history, or medical treatment. Medical businesses include sole proprietorships, partnerships, firms, business trusts, joint ventures, syndicates, corporations, limited liability companies, or associates.

Continuing Responsibilities for All Providers After Ending Participation

Ending participation in a ForwardHealth program does not end a provider's responsibility to protect the confidentiality of health care and related records containing PHI.

Providers who no longer participate in a ForwardHealth program are responsible for ensuring that they and their business associates/partners continue to comply with all federal and state laws regarding protecting the confidentiality of members' PHI. Once record retention requirements expire, records must be disposed of in such a manner that they cannot be reconstructed — according to federal and state regulations — in order to avoid penalties.

All ForwardHealth providers and their business associates/partners who cease practice or go out of business should ensure that they have policies and procedures in place to protect all health care and related records from any unauthorized disclosure and use.

Penalties for Violations

Any covered entity provider or provider's business associate who violates federal HIPAA regulations regarding the confidentiality and proper disposal of health care and related records may be subject to criminal and/or civil penalties, including any or all of the following:

- ▮ Fines up to \$1.5 million per calendar year
- ▮ Jail time
- ▮ Federal HHS Office of Civil Rights enforcement actions

For entities not subject to HIPAA, Wis. Stat. § [34.97\(4\)](#) imposes penalties for violations of confidentiality laws. Any provider or provider's business partner who violates Wisconsin confidentiality laws may be subject to fines up to \$1,000 per incident or occurrence.

For more specific information on the penalties for violations related to members' health care records, providers should refer to § 13410(d) of the HITECH Act, which amends 42 USC § 1320d-5, and Wis. Stat. §§ [134.97\(3\)](#), [\(4\)](#) and [146.84](#).

Topic #201

Financial Records

According to Wis. Admin. Code § [DHS 106.02\(9\)\(c\)](#), a provider is required to maintain certain financial records in written or electronic form.

Topic #202

Medical Records

A dated clinician's signature must be included in all medical notes. According to Wis. Admin. Code § [DHS \(Department of Health Services\) 106.02\(9\)\(b\)](#), a provider is required to include certain written documentation in a member's medical record.

Topic #199

Member Access to Records

Providers are required to allow members access to their health care records, including those related to ForwardHealth services, maintained by a provider in accordance with Wisconsin Statutes, excluding billing statements.

Fees for Health Care Records

Per Wis. Stat. § [146.83](#), providers may charge a fee for providing one set of copies of health care records to members who are enrolled in Wisconsin Medicaid or BadgerCare Plus programs on the date of the records request. This applies regardless of the member's enrollment status on the DOS (dates of service) contained within the health care records.

Per Wis. Stat. § [146.81\(4\)](#), health care records are all records related to the health of a patient prepared by, or under the supervision of, a health care provider.

Providers are limited to charging members enrolled in state-funded health care programs 25% of the applicable fees for providing one set of copies of the member's health care records.

Note: A provider may charge members 100% of the applicable fees for providing a second or additional set of copies of the member's health care records.

Wisconsin DHS (Department of Health Services) adjusts the [amounts](#) a provider may charge for providing copies of a member's health care records yearly per Wis. Stat. § [146.83\(3f\)\(c\)](#).

Topic #16157

Policy Requirements for Use of Electronic Signatures on Electronic Health Records

For ForwardHealth policy areas where a signature is required, electronic signatures are acceptable as long as the signature meets the requirements. When ForwardHealth policy specifically states that a handwritten signature is required, an electronic signature will not be accepted. When ForwardHealth policy specifically states that a written signature is required, an electronic signature will be accepted.

Reimbursement for services paid to providers who do not meet all electronic signature requirements may be subject to recoupment.

Electronic Signature Definition

An electronic signature, as stated in Wis. Stat. § [137.11\(8\)](#), is "an electronic sound, symbol, or process attached to or logically associated with a record and executed or adopted by a person with the intent to sign the record."

Some examples include:

- ▮ Typed name (performer may type their complete name)

- ┆ Number (performer may type a number unique to them)
- ┆ Initials (performer may type initials unique to them)

All examples above must also meet all of the electronic signature requirements.

Benefits of Using Electronic Signatures

The use of electronic signatures will allow providers to:

- ┆ Save time by streamlining the document signing process.
- ┆ Reduce the costs of postage and mailing materials.
- ┆ Maintain the integrity of the data submitted.
- ┆ Increase security to aid in non-repudiation.

Electronic Signature Requirements

By following the general electronic signature requirements below, the use of electronic signatures provides a secure alternative to written signatures. These requirements align with HIPAA (Health Insurance Portability and Accountability Act of 1996) Privacy Rule guidelines.

General Requirements

When using an electronic signature, all of the following requirements must be met:

- ┆ The electronic signature must be under the sole control of the rendering provider. Only the rendering provider or designee has the authority to use the rendering provider's electronic signature. Providers are required to maintain documentation that shows the electronic signature that belongs to each rendering provider if a numbering or initial system is used (for example, what number is assigned to a specific rendering provider). This documentation must be kept confidential.
- ┆ The provider is required to have current policies and procedures regarding the use of electronic signatures. Wisconsin DHS (Department of Health Services) recommends the provider conduct an annual review of policies and procedures with those using electronic signatures to promote ongoing compliance and to address any changes in the policies and procedures.
- ┆ The provider is required to conduct or review a security risk analysis in accordance with the requirements under 45 C.F.R. s. 164.308(a)(1).
- ┆ The provider is required to implement security updates as necessary and correct identified security deficiencies as part of its risk management process.
- ┆ The provider is required to establish administrative, technical, and physical safeguards in compliance with the HIPAA Security Rule.

Electronic Health Record Signature Requirements

An EHR (electronic health record) that utilizes electronic signatures must meet the following requirements:

- ┆ The certification and standard criteria defined in the Health Information Technology Initial Set of Standards, Implementation Specifications, Certification Criteria for Electronic Health Record Technology Final Rule (45 C.F.R. Part 170) and any revisions including, but not limited to, the following:
 - ┆ Assign a unique name and/or number for identifying, tracking user identity, and establishing controls that permit only authorized users to access electronic health information.
 - ┆ Record actions related to electronic health information according to the standard set forth in 45 C.F.R. s. 170.210.
 - ┆ Enable a user to generate an audit log for a specific time period. The audit log must also have the ability to sort entries according to any of the elements specified in the standard 45 C.F.R. s. 170.210.
 - ┆ Verify that a person or entity seeking access to electronic health information is the one claimed and is authorized to access such information.

- Record the date, time, patient identification, and user identification when electronic health information is created, modified, accessed, or deleted. An indication of which action(s) occurred and by whom must also be recorded.
 - Use a hashing algorithm with a security strength equal to or greater than SHA-1 (Secure Hash Algorithm 1) as specified by the NIST (National Institute of Standards and Technology) in FIPS PUB 180-3 (October 2008) to verify that electronic health information has not been altered. (Providers unsure whether or not they meet this guideline should contact their IT (Information Technology) and/or security/privacy analyst.)
- Ensure the EHR provides:
 - Nonrepudiation (assurance that the signer cannot deny signing the document in the future).
 - User authentication (verification of the signer's identity at the time the signature was generated).
 - Integrity of electronically signed documents (retention of data so that each record can be authenticated and attributed to the signer).
 - Message integrity (certainty that the document has not been altered since it was signed).
 - Capability to convert electronic documents to paper copy. (The paper copy must indicate the name of the individual who electronically signed the form as well as the date electronically signed.)
- Ensure electronically signed records created by the EHR have the same back-up and record retention requirements as paper records.

Topic #203

Preparation and Maintenance of Records

All providers who receive payment from Wisconsin Medicaid, including state-contracted MCOs (managed care organizations), are required to maintain records that fully document the basis of charges upon which all claims for payment are made, according to Wis. Admin. Code § [DHS 106.02\(9\)\(a\)](#). This required maintenance of records is typically required by any third-party insurance company and is not unique to ForwardHealth.

Topic #204

Record Retention

Providers are required to retain documentation, including medical and financial records, for a period of not less than five years from the date of payment, except RHCs (rural health clinics), which are required to retain records for a minimum of six years from the date of payment.

According to Wis. Admin. Code § [DHS 106.02\(9\)\(d\)](#), providers are required to retain all evidence of billing information.

Ending participation as a provider does not end a provider's responsibility to retain and provide access to fully maintained records unless an alternative arrangement of record retention and maintenance has been established.

Maintaining Confidentiality of Records

Ending participation in a ForwardHealth program does not end a provider's responsibility to protect the confidentiality of health care and related records containing PHI (protected health information).

Providers who no longer participate in a ForwardHealth program are responsible for ensuring that they and their business associates/partners continue to comply with all federal and state laws regarding protecting the confidentiality of members' PHI. Once record retention requirements expire, records must be disposed of in such a manner that they cannot be reconstructed—according to federal and state regulations—in order to avoid penalties. For more information on the proper disposal of records, refer to [Confidentiality and Proper Disposal of Records](#).

All ForwardHealth providers and their business associates/partners who cease practice or go out of business should ensure that

they have policies and procedures in place to protect all health care and related records from any unauthorized disclosure and use.

Reviews and Audits

Wisconsin DHS (Department of Health Services) periodically reviews provider records. DHS has the right to inspect, review, audit, and photocopy the records. Providers are required to permit access to any requested record(s), whether in written, electronic, or micrographic form.

Topic #205

Records Requests

Requests for billing or medical claim information regarding services reimbursed by Wisconsin Medicaid may come from a variety of individuals including attorneys, insurance adjusters, and members. Providers are required to notify ForwardHealth when releasing billing information or medical claim records relating to charges for covered services except in the following instances:

- | When the member is a dual eligible (for example, member is eligible for both Medicare and Wisconsin Medicaid or BadgerCare Plus) and is requesting materials pursuant to **Medicare** regulations.
- | When the provider is attempting to exhaust all existing health insurance sources prior to submitting claims to ForwardHealth.

Request From a Member or Authorized Person

If the request for a member's billing information or medical claim records is from a member or authorized person acting on behalf of a member, the provider is required to do the following:

1. Send a copy of the requested billing information or medical claim records to the requestor.
2. Send a letter containing the following information to ForwardHealth:
 - | Member's name
 - | Member's ForwardHealth identification number or SSN (Social Security number), if available
 - | Member's DOB (date of birth)
 - | DOS (date of service)
 - | Entity requesting the records, including name, address, and telephone number

The letter must be sent to the following address:

Wisconsin Casualty Recovery — HMS
Ste 100
5615 Highpoint Dr
Irving TX 75038-9984

Request From an Attorney, Insurance Company, or Power of Attorney

If the request for a member's billing information or medical claim records is from an attorney, insurance company, or power of attorney, the provider is required to do the following:

1. Obtain a release signed by the member or authorized representative.
2. Furnish the requested material to the requester, marked **BILLED TO FORWARDHEALTH** or **TO BE BILLED TO FORWARDHEALTH**, with a copy of the release signed by the member or authorized representative. Approval from ForwardHealth is not necessary.
3. Send a copy of the material furnished to the requestor, along with a copy of their original request and medical authorization

release to:

Wisconsin Casualty Recovery — HMS
Ste 100
5615 Highpoint Dr
Irving TX 75038-9984

Request for Information About a Member Enrolled in a State-Contracted Managed Care Organization

If the request for a member's billing information or medical claim records is for a member enrolled in a state-contracted MCO (managed care organization), the provider is required to do the following:

1. Obtain a release signed by the member or authorized representative.
2. Send a copy of the letter requesting the information, along with the release signed by the member or authorized representative, directly to the MCO.

The MCO makes most benefit payments and is entitled to any recovery that may be available.

Request for a Statement From a Dual Eligible

If the request is for an itemized statement from a dual eligible, pursuant to HR 2015 (Balanced Budget Act of 1997) § 4311, a dual eligible has the right to request and receive an itemized statement from their Medicare-enrolled health care provider. The Act requires the provider to furnish the requested information to the member. The Act does **not** require the provider to notify ForwardHealth.

Topic #1646

Release of Billing Information to Government Agencies

Providers are permitted to release member information without informed consent when a written request is made by Wisconsin DHS (Department of Health Services) or the federal HHS (Department of Health and Human Services) to perform any function related to program administration, such as auditing, program monitoring, and evaluation.

Providers are authorized under Wisconsin Medicaid confidentiality regulations to report suspected misuse or abuse of program benefits to DHS, as well as to provide copies of the corresponding patient health care records.

Provider Rights

Topic #208

A Comprehensive Overview of Provider Rights

Medicaid-enrolled providers have certain rights including, but not limited to, the following:

- | Limiting the number of members they serve in a nondiscriminatory way.
- | Ending participation in Wisconsin Medicaid.
- | Applying for a discretionary waiver or variance of certain rules identified in Wisconsin Administrative Code.
- | [Collecting payment from a member under limited circumstances.](#)
- | Refusing services to a member if the member refuses or fails to present a ForwardHealth identification card. However, possession of a ForwardHealth card does not guarantee enrollment (for example, the member may not be enrolled, may be enrolled only for limited benefits, or the ForwardHealth card may be invalid). Providers may confirm the current enrollment of the member by using one of the [EVS \(Enrollment Verification System\) methods](#), including calling [Provider Services](#).

Topic #207

Ending Participation

Providers other than home health agencies and nursing facilities may terminate participation in ForwardHealth according to Wis. Admin. Code § [DHS 106.05](#).

Providers choosing to withdraw should promptly notify their members to give them ample time to find another provider.

When withdrawing, the provider is required to do the following:

- | Provide a written notice of the decision at least 30 days in advance of the termination.
- | Indicate the effective date of termination.

Providers will not receive reimbursement for nonemergency services provided on and after the effective date of termination. Voluntary termination notices can be sent to the following address:

Wisconsin Medicaid
 Provider Enrollment
 313 Blettner Blvd
 Madison WI 53784

If the provider fails to specify an effective date in the notice of termination, ForwardHealth may terminate the provider on the date the notice is received.

Topic #209

Hearing Requests

A provider who wishes to contest a Wisconsin DHS (Department of Health Services) action or inaction for which due process is

required under Wis. Stat. ch. [DHS 227](#), may request a hearing by writing to the DHA (Division of Hearings and Appeals).

A provider who wishes to contest DMS (Division of Medicaid Services)'s notice of intent to recover payment (for example, to recoup for overpayments discovered in an audit by DMS) is required to request a hearing on the matter within the time period specified in the notice. The request, which must be in writing, should briefly summarize the provider's basis for contesting DHS's decision to withhold payment.

Refer to Wis. Admin. Code ch. [DHS 106](#) for detailed instructions on how to file an appeal.

If a timely request for a hearing is not received, DHS may recover those amounts specified in its original notice from future amounts owed to the provider.

Note: Providers are not entitled to administrative hearings for billing disputes.

Topic #210

Limiting the Number of Members

If providers choose to limit the number of members they see, they cannot accept a member as a private-pay patient. Providers should instead refer the member to another ForwardHealth provider.

Persons applying for or receiving benefits are protected against discrimination based on race, color, national origin, sex, religion, age, disability, or association with a person with a disability.

Topic #206

Requesting Discretionary Waivers and Variances

In rare instances, a provider or member may apply for, and DMS (Division of Medicaid Services) will consider applications for, a discretionary waiver or variance of certain rules in Wis. Admin. Code chs. DHS [102](#), [103](#), [104](#), [105](#), [107](#), and [108](#). Rules that are not considered for a discretionary waiver or variance are included in Wis. Admin. Code § [DHS 106.13](#).

Waivers and variances are not available to permit coverage of services that are either expressly identified as noncovered or are not expressly mentioned in Wis. Admin. Code ch. DHS 107.

Requirements

A request for a waiver or variance may be made at any time; however, all applications must be made in writing to DMS. All applications are required to specify the following:

- | The rule from which the waiver or variance is requested.
- | The time period for which the waiver or variance is requested.
- | If the request is for a variance, the specific alternative action proposed by the provider.
- | The reasons for the request.
- | Justification that all requirements for a discretionary waiver or variance would be satisfied.

DMS may also require additional information from the provider or the member prior to acting on the request.

Application

DMS may grant a discretionary waiver or variance if it finds that all of the following requirements are met:

- | The waiver or variance will not adversely affect the health, safety, or welfare of any member.
- | Either the strict enforcement of a requirement would result in unreasonable hardship on the provider or on a member, or an alternative to a rule is in the interests of better care or management. An alternative to a rule would include a new concept, method, procedure or technique, new equipment, new personnel qualifications, or the implementation of a pilot project.
- | The waiver or variance is consistent with all applicable state and federal statutes and federal regulations.
- | Federal financial participation is available for all services under the waiver or variance, consistent with the Medicaid state plan, federal CMS (Centers for Medicare and Medicaid Services), and other applicable federal program requirements.
- | Services relating to the waiver or variance are medically necessary.

To apply for a discretionary waiver or variance, providers are required to send their application to the following address:

Division of Medicaid Services
Waivers and Variances
PO Box 309
Madison WI 53701-0309

Sanctions

Topic #211

Intermediate Sanctions

According to Wis. Admin. Code § [DHS 106.08\(3\)](#), Wisconsin DHS (Department of Health Services) may impose intermediate sanctions on providers who violate certain requirements. Common examples of sanctions that DHS may apply include the following:

- ┆ Review of the provider's claims before payment
- ┆ Referral to the appropriate peer review organization, licensing authority, or accreditation organization
- ┆ Restricting the provider's participation in BadgerCare Plus
- ┆ Requiring the provider to correct deficiencies identified in a DHS audit

Prior to imposing any alternative sanction under this section, DHS will issue a written notice to the provider in accordance with Wis. Admin. Code § [DHS 106.12](#).

Any sanction imposed by DHS may be appealed by the provider under Wis. Admin. Code § DHS 106.12. Providers may appeal a sanction by writing to DHA (Division of Hearings and Appeals).

Topic #212

Involuntary Termination

Wisconsin DHS (Department of Health Services) may suspend or terminate the Medicaid enrollment of any provider according to Wis. Admin. Code § [DHS 106.06](#).

The suspension or termination may occur if both of the following apply:

- ┆ DHS finds that any of the grounds for provider termination are applicable.
- ┆ The suspension or termination will not deny members access to services.

Reasonable notice and an opportunity for a hearing within 15 days will be given to each provider whose enrollment is terminated by DHS. Refer to Wis. Admin. Code § [DHS 106.07](#) for detailed information regarding possible sanctions.

In cases where Medicare enrollment is required as a condition of enrollment with Wisconsin Medicaid, termination from Medicare results in automatic termination from Wisconsin Medicaid.

Topic #213

Sanctions for Collecting Payment From Members

Under state and federal laws, if a provider inappropriately collects payment from an enrolled member, or authorized person acting on behalf of the member, that provider may be subject to program sanctions including termination of Medicaid enrollment. In addition, the provider may also be fined not more than \$25,000, or imprisoned not more than five years, or both, pursuant to 42 USC § 1320a-7b(d) or Wis. Stat. § [49.49\(3m\)](#).

There may be narrow exceptions on when providers may [collect payment from members](#).

Topic #214

Withholding Payments

Wisconsin DHS (Department of Health Services) may withhold full or partial Medicaid provider payments without prior notification if, as the result of any review or audit, DHS finds reliable evidence of fraud or willful misrepresentation.

Reliable evidence of fraud or willful misrepresentation includes, but is not limited to, the filing of criminal charges by a prosecuting attorney against the provider or one of the provider's agents or employees.

DHS is required to send the provider a written notice within five days of taking this action. The notice will generally set forth the allegations without necessarily disclosing specific information about the investigation.

Prescription

Topic #520

Disposable Medical Supplies and Durable Medical Equipment

All DME (durable medical equipment) and DMS (disposable medical supplies) require a physician or physician assistant prescription signed and dated by the prescriber except for the following DMS:

- | Hearing instrument accessories
- | Hearing instrument batteries
- | Hearing instrument repairs

Prescribers are reminded that they are required to determine that all DME and DMS items are medically necessary before a prescription is written. More information about coverage and limitations is available under the [DMS](#) and [DME](#) service areas of this Online Handbook.

Breast Pumps

Wisconsin Medicaid reimburses for the prescribing of breast pumps as part of an E&M (evaluation and management) office visit. Providers are required to document [clinical requirements](#) of an individual's need for a breast pump.

Providers may prescribe breast pumps for members that can then be obtained through a Medicaid-enrolled DME vendor or pharmacy. Wisconsin Medicaid does not reimburse prescribing providers for supplying breast pumps, unless they are also Medicaid-enrolled as a DME vendor or a pharmacy.

Topic #525

General Requirements

It is vital that prescribers provide adequate supporting clinical documentation for a pharmacy or other dispensing providers to fill a prescription. Except as otherwise provided in federal or state law, a prescription must be in writing or given orally and later reduced to writing by the provider filling the prescription. The prescription must include the following information:

- | The name, strength, and quantity of the drug or item prescribed
- | The service required, if applicable
- | The date of issue of the prescription
- | The prescriber's name and address
- | The member's name and address
- | The prescriber's signature (if the prescriber writes the prescription) and date signed
- | The directions for use of the prescribed drug, item, or service

Drug Enforcement Agency Number Audits

All prescriptions for controlled substances must indicate the DEA (Drug Enforcement Agency) number of the prescriber on all prescriptions. DEA numbers are not required on claims or PAs (prior authorizations).

Members in Hospitals and Nursing Homes

For hospital and nursing home members, prescriptions must be entered into the medical and nursing charts and must include the previously listed information. Prescription orders are valid for no more than one year from the date of the prescription except for controlled substances and prescriber-limited refills that are valid for shorter periods of time.

Topic #523

Prescriber Information for Drug Prescriptions

Most legend and certain OTC (over-the-counter) drugs are covered. (A legend drug is one whose outside package has the legend or phrase "Caution, federal law prohibits dispensing without a prescription" printed on it.)

Coverage for some drugs may be restricted by one of the following policies:

- | PDL (Preferred Drug List)
- | PA (prior authorization)
- | BBG (brand before generic) drugs that require PA
- | BMN (brand medically necessary) drugs that require PA
- | Diagnosis-restricted drugs
- | Age-restricted drugs
- | Quantity limits

Prescribers are encouraged to write prescriptions for drugs that do not have restrictions; however, processes are available to obtain reimbursement for medically necessary drugs that do have restrictions.

For the most current prescription drug information, refer to the [pharmacy data tables](#). Providers may also call [Provider Services](#) for more information.

Preferred Drug List

Most preferred drugs on the [PDL](#) do **not** require PA, although these drugs may have other restrictions (for example, age, diagnosis); non-preferred drugs **do** require PA. Prescribers are encouraged to write prescriptions for preferred drugs; however, a PA process is available for non-preferred drugs if the drugs are medically necessary.

Most drugs and drug classes included on the PDL are covered fee for service by BadgerCare Plus, Wisconsin Medicaid, and SeniorCare, but certain drugs may have restrictions (for example, diagnosis, quantity limits, age limits). Prescribers are encouraged to write prescriptions for preferred drugs if medically appropriate. Prescribers are encouraged to try more than one preferred drug, if medically appropriate for the member, before prescribing a non-preferred drug. Non-preferred drugs may be covered with an approved PA request. Most preferred drugs do not require PA, except in designated classes identified on the Preferred Drug List Quick Reference.

Prescriber Responsibilities for Non-Preferred Drugs

If a member is enrolled in BadgerCare Plus, Wisconsin Medicaid, or SeniorCare, prescribers are encouraged to write prescriptions for preferred drugs. Prescribers are encouraged to prescribe **more than one** preferred drug before a non-preferred drug is prescribed from the same drug class.

If a non-preferred drug or a preferred drug that requires clinical PA is medically necessary for a member, the prescriber must complete, sign, and date [the appropriate PA form](#) for the drug. When completing the PA form, prescribers are required to

provide a handwritten signature on the form.

The PA form must be sent to the pharmacy where the prescription will be filled. The PA form may be sent to the pharmacy, or the member may carry the PA form with the prescription to the pharmacy. The pharmacy provider will use the completed form to submit a PA request to ForwardHealth. Prescribers should **not** submit the PA form to ForwardHealth.

Prescribers and pharmacy providers are required to retain a completed, signed, and dated copy of the PA form.

Diagnosis-Restricted Drugs

Prescribers are required to indicate a diagnosis on prescriptions for all drugs that are identified by ForwardHealth as [diagnosis-restricted](#).

Prescribing Drugs Manufactured by Companies Who Have Not Signed the Rebate Agreement

By federal law, pharmaceutical manufacturers who participate in state Medicaid programs must sign a rebate agreement with CMS (Centers for Medicare & Medicaid Services). BadgerCare Plus, Wisconsin Medicaid, and SeniorCare will cover legend and specific categories of OTC products of manufacturers who have signed a rebate agreement.

Note: SeniorCare does not cover OTC drugs, except insulin.

ForwardHealth has identified [drug manufacturers who have signed the rebate agreement](#). By signing the rebate agreement, the manufacturer agrees to pay ForwardHealth a rebate equal to a percentage of its "sales" to ForwardHealth.

Drugs of companies choosing not to sign the rebate agreement, with few exceptions, are not covered. A Medicaid-enrolled pharmacy can confirm for prescribers whether or not a particular drug manufacturer has signed the agreement.

Members Enrolled in BadgerCare Plus, Wisconsin Medicaid, or SeniorCare (Levels 1 and 2A)

BadgerCare Plus, Medicaid, and SeniorCare levels 1 and 2A may cover certain FDA (Food and Drug Administration)-approved legend drugs through the PA process even though the drug manufacturers did not sign rebate agreements.

Prescribers are required to complete the [appropriate section\(s\) of the PA/DGA \(Prior Authorization/Drug Attachment, F-11049 \(07/2016\)\)](#) as it pertains to the drug being requested.

Included with the PA request, the prescriber is required to submit documentation of medical necessity and cost-effectiveness that the non-rebated drug is the only available and medically appropriate product for treating the member. The documentation must include the following:

- 1 A copy of the medical record or documentation of the medical history detailing the member's medical condition and previous treatment results
- 1 Documentation by the prescriber that shows why other drug products have been ruled out as ineffective or unsafe for the member's medical condition
- 1 Documentation by the prescriber that shows why the non-rebated drug is the most appropriate and cost-effective drug to treat the member's medical condition

If a PA request for a drug without a signed manufacturer rebate is approved, claims for drugs without a signed rebate agreement must be submitted on paper. Providers should complete and submit the [Noncompound Drug Claim \(F-13072 \(02/2025\)\)](#) form indicating the actual NDC (National Drug Code) of the drug with the [Pharmacy Special Handling Request \(F-13074 \(04/2014\)\)](#)

form.

If a PA request for a drug without a signed manufacturer rebate is denied, the service is considered noncovered.

Members Enrolled in SeniorCare (Levels 2B and 3)

PA is not available for drugs from manufacturers without a separate, signed SeniorCare rebate agreement for members in levels 2B and 3. PA requests submitted for drugs without a separate, signed SeniorCare rebate agreement for members in levels 2B and 3 will be returned to the providers unprocessed and the service will be noncovered. Members do not have appeal rights regarding returned PA requests for noncovered drugs.

Prospective Drug Utilization Review System

The federal OBRA (Omnibus Budget Reconciliation Act) of 1990 (42 C.F.R. Parts 456.703 and 456.705) called for a DUR (Drug Utilization Review) program for all Medicaid-covered drugs to improve the quality and cost-effectiveness of member care. [ForwardHealth's prospective DUR system](#) assists pharmacy providers in screening certain drug categories for clinically important potential drug therapy problems before the prescription is dispensed to the member. The prospective DUR system checks the member's entire pharmacy paid claims history regardless of where the drug was dispensed or by whom it was prescribed.

Diagnoses from medical claims are used to build a disease or pregnancy profile for each member. The prospective DUR system uses this profile to determine whether or not a prescribed drug may be inappropriate or harmful to the member. It is very important that prescribers provide up-to-date medical diagnosis information about members on medical claims to ensure complete and accurate member profiles, particularly in cases of disease or pregnancy.

Note: The prospective DUR system does not dictate which drugs may be dispensed; prescribers and pharmacists must exercise professional judgment.

Prospective Drug Utilization Review's Impact on Prescribers

If a pharmacy receives a prospective DUR alert, a DUR segment is required before the drug can be dispensed to the member. This may require the pharmacist to contact the prescriber for additional information to determine if the prescription should be filled as written, modified, or cancelled.

Drugs With Three-Month Supply Requirement

ForwardHealth has identified a [list of three-month supply drugs](#):

- ┆ Certain drugs are required to be dispensed in a three-month supply.
- ┆ Additional drugs are allowed to be dispensed in a three-month supply.

Member Benefits

When it is appropriate for the member's medical condition, a three-month supply of a drug benefits the member in the following ways:

- ┆ Aiding compliance in taking prescribed generic, maintenance medications
- ┆ Reducing the cost of member copays
- ┆ Requiring fewer trips to the pharmacy
- ┆ Allowing the member to obtain a larger quantity of generic, maintenance drugs for chronic conditions (for example, hypertension)

Prescribers are encouraged to write prescriptions for a three-month supply when appropriate for the member.

Prescription Quantity

A prescriber is required to indicate the appropriate quantity on the prescription to allow the dispensing provider to dispense the maintenance drug in a three-month supply. For example, if the prescription is written for "Hydrochlorothiazide 25 mg, take one tablet daily," the prescriber is required to indicate a quantity of 90 or 100 tablets on the prescription so the pharmacy provider can dispense a three-month supply. In certain instances, brand name drugs (for example, oral contraceptives) may be dispensed in a three-month supply.

Pharmacy providers are not required to contact prescribers to request a new prescription for a three-month supply if a prescription has been written as a one-month supply with multiple or as needed (PRN (pro re nata)) refills.

ForwardHealth will not audit or recoup three-month supply claims if a pharmacy provider changes a prescription written as a one-month supply with refills as long as the total quantity dispensed per prescription does not exceed the total quantity authorized by the prescriber.

Prescription Mail Delivery

Current Wisconsin law permits Medicaid-enrolled retail pharmacies to deliver prescriptions to members via the mail. Medicaid-enrolled retail pharmacies may dispense and mail any prescription or OTC medication to a Medicaid fee-for-service member at no additional cost to the member or Wisconsin Medicaid.

Providers are encouraged to use the mail delivery option if requested by the member, particularly for prescriptions filled for a three-month supply.

Noncovered Drugs

The following drugs are not covered:

- | Drugs that are identified by the FDA as LTE (less-than-effective) or identical, related, or similar to LTE drugs
- | Drugs identified on the Wisconsin Negative Formulary
- | Drugs manufactured by companies that have not signed the rebate agreement
- | Drugs to treat the condition of ED (erectile dysfunction). Examples of noncovered drugs for ED are tadalafil (Cialis) and sildenafil (Viagra).

SeniorCare

[SeniorCare](#) is a prescription drug assistance program for Wisconsin residents who are 65 years of age or older and meet eligibility criteria. SeniorCare is modeled after Wisconsin Medicaid in terms of drug coverage and reimbursement, although there are a few differences. Unlike Wisconsin Medicaid, SeniorCare does not cover OTC drugs other than insulin. SeniorCare also covers [vaccines](#) that are approved by the CDC (Centers for Disease Control and Prevention) ACIP (Advisory Committee on Immunization Practices) for people age 65 and older and are administered through a pharmacy.

Topic #4346

Tamper-Resistant Prescription Pad Requirement

Section 7002(b) of the U.S. Troop Readiness, Veterans' Care, Katrina Recovery, and Iraq Accountability Appropriations Act of 2007 imposed a requirement on prescriptions paid for by Medicaid, SeniorCare, or BadgerCare fee-for-service. The law requires that all written or computer-generated prescriptions that are given to a patient to take to a pharmacy must be written or printed on tamper-resistant prescription pads or tamper-resistant computer paper. This requirement applies to prescriptions for

both controlled and noncontrolled substances.

All other Medicaid policies and procedures regarding prescriptions continue to apply.

Required Features for Tamper-Resistant Prescription Pads or Computer Paper

To be considered tamper-resistant, federal law requires that prescription pads/paper contain all three of the following characteristics:

- ┆ One or more industry-recognized features designed to prevent unauthorized copying of a completed or blank prescription form
- ┆ One or more industry-recognized features designed to prevent the erasure or modification of information written on the prescription by the prescriber
- ┆ One or more industry-recognized features designed to prevent the use of counterfeit prescription forms

Exclusions to Tamper-Resistant Prescription Pad Requirement

The following are exclusions to the tamper-resistant prescription pad requirement:

- ┆ Prescriptions faxed directly from the prescriber to the pharmacy
- ┆ Prescriptions electronically transmitted directly from the prescriber to the pharmacy
- ┆ Prescriptions telephoned directly from the prescriber to the pharmacy
- ┆ Prescriptions provided to members in nursing facilities, ICF/IIDs (Intermediate Care Facilities for Individuals with Intellectual Disabilities), and other specified institutional and clinical settings to the extent that drugs are part of their overall rate (However, written prescriptions filled by a pharmacy outside the walls of the facility are subject to the tamper-resistant requirement.)

72-Hour Grace Period

Prescriptions presented by patients on non-tamper-resistant pads or paper may be dispensed and considered compliant if the pharmacy receives a compliant prescription order within 72 hours.

Coordination of Benefits

The federal law imposing these new requirements applies even when ForwardHealth is the secondary payer.

Retroactive ForwardHealth Eligibility

If a patient becomes retroactively eligible for ForwardHealth, the federal law presumes that prescriptions retroactively dispensed were compliant. However, prospective refills will require a tamper-resistant prescription.

Penalty for Noncompliance

Payment made to the pharmacy for a claim corresponding to a noncompliant order may be recouped, in full, by Wisconsin Medicaid.

Provider Numbers

Topic #3421

Provider Identification

Health Care Providers

Health care providers are required to indicate an NPI (National Provider Identifier) on enrollment applications and electronic and paper transactions submitted to ForwardHealth.

The NPI is a 10-digit number obtained through the NPPES (National Plan and Provider Enumeration System).

Providers should ensure that they have obtained an appropriate NPI prior to beginning their enrollment application. There are two kinds of NPIs:

- ▮ Entity Type 1 NPIs are for individuals who provide health care, such as physicians, dentists, and chiropractors.
- ▮ Entity Type 2 NPIs are for organizations that provide health care, such as hospitals, group practices, pharmacies, and home health agencies.

It is possible for a provider to qualify for both Entity Type 1 and Entity Type 2 NPIs. For example, an individual physical therapist may also be the owner of a therapy group that is a corporation and have two Wisconsin Medicaid enrollments — one enrollment as an individual physical therapist and the other enrollment as the physical therapy group. A Type 1 NPI for the individual enrollment and a Type 2 NPI for the group enrollment are required.

NPIs and classifications may be viewed on the [NPPES website](#). The federal [CMS \(Centers for Medicare and Medicaid Services\) website](#) includes more information on Type 1 and Type 2 NPIs.

Health care providers who are federally required to have an NPI are responsible for obtaining the appropriate certification for their NPI.

Non-Healthcare Providers

Non-healthcare providers, such as SMV (specialized medical vehicle) providers, personal care agencies, and blood banks, are exempt from federal NPI requirements. Providers exempt from federal NPI requirements are assigned a Medicaid provider number once their enrollment application is accepted; they are required to indicate this Medicaid provider number on electronic and paper transactions submitted to ForwardHealth.

Topic #5096

Taxonomy Codes

Taxonomy codes are standard code sets used to provide information about provider type and specialty for the provider's enrollment. ForwardHealth uses taxonomy codes as additional data for correctly matching the NPI (National Provider Identifier) to the provider file.

Providers are required to use a taxonomy code when the NPI reported to ForwardHealth corresponds to multiple enrollments and the provider's practice location zip+4 code does not uniquely identify the provider.

Providers are allowed to report multiple taxonomy codes to ForwardHealth as long as the codes accurately describe the provider type and specialty for the provider's enrollment. When doing business with ForwardHealth, providers may use any one of the reported codes. Providers who report multiple taxonomy codes will be required to designate one of the codes as the primary taxonomy code; ForwardHealth will use this primary code for identification purposes.

Providers who wish to change their taxonomy code or add additional taxonomy codes may do so using the [demographic maintenance tool](#). Most taxonomy code changes entered through the demographic maintenance tool will take effect in real time; providers may use the new codes immediately on transactions.

Omission of a taxonomy code when it is required as additional data to identify the provider will cause claims and other transactions to be denied or delayed in processing.

Note: Taxonomy codes do not change provider enrollment or affect reimbursement terms.

Topic #5097

ZIP Code

The zip code of a provider's practice location address on file with ForwardHealth must be a zip+4 code. The zip+4 code helps to identify a provider when the NPI (National Provider Identifier) reported to ForwardHealth corresponds to multiple enrollments and the reported taxonomy code does not uniquely identify the provider.

When a zip+4 code is required to identify a provider, omission of it will cause claims and other transactions to be denied or delayed in processing.

Providers may verify the zip+4 code for their address on the [U.S. Postal Service website](#).

Covered and Noncovered Services

2

Archive Date:06/02/2025

Covered and Noncovered Services:Noncovered Services

Topic #68

Definition of Noncovered Services

A noncovered service is a service, item, or supply for which reimbursement is not available. Wis. Admin. Code § [DHS 101.03 \(103\)](#) and Wis. Admin. Code ch. [107](#) contain more information about noncovered services. In addition, Wis. Admin. Code § [DHS 107.03](#) contains a general list of noncovered services.

Topic #104

Member Payment for Noncovered Services

A provider may collect payment from a member for noncovered services if [certain conditions](#) are met.

Providers may not collect payment from a member (or authorized person acting on behalf of the member) for certain noncovered services or activities provided in connection with covered services, including:

- | Charges for missed appointments
- | Charges for telephone calls
- | Charges for time involved in completing necessary forms, claims, or reports
- | Translation services

Missed Appointments

Federal CMS (Centers for Medicare and Medicaid Services) does not allow state Medicaid programs to permit providers to collect payment from a member, or authorized person acting on behalf of the member, for a missed appointment.

Avoiding Missed Appointments

ForwardHealth offers the following suggestions to help avoid missed appointments:

- | Remind members of upcoming appointments (by telephone or postcard) prior to scheduled appointments.
- | If a member needs assistance in obtaining transportation to a medical appointment, encourage the member to call the NEMT (non-emergency medical transportation) manager contracted with Wisconsin DHS (Department of Health Services). Most Medicaid and BadgerCare Plus members may receive NEMT services through the NEMT manager if they have no other way to receive a ride. Refer to the [NEMT service area](#) for more information.
- | If the appointment is made through the HealthCheck screening or targeted case management programs, encourage the staff from those programs to ensure that the scheduled appointments are kept.

Translation and Interpretive Services

Translation services, which refer to translation of the written word, are considered part of the provider's overhead cost and are not separately reimbursable. Providers may not collect payment from a member (or authorized person acting on behalf of the member) for translation services.

Interpretive services, which refer to interpretation of the spoken word or sign language, are a covered service. More information

on interpretive services can be found in the [Interpretive Services](#) topic.

Providers should call the Affirmative Action and Civil Rights Compliance Officer at 608-266-9372 for information about when translation services are required by federal law. Providers may also write to the following address:

AA/CRC Office
1 W Wilson St Rm 561
PO Box 7850
Madison WI 53707-7850

HealthCheck "Other Services"

Topic #22

Definition of HealthCheck Other Services

HealthCheck is the term used for EPSDT (Early and Periodic Screening, Diagnosis, and Treatment) in Wisconsin. The HealthCheck benefit provides periodic, comprehensive health screening exams (also known as well child checks), as well as interperiodic screens, outreach and case management, and additional medically necessary services (referred to as HealthCheck Other Services) for members under 21 years of age.

Wisconsin Medicaid covers most diagnostic and intervention services a member may need. However, federal law requires that states provide any additional health care services that are coverable under the federal Medicaid program and found to be medically necessary to treat, correct, or reduce illnesses and conditions discovered regardless of whether or not the service is covered in a state's Medicaid program. HealthCheck Other Services is Wisconsin's term for this federal requirement.

The requested service must be allowable under federal Medicaid law, per § 1905(a) of the Social Security Act, and must be medically necessary and reasonable for the member to be covered by Wisconsin Medicaid, per Wis. Admin. Code § [DHS 107.02\(3\)\(e\)](#). Most [HealthCheck Other Services](#) require PA (prior authorization) per Wis. Admin. Code § [DHS 107.02](#).

Topic #2391

HealthCheck Other Services Benefits With Established Policies

Some Wisconsin Medicaid benefits covered under HealthCheck Other Services have established policies, such as child and adolescent mental health day treatment, intensive in-home psychotherapy for children and adolescents, behavioral treatment, orthodontia, certain medically necessary OTC (over-the-counter) medications, and certain dental services. To receive PA (prior authorization) for these HealthCheck Other Services benefits, continue to follow [PA guidelines](#) for the requested service area.

Topic #1

Prior Authorization for HealthCheck "Other Services"

Providers submitting PA (prior authorization) requests for HealthCheck "Other Services" should review the two types of PA requests. The following types of PA requests have their own submission requirements:

- ┆ Requests for exceptions to coverage limitations
- ┆ Requests for federally allowable Medicaid services not routinely covered by Wisconsin Medicaid

PA Submission Requirements for Exceptions to Coverage Limitations

HealthCheck "Other Services" may additionally cover established Medicaid health care services that are limited in coverage for members under 21 years of age.

If a PA request is submitted requesting additional coverage for a benefit where there is established policy, the request is

automatically processed under the HealthCheck "Other Services" benefit to evaluate whether the requested service is likely to correct or ameliorate the member's condition, including maintaining current status or preventing regression.

Examples of coverage limitations include service amounts that are prohibited by policy, or the requested service is not expected to result in a favorable improvement in the member's condition or diagnosis.

Every PA request for a member under age 21 is first processed according to standard Medicaid guidelines and then reviewed under HealthCheck "Other Services" guidelines. For these reasons, providers do **not** need to take additional action to identify the PA request as a HealthCheck "Other Services" request.

If an established benefit will be requested at a level that exceeds Wisconsin Medicaid coverage limits, in addition to the required PA documentation detailed in the appropriate service area of the Online Handbook, the request should provide:

- ┆ The rationale detailing why standard coverage is not considered acceptable to address the identified condition.
- ┆ The rationale detailing why the requested service is needed to correct or ameliorate the member's condition.

PA Submission Requirements for Services Not Routinely Covered by Wisconsin Medicaid

HealthCheck "Other Services" allows coverage of health care services that are not routinely covered by Wisconsin Medicaid, but are federally allowable and medically necessary to maintain, improve, or correct the member's physical and mental health, per § 1905(a) of the Social Security Act. These HealthCheck "Other Services" require PA since the determination of medical necessity is made on a case-by-case basis depending on the needs of the member.

If a PA request is submitted requesting coverage for a service that does not have established policy and is not an exception to coverage limitations, the provider is required to identify the PA as a HealthCheck "Other Services" request by **checking the HealthCheck "Other Services" box** and submit the following information:

- ┆ A current, valid order or prescription for the service being requested:
 - ┆ Prescriptions are valid for 12 or fewer months from the date of the signature (depending on the service area).
 - ┆ Updated prescriptions may be required more frequently for some benefits.
- ┆ A completed [PA/RF \(Prior Authorization Request Form, F-11018 \(05/2013\)\)](#), for most service areas, including the following:
 - ┆ For Element 1, **check the HealthCheck "Other Services" box**.
 - ┆ For Element 19, enter the procedure code that most accurately describes the service, even if the code is not ordinarily covered by Wisconsin Medicaid. [Unlisted procedure codes](#) can be requested if the service is not accurately described by existing procedure codes.
 - ┆ For Element 20, enter informational procedure code modifier EP (Service provided as part of Medicaid early periodic screening diagnosis and treatment [EPSDT] program) to indicate that the service is requested as a HealthCheck "Other Services" benefit.
 - ┆ For Element 22, include the description of the service.
- ┆ A completed [PA/DRF \(Prior Authorization/Dental Request Form, F-11035 \(07/2012\)\)](#), or [PA/HIAS1 \(Prior Authorization Request for Hearing Instrument and Audiological Services, F-11020 \(05/2013\)\)](#) when the PA/RF is not applicable
- ┆ A [PA attachment form\(s\)](#) for the related service area, if known, or clinical documentation substantiating the medical necessity of the requested procedure code and:
 - ┆ The rationale detailing why services typically covered by Wisconsin Medicaid are not considered acceptable to address the identified condition or why services were discontinued.
 - ┆ The rationale detailing why the requested service is needed to correct or ameliorate the member's condition.

Note: Providers may call [Provider Services](#) to determine the appropriate PA attachment.

- | Evidence the requested service is clinically effective and not harmful (If the requested service is new to Wisconsin Medicaid, additional documentation regarding current research and/or safety of the intervention may be submitted.)
- | The MSRP (manufacturer's suggested retail price) for requested equipment or supplies
- | The 11-digit NDC (National Drug Code) for any requested OTC (over-the-counter) drugs on pharmacy PA requests

Providers may call Provider Services for more information about HealthCheck "Other Services."

If the PA request is incomplete or additional information is needed to substantiate the necessity of the requested service, the PA request will be returned to the provider. **A return for more information is not a denial.**

Topic #41

Requirements

For a service to be reimbursed through HealthCheck "Other Services," the following requirements must be met:

- | The service is provided to a member who is under 21 years of age.
- | The service is coverable under federal Medicaid law.
- | The service is medically necessary and reasonable.
- | The service is prior authorized before it is provided.
- | Services currently available are not considered acceptable to treat the identified condition.

ForwardHealth has the authority to do all of the following:

- | Review the medical necessity of all requests.
- | Establish criteria for the provision of such services.
- | Determine the amount, duration, and scope of services as long as the authorized amount is reasonable and maintains the preventive intent of the HealthCheck benefit.

HealthCheck "Other Services" does not include reimbursement in excess of ForwardHealth published [maximum allowable fees](#).

All PA (prior authorization) requests must follow [NCCI \(National Correct Coding Initiative\)](#) guidelines.

Codes

Topic #2410

Modifiers

The following table lists the allowable modifiers for HealthCheck services.

Modifier	Description	Allowable Procedure Codes	Allowable Providers
UA *	Comprehensive HealthCheck screen results in a referral or follow-up visit for diagnostic or corrective treatment	99381–99385 and 99391–99395	All HealthCheck providers, including HealthCheck nursing agencies
EP	Service provided as part of Medicaid early periodic screening diagnosis and treatment (EPSDT) program	99211–99215, T1017, and T1016	HealthCheck nursing agencies only
		T1002 and T1029	Local health departments only
TS	Follow-up service [for lead clearance investigation]	T1029	Local health departments only

* Modifier UA is a national modifier that is state defined.

Topic #2409

Place of Service Codes

The following table lists the allowable POS (place of service) codes for HealthCheck services.

Note: This list of POS codes is not all-inclusive and may be revised periodically.

POS Code	Description
02	Telehealth Provided Other Than in Patient's Home
05	Indian Health Service Free-Standing Facility
06	Indian Health Service Provider-Based Facility
07	Tribal 638 Free-Standing Facility
08	Tribal 638 Provider-Based Facility
10	Telehealth Provided in Patient's Home
11	Office
12	Home
19	Off Campus—Outpatient Hospital
27	Outreach Site/Street
50	Federally Qualified Health Center
71	Public Health Clinic

72	Rural Health Clinic
99	Other Place of Service

Topic #2408

Procedure Codes

Covered HealthCheck screening services are identified by the allowable procedure codes listed in the following tables.

New Patient		
Code	Description	Allowable Modifier
99381	Initial comprehensive preventive medicine evaluation and management of an individual including an age and gender appropriate history, examination, counseling/anticipatory guidance/risk factor reduction interventions, and the ordering of laboratory/diagnostic procedures, new patient; infant (age younger than 1 year)	UA
99382	early childhood (age 1 through 4 years)	UA
99383	late childhood (age 5 through 11 years)	UA
99384	adolescent (age 12 through 17 years)	UA
99385	18-39 years	UA

Established Patient		
Code	Description	Allowable Modifier
99391	Periodic comprehensive preventive medicine reevaluation and management of an individual including an age and gender appropriate history, examination, counseling/anticipatory guidance/risk factor reduction interventions, and the ordering of laboratory/diagnostic procedures, established patient; infant (age younger than 1 year)	UA
99392	early childhood (age 1 through 4 years)	UA
99393	late childhood (age 5 through 11 years)	UA
99394	adolescent (age 12 through 17 years)	UA
99395	18-39 years	UA

Interperiodic Visits		
Code	Description	Allowable Modifier
99211	Office or other outpatient visit for the evaluation and management of an established patient, that may not require the presence of a physician or other qualified health care professional. Usually, the presenting problem(s) are minimal. Typically, 5 minutes are spent performing or supervising these services.	EP
99212	Office or other outpatient visit for the evaluation and management of an established patient, which requires at least 2 of these 3 key components: A problem focused history; A problem focused examination; Straightforward medical decision making.	EP

	<p>Counseling and/or coordination of care with other physicians, other qualified health care professionals, or agencies are provided consistent with the nature of the problem(s) and the patient's and/or family's needs.</p> <p>Usually, the presenting problem(s) are self-limited or minor. Typically, 10 minutes are spent face-to-face with the patient and/or family.</p>	
99213	<p>Office or other outpatient visit for the evaluation and management of an established patient, which requires at least 2 of these 3 key components: An expanded problem focused history; An expanded problem focused examination; Medical decision making of low complexity.</p> <p>Counseling and/or coordination of care with other physicians, other qualified health care professionals, or agencies are provided consistent with the nature of the problem(s) and the patient's and/or family's needs.</p> <p>Usually, the presenting problem(s) are of low to moderate severity. Typically, 15 minutes are spent face-to-face with the patient and/or family.</p>	EP
99214	<p>Office or other outpatient visit for the evaluation and management of an established patient, which requires at least 2 of these 3 key components: A detailed history; A detailed examination; Medical decision making of moderate complexity (25 minutes)</p> <p>Counseling and/or coordination of care with physicians, other qualified health care professionals, or agencies are provided consistent with the nature of the problem(s) and the patient's and/or family's needs.</p> <p>Usually, the presenting problem(s) are of moderate to high severity. Typically, 25 minutes are spent face-to-face with the patient and/or family.</p>	EP
99215	<p>Office or other outpatient visit for the evaluation and management of an established patient, which requires at least two of these three components: a comprehensive history; a comprehensive examination; medical decision making of high complexity.</p> <p>Counseling and/or coordination of care with other physicians, other qualified health care professionals, or agencies are provided consistent with the nature of the problem(s) and the patient's and/or family's needs.</p> <p>Usually, the presenting problem(s) are of moderate to high severity. Typically, 40 minutes are spent face-to-face with the patient and/or family.</p>	EP

Environmental Lead Investigation (ELI) Services

Code	Description	Allowable Modifier
T1002	Registered nurse services, up to 15 minutes	EP*
T1029	Comprehensive environmental lead investigation, not including laboratory analysis, per dwelling	EP*, TS**

* All claims for ELI (Environmental Lead Investigation) services must include modifier EP in the first position.

** Modifier TS signifies follow-up service (for lead clearance investigation).

Immunizations	
Code	Description
90619 ¹	Meningococcal conjugate vaccine, serogroups A, C, W, Y, quadrivalent, tetanus toxoid carrier (MenACWY-TT), for intramuscular use
90632 ¹	Hepatitis A vaccine (HepA), adult dosage, for intramuscular use
90633 ¹	Hepatitis A vaccine (HepA), pediatric/adolescent dosage-2 dose schedule, for intramuscular use
90636 ¹	Hepatitis A and hepatitis B vaccine (HepA-HepB), adult dosage, for intramuscular use
90644 ¹	Meningococcal conjugate vaccine, serogroups C & Y and Haemophilus influenzae type b vaccine (Hib-MenCY), 4 dose schedule, when administered to children 6 weeks-18 months of age, for intramuscular use
90647 ¹	Haemophilus influenzae b vaccine (Hib), PRP-OMP conjugate, 3 dose schedule, for intramuscular use
90648 ¹	Haemophilus influenzae b vaccine (Hib), PRP-T conjugate, 4 dose schedule, for intramuscular use
90649 ¹	Human Papillomavirus (HPV) vaccine, types 6, 11, 16, 18, quadrivalent (4vHPV), 3 dose schedule, for intramuscular use
90650 ¹	Human Papillomavirus (HPV) vaccine, types 16, 18, bivalent (2vHPV), 3 dose schedule, for intramuscular use
90655 ¹	Influenza virus vaccine, trivalent (IIV3), split virus, preservative free, 0.25 mL dosage, for intramuscular use
90656 ¹	Influenza virus vaccine, trivalent (IIV3), split virus, preservative free, 0.5 mL dosage, for intramuscular use
90657 ¹	Influenza virus vaccine, trivalent (IIV3), split virus, 0.25 mL dosage, for intramuscular use
90658 ¹	Influenza virus vaccine, trivalent (IIV3), split virus, 0.5 mL dosage, for intramuscular use
90660 ¹	Influenza virus vaccine, trivalent, live (LAIV3), for intranasal use
90661	Influenza virus vaccine, trivalent (ccIIV3), derived from cell cultures, subunit, preservative and antibiotic free, 0.5 mL dosage, for intramuscular use
90670 ¹	Pneumococcal conjugate vaccine, 13 valent (PCV13), for intramuscular use
90672 ¹	Influenza virus vaccine, quadrivalent, live (LAIV4), for intranasal use
90673	Influenza virus vaccine, trivalent (RIV3), derived from recombinant DNA, hemagglutinin (HA) protein only, preservative and antibiotic free, for intramuscular use
90680 ¹	Rotavirus vaccine, pentavalent (RV5), 3 dose schedule, live, for oral use
90681 ¹	Rotavirus vaccine, human, attenuated (RV1), 2 dose schedule, live, for oral use
90685 ¹	Influenza virus vaccine, quadrivalent (IIV4), split virus, preservative free, 0.25 mL dosage, for intramuscular use
90686 ¹	Influenza virus vaccine, quadrivalent (IIV4), split virus, preservative free, 0.5 mL dosage, for intramuscular use
90688 ¹	Influenza virus vaccine, quadrivalent (IIV4), split virus, 0.5 mL dosage, for intramuscular use
90696 ¹	Diphtheria, tetanus toxoids, acellular pertussis vaccine and inactivated poliovirus vaccine (DTaP-IPV), when administered to children 4 through 6 years of age, for intramuscular use
90698 ¹	Diphtheria, tetanus toxoids, acellular pertussis vaccine, Haemophilus influenzae Type B, and inactivated poliovirus vaccine (DTaP-Hib-IPV), for intramuscular use
90700 ¹	Diphtheria, tetanus toxoids, and acellular pertussis vaccine (DTaP), when administered to individuals younger than 7 years, for intramuscular use
90702 ¹	Diphtheria and tetanus toxoids (DT) adsorbed when administered to individuals younger than 7 years, for intramuscular use

90707 ¹	Measles, mumps and rubella virus vaccine (MMR), live, for subcutaneous use
90710 ¹	Measles, mumps, rubella, and varicella vaccine (MMRV), live, for subcutaneous use
90713 ¹	Poliovirus vaccine, inactivated (IPV), for subcutaneous or intramuscular use
90714 ¹	Tetanus and diphtheria toxoids adsorbed (Td), preservative free, when administered to individuals 7 years or older, for intramuscular use
90715 ¹	Tetanus, diphtheria toxoids and acellular pertussis vaccine (Tdap), when administered to individuals 7 years or older, for intramuscular use
90716 ¹	Varicella virus vaccine (VAR), live, for subcutaneous use
90723 ¹	Diphtheria, tetanus toxoids, acellular pertussis vaccine, Hepatitis B, and poliovirus vaccine, inactivated (DtaP-HepB-IPV), for intramuscular use
90732 ¹	Pneumococcal polysaccharide vaccine, 23-valent (PPSV23), adult or immunosuppressed patient dosage, when administered to individuals 2 years or older, for subcutaneous or intramuscular use
90734 ¹	Meningococcal conjugate vaccine, serogroups A, C, Y and W-135, quadrivalent, diphtheria toxoid carrier (MCV4 or MenACWY-D) or CRM197 carrier (MenACWY-CRM), for intramuscular use
90740	Hepatitis B vaccine (HepB), dialysis or immunosuppressed patient dosage, 3 dose schedule, for intramuscular use
90743 ¹	Hepatitis B vaccine (HepB), adolescent, 2 dose schedule, for intramuscular use
90744 ¹	Hepatitis B vaccine (HepB), pediatric/adolescent dosage, 3 dose schedule, for intramuscular use
90746 ¹	Hepatitis B vaccine (HepB), adult dosage, 3 dose schedule, for intramuscular use
90747	Hepatitis B vaccine (HepB), dialysis or immunosuppressed patient dosage, 4 dose schedule, for intramuscular use
90748 ¹	Hepatitis B and Haemophilus influenzae b vaccine (HepB-Hib), for intramuscular use
90749	Unlisted vaccine/toxoid
90756	Influenza virus vaccine, quadrivalent (ccIV4), derived from cell cultures, subunit, antibiotic free, 0.5 mL dosage, for intramuscular use

Laboratory Tests

Code	Description
81002 ²	Urinalysis, by dip stick or tablet reagent for bilirubin, glucose, hemoglobin, ketones, leukocytes, nitrite, pH, protein, specific gravity, urobilinogen, any number of these constituents; non-automated, without microscopy
82465 ³	Cholesterol, serum or whole blood, total
82947 ³	Glucose; quantitative, blood, (except reagent strip)
85013 ²	Blood count; spun microhematocrit
85018 ²	hemoglobin (Hgb)
99000	Handling and/or conveyance of specimen for transfer from the office to a laboratory

Monoclonal Antibodies (for Beyfortus)

Code	Description	Allowable Modifier
90380 ⁴	Respiratory syncytial virus, monoclonal antibody, seasonal dose; 0.5 mL dosage, for intramuscular use	SL
90381 ⁴	Respiratory syncytial virus, monoclonal antibody, seasonal dose; 1 mL dosage, for intramuscular use	SL

Other Tests/Assessments	
Code	Description
86580	Skin test; tuberculosis, intradermal
96161	Administration of caregiver-focused health risk assessment instrument (e.g., depression inventory) for the benefit of the patient, with scoring and documentation, per standardized instrument

¹Vaccine is provided through the VFC (Vaccines for Children) Program. Procedure codes for vaccines available through the VFC Program are subject to change. Providers should refer to the [VFC website](#) for a complete list of vaccines available through the VFC Program.

²Service may be performed by HealthCheck agencies with an approved CLIA (Clinical Laboratory Improvement Amendment) waiver.

³Service may only be performed for high-risk children and requires appropriate follow-up.

⁴Beyfortus (nirsevimab), a monoclonal antibody, is used for the prevention of lower respiratory tract disease caused by RSV (respiratory syncytial virus) in infants or children. Although not a vaccine, the CDC (Centers for Disease Control and Prevention)'s ACIP (Advisory Committee on Immunization Practices) voted to include [Beyfortus in the VFC Program](#). Providers are required to obtain Beyfortus for children from the VFC supply. ForwardHealth only reimburses [an administration code](#) for Beyfortus supplied through the VFC Program.

Topic #643

Unlisted Procedure Codes

According to the HCPCS (Healthcare Common Procedure Coding System) codebook, if a service is provided that is not accurately described by other HCPCS CPT (Current Procedural Terminology) procedure codes, the service should be reported using an unlisted procedure code.

Before considering using an unlisted, or NOC (not otherwise classified), procedure code, a provider should determine if there is another more specific code that could be indicated to describe the procedure or service being performed/provided. If there is no more specific code available, the provider is required to submit the appropriate documentation, which could include a PA (prior authorization) request, to justify use of the unlisted procedure code and to describe the procedure or service rendered. Submitting the proper documentation, which could include a PA request, may result in more timely claims processing.

Unlisted procedure codes should not be used to request adjusted reimbursement for a procedure for which there is a more specific code available.

Unlisted Codes That Do Not Require Prior Authorization or Additional Supporting Documentation

For a limited group of unlisted procedure codes, ForwardHealth has established specific policies for their use and associated reimbursement. These codes do not require PA or additional documentation to be submitted with the claim. Providers should refer to their service-specific area of the Online Handbook on the ForwardHealth Portal for details about these unlisted codes.

For most unlisted codes, ForwardHealth requires additional documentation.

Unlisted Codes That Require Prior Authorization

Certain unlisted procedure codes require PA. Providers should follow their service-specific PA instructions and documentation requirements for requesting PA. For a list of procedure codes for which ForwardHealth requires PA, refer to the service-specific [interactive maximum allowable fee schedule](#).

In addition to a properly completed PA request, documentation submitted on the service-specific PA attachment or as additional supporting documentation with the PA request should provide the following information:

- ┆ Specifically identify or describe the name of the procedure/service being performed or billed under the unlisted code.
- ┆ List/justify why other codes are not appropriate.
- ┆ Include only relevant documentation.
- ┆ Include all required clinical/supporting documentation.

For most situations, once the provider has an approved PA request for the unlisted procedure code, there is no need to submit additional documentation along with the claim.

Unlisted Codes That Do Not Require Prior Authorization

If an unlisted procedure code does not require PA, documentation submitted with the claim to justify use of the unlisted code and to describe the procedure/service rendered must be sufficient to allow ForwardHealth to determine the nature and scope of the procedure and to determine whether or not the procedure is covered and was medically necessary, as defined in Wisconsin Administrative Code.

The documentation submitted should provide the following information related to the unlisted code:

- ┆ Specifically identify or describe the name of the procedure/service being performed or billed under the unlisted code.
- ┆ List/justify why other codes are not appropriate.
- ┆ Include only relevant documentation.

How to Submit Claims and Related Documentation

Claims including an unlisted procedure code and supporting documentation may be submitted to ForwardHealth in the following ways:

- ┆ If submitting on paper using the 1500 Health Insurance Claim Form ((02/12)), the provider may do either of the following:
 - ┆ Include supporting information/description in Item Number 19 of the claim form.
 - ┆ Include supporting documentation on a separate paper attachment. This option should be used if Item Number 19 on the 1500 Health Insurance Claim Form does not allow enough space for the description or when billing multiple unlisted procedure codes. Providers should indicate See Attachment in Item Number 19 of the claim form and send the supporting documentation along with the claim form.
- ┆ If submitting electronically using DDE (Direct Data Entry) on the Portal, PES (Provider Electronic Solutions) software, or 837 (837 Health Care Claim) electronic transactions, the provider may do one of the following:
 - ┆ Include supporting documentation in the Notes field. The Notes field is limited to 80 characters.
 - ┆ Indicate that supporting documentation will be submitted separately on paper. This option should be used if the Notes field does not allow enough space for the description or when billing multiple unlisted procedure codes. Providers should indicate See Attachment in the Notes field of the electronic transaction and submit the supporting documentation on paper.
 - ┆ [Upload claim attachments](#) via the secure Provider area of the Portal.

Topic #830

Valid Codes Required on Claims

ForwardHealth requires that all codes indicated on claims and PA (prior authorization) requests, including diagnosis codes, revenue codes, HCPCS (Healthcare Common Procedure Coding System) codes, HIPPS (Health Insurance Prospective Payment

System) codes, and CPT (Current Procedural Terminology) codes be valid codes. Claims received without valid diagnosis codes, revenue codes, and HCPCS, HIPPS, or CPT codes will be denied; PA requests received without valid codes will be returned to the provider. Providers should refer to current national coding and billing manuals for information on valid code sets.

Code Validity

In order for a code to be valid, it must reflect the highest number of required characters as indicated by its national coding and billing manual. If a stakeholder uses a code that is not valid, ForwardHealth will deny the claim or return the PA request, and it will need to be resubmitted with a valid code.

Code Specificity for Diagnosis

All codes allow a high level of detail for a condition. The level of detail for ICD (International Classification of Diseases) diagnosis codes is expressed as the level of specificity. In order for a code to be valid, it must reflect the highest level of specificity (contain the highest number of characters) required by the code set. For some codes, this could be as few as three characters. If a stakeholder uses an ICD diagnosis code that is not valid (not to the specific number of characters required), ForwardHealth will deny the claim or return the PA request, and it will need to be resubmitted with a valid ICD diagnosis code.

Covered Services and Requirements

Topic #2405

An Overview of HealthCheck Services

The purpose of EPSDT (Early and Periodic Screening, Diagnosis, and Treatment) is to ensure that children receive early detection and care, so that health problems are prevented or diagnosed and treated as early as possible. HealthCheck is the term used for EPSDT in Wisconsin.

The HealthCheck benefit provides periodic, comprehensive health screening exams (also known as "well child checks"), as well as interperiodic screens, outreach and case management, and additional medically necessary services (referred to as HealthCheck Other Services) for members under 21 years of age.

The HealthCheck benefit consists of the following service types:

- | [Periodic comprehensive screens](#)
- | [Interperiodic screens](#)
- | [Outreach and case management](#)
- | [HealthCheck Other Services](#)

A HealthCheck screen may be distinguished from other preventive health care under Wisconsin Medicaid because HealthCheck includes a strong anticipatory guidance and health education component, a [schedule](#) for periodic examinations (based on recommendations by the AAP (American Academy of Pediatrics)).

Topic #23077

Beyfortus Covered Through the Vaccines for Children Program

Beyfortus (nirsevimab), a monoclonal antibody, is used for the prevention of lower respiratory tract disease caused by RSV (respiratory syncytial virus) in infants or children.

The CDC (Centers for Disease Control and Prevention)'s ACIP (Advisory Committee on Immunization Practices) recommends the routine use of Beyfortus for the prevention of RSV for newborns and infants younger than 8 months of age born during or entering their first RSV season. The ACIP also recommends the routine use of Beyfortus for children aged 8 to 19 months who are at increased risk of severe RSV, which includes Alaska Native and American Indian children, as defined by the [Indian Health Care Improvement Act](#), who are entering their second RSV season.

Beyfortus Supplied Through the Vaccines for Children Program

The federal [VFC \(Vaccines for Children\)](#) Program was created to provide vaccines to eligible children through enrolled public and private providers. The VFC Program is part of a national approach to improving immunization services and levels.

Although not a vaccine, the ACIP voted to include Beyfortus in the VFC Program.

ForwardHealth covers Beyfortus consistent with [current policies for immunization services](#). Therefore, providers are required to

obtain Beyfortus for children from the VFC supply. ForwardHealth reimburses only [an administration code](#) for Beyfortus supplied through the VFC Program.

Providers may refer to the [Wisconsin Immunization Program](#) for contact information about enrolling in the VFC Program.

Topic #11239

Blood Lead Screening Test

A capillary finger stick test can be done for a blood lead screening test. A confirmatory blood test is required only if the capillary blood lead level is 3.5 mcg/dL or greater.

Providers may be reimbursed for collection of a capillary blood specimen (for example, finger, heel, ear stick) using CPT (Current Procedural Terminology) procedure code 36416 (collection of capillary blood specimen [e.g., finger, heel, ear stick]). This procedure is frequently used when doing a finger stick blood draw for blood lead testing.

Providers may be reimbursed for CPT procedure code 36416 and lab handling fee CPT procedure code 99000 when drawing a finger stick blood specimen to be mailed to the laboratory for analysis.

Providers may be reimbursed for CPT procedure code 36416 and CPT procedure code 83655 (Lead) when doing on-site blood lead testing. Providers will not be reimbursed for the lab handling fee CPT procedure code 99000 in this situation.

Blood Lead Testing at WIC Clinics

The WIC (Special Supplemental Nutrition Program for Woman, Infants, and Children) Program's role is to assess and refer participants to health care providers for blood lead testing. WIC offices that do not provide blood lead testing are encouraged to:

- ▮ Refer participants who have children ages 12 and 24 months for a blood lead test.
- ▮ Refer participants who have children between 24 and 72 months with no record of a previous blood test.

For blood lead tests completed at a WIC office, the result is uploaded to the Wisconsin Blood Lead Registry.

HealthCheck providers should ensure they follow [blood lead level testing guidelines](#).

Wisconsin Blood Lead Registry

The Lead Registry (Wisconsin Blood Lead Registry) is a web-based tool that allows providers to check a child's blood lead testing history online during an office visit. The Lead Registry is linked to the WIR (Wisconsin Immunization Registry) and updated by WCLPPP (Wisconsin Childhood Lead Poisoning Prevention Program) each week with new test results done at all locations, including WIC, Head Start, and physicians' offices. The Lead Registry can help providers easily identify children who have not yet been tested or are due for another test. For information on how to access the Lead Registry, providers may contact the WCLPPP.

Office-Based Blood Lead Testing

Providers are encouraged to draw capillary (finger stick) blood lead samples within their office or clinic. Performing the finger stick in the clinic ensures the test is completed. If the child is referred to an outside area, the test may not be done.

Providers wanting to provide blood lead testing in their office should follow [Clinical Laboratory Improvement Amendment \(CLIA\)](#) requirements. CLIA requires laboratories and providers performing tests for health assessment or for the diagnosis, prevention, or treatment of disease or health impairment to comply with specific federal quality standards.

Topic #771

Certificate of Need for Transportation

ForwardHealth covers SMV (specialized medical vehicle) services if the transportation is to and from a facility where the member receives Medicaid-covered services and the member meets the criteria for SMV services. The following are criteria for SMV services:

- ▮ A member must be indefinitely disabled, legally blind, or temporarily disabled.
- ▮ A member must have a medical condition that contraindicates safe travel by common carrier such as bus, taxi, or private vehicle.

If a member meets the criteria, a physician, physician assistant, nurse practitioner, or nurse midwife should complete a [Certification of Need for Specialized Medical Vehicle Transportation \(F-01197 \(06/2009\)\)](#) form.

Inconvenience or lack of timely transportation are not valid justifications for the use of SMV transportation. The presence of a disability does not by itself justify SMV transportation.

The medical provider gives a copy of the completed form to the member who then gives the form to the SMV provider. The medical provider does not need to keep a copy of the completed form on file, but they are required to document the medical condition necessitating SMV transportation in the member's medical record.

Physicians are required to complete a new Certification of Need for Specialized Medical Vehicle Transportation form upon expiration. For members who are indefinitely disabled, the form is valid for three years (36 months) from the date the medical provider signed the form. For members who are temporarily disabled, the form is valid for the period indicated on the form, which must not exceed 90 days from the date the medical provider signed the form.

Medical providers must not complete the forms retroactively for SMV providers or members.

Providers may not charge members for completing the Certification of Need for Specialized Medical Vehicle Transportation form. Wisconsin Medicaid will reimburse providers at the lowest level E&M (evaluation and management) CPT (Current Procedural Terminology) procedure code if the member is in the office when the form is completed and no other medical service is provided.

Topic #2404

Choosing Appropriate Components for a Member

Each of the required components of a [comprehensive HealthCheck screen](#) must be assessed and documented. On occasion, not every exam component needs to be performed to be a comprehensive screen, but each component must be documented. For example, a hearing test is unnecessary for a member previously referred to an audiologist via a school screening exam referral.

The [periodicity schedule](#) indicates recommended exam components for specific member ages.

Topic #2402

Comprehensive HealthCheck Screening Components and Periodicity

Required Components for Comprehensive Screens

Comprehensive HealthCheck screens are age-appropriate medical wellness check-ups that occur on a regular basis for Medicaid members under 21 years of age, and include the following components:

- | A comprehensive health and developmental history, including:
 - | A health history
 - | A nutritional assessment
 - | A developmental-behavioral assessment
 - | Health education and anticipatory guidance for the member and caregiver
- | A comprehensive unclothed physical exam
- | A hearing screen
- | A vision screen
- | An oral assessment, plus referral to a dentist beginning when the first tooth erupts or by age 1
- | Appropriate immunizations (according to age and health history, per the CDC's (Centers for Disease Control and Prevention) ACIP (Advisory Committee on Immunization Practices) guidelines)
- | Appropriate laboratory tests (including blood lead level testing when appropriate for age)

HealthCheck provides access to comprehensive medical, vision, hearing, and dental screens according to the [periodicity schedule](#) recommended by the AAP (American Academy of Pediatrics).

As required by 42 C.F.R. § 441.58, Wisconsin Medicaid follows AAP's periodicity schedule for screening services.

Conditions identified during a HealthCheck screen may be referred for additional evaluation, which is covered by Wisconsin Medicaid. These conditions may result in recommendations for services that may be covered as [HealthCheck Other Services](#).

Accessing Comprehensive Screens

Comprehensive HealthCheck screens are available without PA (prior authorization). Primary care providers, including pediatricians, nurse practitioners, local health departments, and physician clinics, should provide the appropriate components of a HealthCheck screen, based on AAP or other best practice guidelines, as part of a comprehensive well child exam. No special forms are required.

Providers are required to maintain documentation of the HealthCheck screen and all areas that were assessed in the member's medical record. Clinics or agencies may use their own documentation system, or they may use forms available from Wisconsin Medicaid that meet the documentation requirements. These forms are available free of charge.

Note: Medicaid reimbursement is limited to Medicaid-enrolled providers.

Topic #44

Definition of Covered Services

A covered service is a service, item, or supply for which reimbursement is available when **all** program requirements are met. Wis. Admin. Code § [DHS 101.03\(35\)](#) and ch. [DHS 107](#) contain more information about covered services.

Topic #2401

Dental Sealants

ForwardHealth reimburses HealthCheck nursing agencies enrolled in Wisconsin Medicaid for providing dental sealants to BadgerCare Plus and Medicaid members under age 21 when they are provided by a dentist or a dental hygienist as a HealthCheck service. Medicaid coverage for sealants in HealthCheck nursing agencies is limited to tooth numbers 02, 03, 14, 15, 18, 19, 30, and 31. Sealants for other teeth require PA (prior authorization).

The dentist or dental hygienist providing sealants is not required to be Medicaid-enrolled since the HealthCheck nursing agency is Medicaid-enrolled. Dental hygienists may provide sealants at a HealthCheck nursing agency under one of the following:

- ┆ A dentist's order
- ┆ A physician's order
- ┆ An agency protocol

Submitting Claims

HealthCheck nursing agencies are required to submit claims for dental sealants using either the ADA (American Dental Association) 2006 Claim Form or the ADA 2012 Claim Form with CDT (Current Dental Terminology) procedure code D1351 and the appropriate tooth number(s). Providers should submit claims fee-for-service, even if the member is enrolled in an HMO, including HMOs that cover dental services. Providers should use the appropriate claim form instructions for the ADA [2006](#) or [2012](#) claim forms when submitting these claims for dental sealants provided by HealthCheck nursing agencies.

There is a once-per-three-year limitation on sealants for permanent first and second molars. To exceed the once-per-three-year limitation, a narrative must be attached to the claim explaining why the limitation was exceeded. The narrative must be signed by a licensed dentist.

Prior Authorization

PA is required for tooth numbers/letters 01, 04–13, 16, 17, 20–29, 32, A–T, and supernumerary teeth (AS–TS, 51–82). For these teeth, HealthCheck providers are required to refer the member to a Medicaid-enrolled dentist to request PA and provide these services. If the PA request is approved, Wisconsin Medicaid will reimburse the dentist for the service.

Topic #4580

Dental and Dental Hygienist Services

The following procedure codes are reimbursable for HealthCheck agencies submitting claims for services performed by dentists and dental hygienists. Dentists and dental hygienists are not required to be Medicaid-enrolled.

Dental Hygienists

Diagnostic Procedures	
Procedure Code	Description of Service
D0191	Assessment of a patient

Preventative Procedures	
Procedure Code	Description of Service
<i>Dental Prophylaxis</i>	
D1110	Prophylaxis — adult
D1120	child

Topical Fluoride Treatment (Office Procedure)

D1206	Topical application of fluoride varnish
D1208	Topical application of fluoride
Other Preventative Services	
D1351	Sealant — per tooth
D1354	Interim caries arresting medicament application — per tooth

Periodontics Procedures

Procedure Code	Description of Service
D4341	Periodontal scaling and root planing — four or more teeth per quadrant
D4342	Periodontal scaling and root planing — one to three teeth, per quadrant

Dentists**Dental Examinations**

Procedure Code	Description of Service
D0120	Periodic oral evaluation
D0150	Comprehensive oral evaluation — new or established patient

Topic #3544

Description of Required Components of a HealthCheck Screen

Guidelines for Completing Components

Providers may use the following guidelines when documenting components of a HealthCheck screen:

1. A comprehensive health and developmental history, including:
 - a. A health history — A review of the member's and family's health and treatment history to identify special risk factors or prior conditions/treatments pertinent to future care.
 - b. A nutritional assessment — A review of the individual's eating patterns/habits should be included in order to identify persons who may require a more in-depth dietary assessment and counseling, particularly if other nutrition-related risk factors exist (for example, iron deficiency anemia, abnormal height/weight).
 - c. Health education and anticipatory guidance for the member and caregiver — All screening exams must include preventive health education and an explanation of screening findings. This may include discussion of:
 1. Proper nutrition, parenting skills, family planning concerns, alcohol and other drug abuse/mental health concerns
 1. Preventive health and healthy lifestyle actions (for example, use of infant car seats, poison prevention, injury prevention, hot water temperature settings, avoidance of tobacco products)
 1. Normal stages of growth and development
 1. Screening findings and explanation of any problems found and the importance of necessary follow-up care
 - d. Developmental-behavioral assessment — Observed behavior and attainment of developmental milestones (including emotional status) should be compared to age-specific norms to identify developmental delays or subtle indications of hidden problems. Parental concerns and observations regarding the child's development and health should be

reviewed to identify possible special conditions warranting more careful examination. Adolescent health visits should involve seeing the adolescent alone, as well as with the parents whenever possible. The adolescent should be assured of the confidentiality of the interview.

- e. Forms — Although optional, a number of forms are available to document details of the screen for the member's medical record, assisting with this requirement. Available forms include the following:

- ┆ [HealthCheck Family History \(F-01063 \(08/2017\)\)](#)
 - ┆ [HealthCheck Infant's Food Record \(Birth to 12 Months of Age\) \(F-01066 \(07/2008\)\)](#)
 - ┆ [HealthCheck Child's Food Record/1-12 Years of Age \(F-01066A \(07/2008\)\)](#)
 - ┆ [HealthCheck Adolescent's Food Record \(13 to 20 Years of Age\) \(F-01066B \(07/2008\)\)](#)

2. A comprehensive unclothed physical exam

- a. Unclothed physical exam and physical growth assessment — This should be a systematic examination of each body system according to accepted medical procedure. Blood pressure readings must be taken for all children beginning at 3 years of age.

Note: The screener should be alert for any indication of physical or sexual abuse. State law requires that signs of abuse be reported immediately to Child Protection Services of the certifying agency.

- b. Growth assessment — Comparison of member's height, weight, and head circumference to age-specific norms to identify growth abnormalities. This includes the calculation of the child's length to age percentile, weight to length percentile, and head circumference to age percentile.
- c. Sexual development to members who have reached puberty — At the request of the member or parent, the screener is required to provide counseling on sexual development, birth control, and sexually transmitted diseases, as well as appropriate prescriptions and testing, or the screener is required to refer the member to an appropriate resource. A pelvic examination or referral for the appropriate testing should be offered to all females who have reached puberty.

3. A vision screen — All children should be observed for:

- ┆ Appropriate visual acuity
 - ┆ Strabismus
 - ┆ Abnormal disc reflex (under age 1)
 - ┆ Response to cover test
 - ┆ Amblyopia
 - ┆ Color blindness

Use of vision charts must be attempted to measure visual acuity beginning at age 4.

4. A hearing screen

- a. All hearing screens in infancy and early childhood should include an otoscopic exam and/or tympanometric measurements for the detection of chronic or recurrent otitis media.
- b. Screen at birth through age 2 using both methods outlined in High Risk Factors for Hearing Loss in Neonates and Infants and the [HealthCheck/Your Child's Speech and Hearing \(F-01067 \(07/2008\)\)](#) form. Children failing either screening method should be referred for audiological assessment.
- c. Administer puretone audiometric screen as follows: annually to all children ages 3 to 8 and at four-year intervals thereafter up to age 16; and to any children older than age 8 with excessive exposure to noise, delayed speech and language development, or who are receiving a HealthCheck screen for the first time.

5. An oral assessment, plus referral to a dentist beginning when the first tooth erupts or by age 1 (This exam must be sufficient to identify children in need of early examination by a dentist. Parents with children under 3 years of age should be questioned regarding their child's problematic thumb sucking, lip biting, caries, tongue thrusting, non-erupted teeth, extra teeth, extended use of pacifier, or bottle feeding practices conducive to early dental caries or malfunction of oral cavity. All children age 1 or older (and younger where medically indicated) must be referred to a dentist if they are not already receiving such care.)

Medically necessary services, which are not otherwise covered, may be covered under HealthCheck Other Services. The following dental services are covered only to members under age 21 to address concerns identified during a HealthCheck screen:

- ┆ Orthodontics (Once started, orthodontic services will be reimbursed to completion regardless of the member's

Discussing Results

Following performance of a HealthCheck screening, test results must be explained to educate the member or parent about preventive measures that can be taken. Discuss the need for referred follow-up care (for example, dentist) and schedule the next periodic examination when possible.

Adolescent health visits should involve seeing the adolescent alone as well as with the parents. The adolescent should be assured of the confidentiality of the interview.

Topic #85

Emergencies

Certain program requirements and reimbursement procedures are modified in emergency situations. Emergency services are defined in Wis. Admin. Code § [DHS 101.03\(52\)](#), as those services that are necessary to prevent the death or serious impairment of the health of the individual. Emergency services are not reimbursed unless they are covered services.

Additional definitions and procedures for emergencies exist in other situations, such as dental and mental health.

Program requirements and reimbursement procedures may be modified in the following ways:

- ┆ PA (prior authorization) or other program requirements may be waived in emergency situations.
- ┆ [Non-U.S. citizens](#) may be eligible for covered services in emergency situations.

Topic #2398

Environmental Lead Investigation Services

ForwardHealth covers ELI (Environmental Lead Investigation) services provided by the following:

- ┆ Local health departments, as defined in Wis. Stat. § [250.01\(4\)](#), enrolled as HealthCheck screening providers, HealthCheck case management providers, or HealthCheck screener/case management providers.
- ┆ Wisconsin DHS (Department of Health Services)-certified lead hazard investigators (or risk assessors) contracted with local health departments. Note: Providers are reminded that they are legally, programmatically, and fiscally responsible for the [services provided by their contractors](#) and their subcontractors' services.

ELI services include all of the following:

- ┆ An initial comprehensive environmental lead investigation, billed under HCPCS (Healthcare Common Procedure Coding System) procedure code T1029 (comprehensive environmental lead investigation, not including laboratory analysis, per dwelling)
- ┆ Follow-up lead clearance investigations, billed under procedure code T1029 with modifier TS (Follow-Up Service)
- ┆ Nursing education visits related to lead poisoning, billed under procedure code T1002 (RN services, up to 15 minutes)

ELI services may be Medicaid reimbursable if the following criteria are met:

- ┆ A child 0–20 years old is shown to have lead poisoning or lead exposure as defined in Wis. Stat. § [254.11\(9\)](#).
- ┆ The ELI services are provided in the child's home.
- ┆ The person (including contractors and subcontractors) doing the investigation is Wisconsin DHS-certified as a lead hazard investigator (or risk assessor).

- ┆ The person doing the lead poisoning education is a registered nurse.

Additional Coverage Criteria

The following requirements also apply to the coverage of ELI services:

- ┆ If more than one child in the home has lead poisoning or lead exposure, all ELI services must be billed under one child's Medicaid ID only.
- ┆ An initial comprehensive environmental lead investigation (T1029) is limited to one per rolling year, per provider, per residence. Add modifier TS to indicate follow-up environmental lead clearance investigations.
- ┆ Nurse education visits (T1002) are limited to four units (one hour) per date of service, per provider, per member. If a child is diagnosed with lead exposure or lead poisoning, a nurse education visit for lead poisoning is covered regardless of whether an environmental lead investigation will be conducted.

Components of a Comprehensive Lead Investigation

Environmental lead investigation of the child's home involves not only the identification of all sources of lead exposure, but also advising parents or guardians about identified and potential sources of lead and ways to reduce exposure. Once home owners or rental property owners are notified of the problem and have an opportunity to remedy the situation, a follow-up lead clearance investigation should be conducted to assure that the lead hazards are resolved. Additional information about aspects of the environmental lead investigation can be obtained from the [Lead-Safe Wisconsin website](#).

Technical aspects of a comprehensive lead investigation must include all of the following:

- ┆ Interview with parents or guardians and property owner to determine physical characteristics and usage of dwelling
- ┆ A complete lead risk assessment of the property, including:
 - ┆ A visual assessment of the dwelling and property to determine the locations of deteriorated paint and lead paint hazards
 - ┆ Collection of samples and/or use of X-ray fluorescence analyzer to measure lead in the environment (dust, paint, soil, or water)
 - ┆ Identification and evaluation of any non-paint lead hazards
 - ┆ Provision of a complete lead risk assessment report to the property owner and parents or guardians, including findings and any work orders or recommendations for lead hazard reduction

Technical aspects of a follow-up lead clearance investigation must include all of the following:

- ┆ A visual assessment to determine that all identified lead hazards have been remediated, no visible dust or debris remains, and non-paint hazards have been removed
- ┆ For interior lead paint hazards, collection of clearance dust-wipe samples to verify safe completion and clean-up of the work
- ┆ Provision of a written clearance report to the contractor, property owner, and parents or guardians

Education Home Visits by a Registered Nurse

An education home visit involves advising parents or guardians of:

- ┆ The child's blood lead level and what it means
- ┆ The impact of lead poisoning on children
- ┆ Risk factors and possible sources of lead exposure
- ┆ Steps that parents or guardians can take to decrease their child's lead exposure
- ┆ The importance of a well-balanced diet
- ┆ Recommendations for follow-up blood lead testing

Additional information about lead poisoning prevention education can be obtained from [Lead-Safe Wisconsin](#).

Claim Submission

Local health departments that are enrolled as HealthCheck providers may submit claims for ELI services even if a comprehensive HealthCheck screen has not previously been done.

The following applies to claims submitted for ELI services:

- ┆ POS (place of service) code must be 12 (home).
- ┆ Member must have a diagnosis of lead poisoning or lead exposure.
- ┆ For procedure code T1002 (RN services, up to 15 minutes), the claim must include diagnosis code Z77.011 (Contact with and [suspected] exposure to lead).
- ┆ The service must have the HealthCheck service modifier EP submitted in the primary modifier position.
- ┆ If procedure code T1029 is billed and the service represents a follow-up lead clearance investigation, modifier TS must also be submitted in the second modifier position.

If a member is enrolled in a managed care program, providers are required to submit claims to Wisconsin Medicaid fee-for-service for ELI services.

Note: Providers should not submit claims to the member's MCO (managed care organization) because ELI services are covered on a fee-for-service basis for all members and, thus, will not be reimbursed by the member's managed care organization.

Topic #2237

Fluoride — Topical Applications

Topical application of fluoride to a child's teeth is a safe and effective way to prevent tooth decay as part of a comprehensive oral health program.

It is recommended that children under age 5 who have erupted teeth receive topical fluoride treatment. Children at low or moderate risk of early childhood caries should receive one or two applications per year; children at higher risk should receive three or four applications per year.

The most accepted mode of fluoride delivery in children under age 5 is a fluoride varnish. OTC (over-the-counter) mouth rinses are not covered.

Allowable Providers

Topical applications of fluoride may be provided by nurses and dental hygienists employed at Medicaid-enrolled HealthCheck nursing agencies. Nurses may provide topical fluoride applications at a HealthCheck nursing agency under one of the following:

- ┆ A physician's order
- ┆ An agency protocol

Dental hygienists may provide topical fluoride applications at a HealthCheck nursing agency under one of the following:

- ┆ A dentist's order
- ┆ A physician's order
- ┆ An agency protocol

Submitting Claims

When submitting claims for topical fluoride treatment, indicate procedure code D1208 (Topical application of fluoride). Providers may also submit claims with HealthCheck and office visit procedure codes for these services.

In cases where more than two fluoride treatments per year are medically necessary, providers are required to retain supporting clinical documentation in the member's file indicating the need for additional treatments.

Ancillary staff (for example, nurse practitioners) are required to follow certain billing procedures.

Wisconsin Medicaid will separately reimburse providers for the appropriate level office visit or preventive visit at which the fluoride application was performed.

Training Materials

An [Oral Health Provider Training guide](#) describing how providers may perform lift-the-lip oral screenings, apply fluoride varnish to a small child's teeth, and provide basic oral health guidance to parents is available.

Topic #503

Immunizations

Providers are required to indicate the procedure code of the actual vaccine administered, not the administration code, on claims for all immunizations. Reimbursement for both the vaccine, when appropriate, and the administration are included in the reimbursement for the vaccine procedure code, so providers should not separately bill the administration code. Providers are required to indicate their usual and customary charge for the service with the procedure code.

The immunizations identified by CPT (Current Procedural Terminology) subsections "Immune Globulins" (procedure codes 90281–90399) and "Vaccines, Toxoids" (procedure codes 90476–90749) are covered.

Immune globulin procedure codes and the unlisted vaccine/toxoid procedure code are manually priced by ForwardHealth's pharmacy consultant. To be reimbursed for these codes, physicians are required to attach the following information to a paper claim:

- ┆ Name of drug
- ┆ NDC (National Drug Code)
- ┆ Dosage
- ┆ Quantity (for example, vials, milliliters, milligrams)

Medicaid reimbursement for immune globulins, vaccines, toxoid immunizations, and the unlisted vaccine/toxoid procedure codes **includes** reimbursement for the administration component of the immunization, contrary to CPT's description of the procedure codes. Procedure codes for administration are **not** separately reimbursable.

Vaccines for Children 18 Years of Age or Younger

Most vaccines provided to members 18 years of age or younger are available through the federal VFC (Vaccines for Children) Program at no cost to the provider. If a vaccine is available through the VFC Program, providers are required to use vaccines from VFC supply for members 18 years of age or younger. ForwardHealth reimburses only the administration fee for vaccines supplied by the VFC Program.

For vaccines that are not supplied by the VFC Program, providers may use a vaccine from a private stock. In these cases, ForwardHealth reimburses for the vaccine and the administration fee.

The [Wisconsin Immunization Program](#) has more information about the VFC Program. Providers may also call the VFC Program at 608-267-9959 or email VFC@dhs.wisconsin.gov.

Vaccines that are commonly combined, such as MMR or DTaP, are not separately reimbursable unless the medical necessity for separate administration of the vaccine is documented in the member's medical record.

If a patient encounter occurs in addition to the administration of the injection, physicians may receive reimbursement for the appropriate E&M (evaluation and management) procedure code that reflects the level of service provided at the time of the vaccination. If an immunization is the only service provided, the lowest level E&M office or other outpatient service procedure code may be reimbursed, in addition to the appropriate vaccine procedure code(s).

Vaccines for Members 19 Years of Age or Older

For vaccines from a provider's private stock that are administered to members 19 years of age or older, ForwardHealth reimburses for the vaccine and the administration fee.

Topic #2396

Interperiodic Visits

Wisconsin Medicaid covers medically necessary interperiodic screens to follow up on detected problems or conditions.

Interperiodic screens are visits with qualified providers that occur outside the [AAP \(American Academy of Pediatrics\) periodicity schedule](#). They may be recommended by any professional who comes into contact with the child, such as physicians, dentists, health officials, or educators.

An interperiodic screen can be problem-focused or may include any or all components of the comprehensive screen. These visits may be required to diagnose a new illness or condition or to determine whether a previously diagnosed illness or condition requires additional services. Interperiodic screens ensure that access to a necessary service is not delayed by waiting until the next scheduled wellness check-up. Examples of interperiodic screens include the following:

- | Immunizations
- | Retesting for an elevated blood lead level
- | Retesting for a low hematocrit
- | Addressing nutrition concerns

Like comprehensive HealthCheck screens, conditions identified during an interperiodic screen may result in recommendations for [further evaluation or services](#) which may be covered.

Accessing Interperiodic Screens

Interperiodic HealthCheck screens are available without PA (prior authorization), and any Medicaid-enrolled provider, within the scope of their license, may provide these screens. No special forms are required.

Topic #3416

Documentation of Guidelines for Evaluation and Management Services

BadgerCare Plus has adopted the federal CMS (Centers for Medicare and Medicaid Services) 2021 and 2023 Documentation Guidelines for Evaluation and Management Services in combination with BadgerCare Plus policy for E&M (evaluation and management) services. Providers are required to present documentation upon request indicating which of the guidelines or BadgerCare Plus policies were utilized for the E&M procedure code that was billed.

The documentation in the member's medical record for each service must justify the level of the E&M code billed. Providers may access the CMS documentation guidelines on the [CMS website](#). BadgerCare Plus policy information can be found in service-specific areas of the Online Handbook or on the ForwardHealth Portal.

Topic #22917

Interpretive Services

ForwardHealth reimburses interpretive services provided to BadgerCare Plus and Medicaid members who are deaf or hard of hearing or who have LEP (limited English proficiency). A member with LEP is someone who does not speak English as their primary language and who has a limited ability to read, speak, write, or understand English.

Interpretive services are defined as the provision of spoken or signed language communication by an interpreter to convey a message from the language of the original speaker into the language of the listener in real time (synchronous) with the member present. This task requires the language interpreter to reflect both the tone and the meaning of the message.

Only services provided by interpreters of the spoken word or sign language will be covered with the HCPCS (Healthcare Common Procedure Coding System) procedure code T1013 (Sign language or oral interpretive services, per 15 minutes). Translation services for written language are not reimbursable with T1013, including services provided by professionals trained to interpret written text.

Covered Interpretive Services

ForwardHealth covers interpretive services for deaf or hard of hearing members or members with LEP when the interpretive service and the medical service are provided to the member on the same DOS (date of service) and during the same time as the medical service. A Medicaid-enrolled provider must submit for interpretive services on the same claim as the medical service, and the DOS they are provided to the member must match. Interpretive services cannot be billed by HMOs and MCOs (managed care organizations). Providers should follow CPT (Current Procedural Terminology) and HCPCS coding guidance to appropriately document and report procedure codes related to interpretive and medical services on the applicable claim form. Time billed for interpretive services should reflect time spent providing interpretation to the member. At least three people must be present for the services to be covered: the provider, the member, and the interpreter.

Interpreters may provide services either in-person or via telehealth. [Services provided via telehealth](#) must be functionally equivalent to an in-person visit, meaning that the transmission of information must be of sufficient quality as to be the same level of service as an in-person visit. Transmission of voices, images, data, or video must be clear and understandable. Both the distant and originating sites must have the requisite equipment and staffing necessary to provide the telehealth service.

Billing time for [documentation of interpretive services](#) will be considered part of the service performed. BadgerCare Plus and Wisconsin Medicaid have adopted the federal "Documentation Guidelines for Evaluation and Management Services" (CMS (Centers for Medicare & Medicaid Services) 2021 and 2023) in combination with BadgerCare Plus and Medicaid policy for [E&M \(evaluation and management\) Services](#).

Most Medicaid-enrolled providers, including border-status or out-of-state providers, are able to submit claims for interpretive services.

Standard ForwardHealth policy applies to the reimbursement for interpretive services for out-of-state providers, including PA (prior authorization) requirements.

Interpretive Services Provided Via Telehealth for Out-of-State Providers

ForwardHealth requirements for services provided via telehealth by out-of-state providers are the same as the ForwardHealth policy for services provided in-person by out-of-state providers. Requirements for [out-of-state providers](#) for interpretive services are the same whether the service is provided via telehealth or in-person. Out-of-state providers who are not enrolled as either border-status or telehealth-only border-status providers are required to obtain PA before providing services via telehealth to BadgerCare Plus or Medicaid members. The PA would indicate that interpretive services are needed.

Documentation

While not required for submitting a claim for interpretive services, providers must include the following information in the member's file:

- ┆ The interpreter's name and/or company
- ┆ The date and time of interpretation
- ┆ The duration of the interpretive service (time in and time out or total duration)
- ┆ The amount submitted by the medical provider for interpretive services reimbursement
- ┆ The type of interpretive service provided (foreign language or sign language)
- ┆ The type of covered service(s) the provider is billing for

Third-Party Vendors and In-House Interpreters

Providers may be reimbursed for the use of third-party vendors or in-house interpreters supplying interpretive services.

Providers are reminded that HIPAA (Health Insurance Portability and Accountability Act of 1996) confidentiality requirements apply to interpretive services. When a covered entity or provider utilizes interpretive services that involve PHI (protected health information), the entity or provider will need to conduct an accurate and thorough assessment of the potential risks and vulnerabilities to PHI confidentiality, integrity, and availability. Each entity or provider must assess what are reasonable and appropriate measures for their situation.

Limitations

There are no limitations for how often members may utilize interpretive services when the interpretive service is tied to another billable medical service for the member for the same DOS.

Claims Submission

To receive reimbursement, providers may bill for interpretive services on one of the following claim forms:

- ┆ 1500 Health Insurance Claim Form ((02/12)) (for dental, professional, and professional crossover claims)
- ┆ Institutional UB-04 (CMS 1450) claim form (for outpatient crossover claims and home health/personal care claims)

Noncovered Services

The following will not be eligible for reimbursement with procedure code T1013:

- ┆ Interpretive services provided in conjunction with a noncovered, non-reimbursable, or excluded service
- ┆ Interpretive services provided by the member's family member, such as a parent, spouse, sibling, or child
- ┆ The interpreter's waiting time and transportation costs, including travel time and mileage reimbursement, for interpreters to get to or from appointments
- ┆ The technology and equipment needed to conduct interpretive services

- Interpretive services provided directly by the HMOs and MCOs are not billable to ForwardHealth for reimbursement via procedure code T1013

Cancellations or No Shows

Providers cannot submit a claim for interpretive services if an appointment is cancelled, the member or the interpreter is a no-show (is not present), or the interpreter is unable to perform the interpretation needed to complete the appointment successfully.

Procedure Code and Modifiers

Providers must submit claims for interpretive services and the medical service provided to the member on separate details on the same claim.

Procedure code T1013 is a time-based code, with 15-minute increments. Rounding up to the 15-minute mark is allowable if at least eight minutes of interpretation were provided.

Providers should use the following rounding guidelines for procedure code T1013.

Time (Minutes)	Number of Interpretation Units Billed
8–22 minutes	1.0 unit
23–37 minutes	2.0 units
38–52 minutes	3.0 units
53–67 minutes	4.0 units
68–82 minutes	5.0 units
83–97 minutes	6.0 units

Claims for interpretive services must include HCPCS procedure code T1013 and the appropriate modifier(s):

- U1 (Spoken language)
- U3 (Sign Language)
- GT (Via interactive audio and video telecommunication systems)
- 93 (Synchronous telemedicine service rendered via telephone or other real-time interactive audio-only telecommunications system)

Providers should refer to the [interactive maximum allowable fee schedules](#) for the reimbursement rate, covered provider types and specialties, modifiers, and the allowable POS (place of service) codes for procedure code T1013.

Delivery Method of Interpretive Services	Definition for Sign Language and Foreign Language Interpreters		Modifiers
In person (foreign language and sign language)	When the interpreter is physically present with the member and provider		U1 or U3
Telehealth* (foreign language and sign language)	When the member is located at an originating site and the interpreter is available remotely (via audio-visual or audio only) at a distant site		U1 or U3 and GT or 93
	Phone (foreign	When the interpreter is not physically present with the member and the provider and interprets via audio-only through the	U1 and 93

	language only)	phone	
	Interactive video (foreign language and sign language)	When the interpreter is not physically present with the member and the provider and interprets on interactive video	U1 or U3 and GT

*Any telehealth service must be provided using HIPAA-compliant software or delivered via an app or service that includes all the necessary privacy and security safeguards to meet the requirements of HIPAA.

Dental Providers

Dental providers submitting claims for interpretive services are not required to include a modifier with procedure code T1013. Dental providers should retain documentation of the interpretive service in the member's records.

Allowable Places of Service

Claims for interpretive services must include a valid POS (place of service) code where the interpretive services are being provided.

Federally Qualified Health Centers

Non-tribal FQHCs (federally qualified health centers), also known as CHCs (community health centers), (POS code 50), will not receive direct reimbursement for interpretive services as these are indirect services assumed to be already included in the FQHC's bundled PPS (prospective payment system) rate. However, CHCs can still bill the T1013 code as an indirect procedure code when providing interpretive services. This billing process is similar to that of other indirect services provided by non-tribal FQHCs. This will enable DHS (Wisconsin Department of Health Services) to better track how FQHCs provide these services and process any future change in scope adjustment to increase their PPS rate that includes providing interpretive services.

Rural Health Clinics

RHCs (rural health clinics) (POS code 72) receives direct reimbursement for interpretive services. Procedure code T1013 should be billed when providing interpretive services.

Interpreter Qualifications

The two types of allowable interpreters include:

- 1 Sign language interpreters—Professionals who facilitate the communication between a hearing individual and a person who is deaf or hard of hearing and uses sign language to communicate
- 1 Foreign language interpreters—Professionals who are fluent in both English and another language and listen to a communication in one language and convert it to another language while retaining the same meaning.

Qualifications for Sign Language Interpreters

For Medicaid-enrolled providers to receive reimbursement, sign language interpreters must be licensed in Wisconsin under Wis. Stat. § [440.032](#) and must follow the specific requirements regarding education, training, and locations where they are able to interpret. The billing provider is responsible for determining the sign language interpreter's licensure and must retain all documentation supporting it.

Qualifications for Foreign Language Interpreters

There is not a licensing process in Wisconsin for foreign language interpreters. However, Wisconsin Medicaid strongly recommends that providers work through professional agencies that can verify the qualifications and skills of their foreign language interpreters.

A competent foreign language interpreter should:

- | Be at least 18 years of age.
- | Be able to interpret effectively, accurately, and impartially, both receptively and expressively, using necessary specialized vocabulary.
- | Demonstrate proficiency in English and another language and have knowledge of the relevant specialized terms and concepts in both languages.
- | Be guided by the standards developed by the National Council on Interpreting Health Care.
- | Demonstrate cultural responsiveness regarding the LEP language group being served including values, beliefs, practices, languages, and terminology.

Topic #912

Laboratory Test Preparation and Handling Fees

The laboratory provider who performed the clinical diagnostic laboratory test is reimbursed, and the provider who collected the specimen is reimbursed a handling fee.

The independent laboratory or a physician's office is reimbursed a handling fee when the independent laboratory or physician's office sends specimens to an outside laboratory for analysis or interpretation. The handling fee covers the collection, preparation, forwarding, and handling of obtained specimen(s).

When forwarding a specimen from a physician's office to an outside laboratory, providers should submit claims for preparation and handling fees using procedure code 99000. When forwarding a specimen from a location other than a physician's office (for example, an independent laboratory) to an outside laboratory, submit claims using procedure code 99001. It is not necessary to indicate the specific laboratory test performed on the claim.

A handling fee is not reimbursable if the physician or independent laboratory is reimbursed for the professional and/or technical component of the laboratory test.

Additional Limitations

Additional limitations on reimbursement for handling fees include the following:

- | One lab handling fee is reimbursed to a physician or independent laboratory per member, per outside laboratory, or per DOS (date of service), regardless of the number of specimens sent to the laboratory.
- | More than one handling fee is reimbursed when specimens are sent to two or more laboratories for one member on the same DOS. Indicate the number of laboratories and the total charges on the claim. The name of the laboratory does not need to be indicated on the claim; however, this information must be documented in the provider's records.
- | The DOS must be the date the specimen is obtained from the member.

Topic #84

Medical Necessity

Wisconsin Medicaid reimburses only for services that are medically necessary as defined under Wis. Admin. Code § [DHS 101.03\(96m\)](#). Wisconsin Medicaid may deny or recoup payment if a service fails to meet Medicaid medical necessity requirements.

Topic #86

Member Payment for Covered Services

Under state and federal laws, a Medicaid-enrolled provider may not collect payment from a member, or authorized person acting on behalf of the member, for covered services even if the services are covered but do not meet program requirements. Denial of a claim by ForwardHealth does not necessarily render a member liable. However, a covered service for which PA (prior authorization) was denied is treated as a noncovered service. (If a member chooses to receive an originally requested service instead of the service approved on a modified PA request, it is also treated as a noncovered service.) If a member requests a covered service for which PA was denied (or modified), the provider may collect payment from the member if [certain conditions](#) are met.

If a provider collects payment from a member, or an authorized person acting on behalf of the member, for a covered service, the provider may be subject to [program sanctions](#) including termination of Medicaid enrollment.

Topic #4272

On-Site Blood Lead Testing

Providers who currently hold a CLIA (Clinical Laboratory Improvement Amendment) certificate of waiver or higher complexity CLIA certification level may be reimbursed for on-site blood lead testing using LeadCare II or similar CLIA-waived instruments if the following guidelines are met:

- ▮ Providers are successfully participating in a proficiency testing program as administered by the WSLH (Wisconsin State Lab of Hygiene) or another CMS (Centers for Medicare and Medicaid Services)-approved proficiency testing program.
- ▮ Providers are reporting all blood lead test results, regardless of the lead level, to the WCLPPP (Wisconsin Childhood Lead Poisoning Prevention Program) as required.

To be reimbursed for the on-site blood lead test, providers should indicate on the claim procedure code 83655 (Lead). Procedure code 99000 (Handling and/or conveyance of specimen for transfer from the office to a laboratory) is not separately reimbursable when procedure code 83655 is billed. Providers are eligible to be reimbursed for an appropriate office visit.

On-site blood lead testing is covered under these guidelines for Medicaid and BadgerCare Plus. There is no copayment for on-site blood lead testing in either plan.

Proficiency Testing

Reimbursement for on-site blood lead testing of Medicaid and BadgerCare Plus members is conditional on successful participation in a proficiency testing program. Programs are available through the WSLH and other proficiency testing providers, for example, the CAP (College of American Pathologists).

The WSLH has more than one proficiency testing option available. Testing sites using instruments viewed as using moderate or high complexity test methods must participate in a program meeting a specific CLIA configuration of three 5 sample events per year. Sites employing instruments viewed as waived technology under CLIA, for example, LeadCare II, have the option of enrolling in a less expensive program that is more limited in scope, with two 3 sample events per year. For additional information about proficiency testing, and what option is best for your instrumentation, you can contact WSLH at 800-462-5261.

Reporting of Results

Providers are required to report all on-site blood lead test results to the WCLPPP, regardless of the lead level. For reporting requirements, refer to Wis. Admin. Code § [DHS 181](#). Providers may use the [Blood Lead Lab Reporting \(F-00017 \(01/2020\)\)](#) form. To establish a mechanism for reporting results, providers may call the WCLPPP at 608-266-5817 and ask for the data manager.

Topic #3667

Online Resources for Information on the Treatment and Prevention of Lead Poisoning

[Lead-Safe Wisconsin](#) includes information on the prevention and treatment of childhood lead poisoning, including blood lead testing guidelines, medical management, public health interventions, surveillance data, and educational materials and resources for families.

Providers may also contact the [WCLPPP \(Wisconsin Childhood Lead Poisoning Prevention Program\)](#).

Topic #2394

Periodicity Schedule

As required by 42 C.F.R. § 441.58, Wisconsin Medicaid follows the AAP's (American Academy of Pediatrics) [periodicity schedule](#) for screening services.

HealthCheck provides access to [comprehensive medical, vision, hearing, and dental screens](#) according to the periodicity schedule recommended by the AAP.

This schedule specifies the time period when services appropriate at each stage of the member's life should be done, beginning with a neonatal examination at birth up to the member's 21st birthday.

Claims submitted for comprehensive screening packages performed more frequently than allowed under the periodicity schedule are not reimbursable. A comprehensive screening may only be billed if **all** age-specific components of a screen are assessed and documented.

Topic #66

Program Requirements

For a covered service to meet program requirements, the service must be provided by a qualified Medicaid-enrolled provider to an enrolled member. In addition, the service must meet all applicable program requirements, including—but not limited to—medical necessity, PA (prior authorization), claims submission, prescription, and documentation requirements.

Topic #2393

Referrals

The member must be referred for any needed follow-up care that cannot be provided at the time of the HealthCheck screen, including mandatory referral for an annual dental examination beginning when the first tooth erupts or by age 1 if the member is not regularly receiving dental care.

Referral Requirements

Following a HealthCheck screen, the case management provider is responsible for ensuring that all necessary referral appointments are kept. A critical responsibility of the case manager is the removal of all barriers a member may encounter for accessing various services on referral. Prompt scheduling of all appointments and referrals will enable the case manager to complete timely member follow-up.

Types of Referrals

Treatment Referral

Treatment referrals result from a HealthCheck interperiodic or comprehensive screen, when findings indicate the need for further evaluation, diagnosis, or treatment.

Mandatory Dental Referral

Beginning when the first tooth erupts or by age 1, all children must be referred to a dentist for an oral assessment.

Self-Referral

Self-referrals may occur when the member expresses a particular need to the case manager (for example, day care, Head Start) or chooses to receive services from a provider other than the screening provider or the screener's referral. Case managers are required to be sensitive to these requests and assist the member with identification of other sources of treatment and services.

Referral From Another Provider

Referrals from other providers may result from a previous screening referral or the referral provider may make additional referrals for member care. Case managers are required to be prepared to assist and follow-up these referrals.

Support Referral

Support referrals (for non-Medicaid-reimbursable services) may include other maternal and child health services in the community, employment development programs, food assistance, WIC (Special Supplemental Nutrition Program for Women, Infants, and Children), nutrition counseling, food stamps, special educational services, housing, and other needs. Case managers must develop a thorough knowledge of local community resources and the member's needs to facilitate these referrals.

Discussion and Resolution of Potential Barriers

The referral process must also include a discussion and resolution of potential barriers to member follow through, such as the following:

- ┆ Transportation difficulties
- ┆ Cost concerns
- ┆ Lack of knowledge of providers
- ┆ Language and cultural barriers
- ┆ Failure to understand the need for care
- ┆ Confidentiality concerns (adolescents)

The member should also know the periodicity schedule and date of the next periodic exam. It is recommended that case managers send a reminder notice one week prior to the next periodic screening date.

Topic #824

Services That Do Not Meet Program Requirements

As stated in Wis. Admin. Code § [DHS 107.02\(2\)](#), BadgerCare Plus and Wisconsin Medicaid may deny or recoup payment for covered services that fail to meet program requirements.

Examples of covered services that do not meet program requirements include the following:

- | Services for which records or other documentation were not prepared or maintained
- | Services for which the provider fails to meet any or all of the requirements of Wis. Admin. Code § [DHS 106.03](#), including, but not limited to, the requirements regarding timely submission of claims
- | Services that fail to comply with requirements or state and federal statutes, rules, and regulations
- | Services that Wisconsin DHS (Department of Health Services), the PRO (Peer Review Organization) review process, or BadgerCare Plus determines to be inappropriate, in excess of accepted standards of reasonableness or less costly alternative services, or of excessive frequency or duration
- | Services provided by a provider who fails or refuses to meet and maintain any of the enrollment requirements under Wis. Admin. Code ch. [DHS 105](#)
- | Services provided by a provider who fails or refuses to provide access to records
- | Services provided inconsistent with an intermediate sanction or sanctions imposed by DHS

Topic #21257

Silver Diamine Fluoride

ForwardHealth covers silver diamine fluoride services for children and adults without PA (prior authorization). Silver diamine fluoride is a conservative treatment of an active, non-symptomatic carious lesion by topical application of a caries-arresting or inhibiting medicament without mechanical removal of sound tooth structure.

Clinical Criteria

The following are clinical criteria for coverage of silver diamine fluoride services:

- | Treat and/or stabilize asymptomatic teeth with active carious lesion
- | Treat difficult dental carious lesions such as exposed roots and root furcation
- | Treat members with extreme caries risk (Xerostomia or Severe Early Childhood Caries)
- | Treat carious lesions for members challenged by behavioral or medical management
- | Treat carious lesions that may not all be treated in one visit
- | Treat members who have limited and/or no access to restorative dental care

Providers are encouraged to review American Academy of Pediatric Dentistry [policy guidelines](#) and [chairside guide](#) regarding appropriate use of silver diamine fluoride.

Allowable Procedure Code

ForwardHealth covers the application of silver diamine fluoride identified by CDT (Current Dental Terminology) procedure code D1354 (Interim caries arresting medicament application- per tooth) without PA.

Limitations and Requirements

The following limitations and requirements apply to coverage of silver diamine fluoride services:

- | Allowed for treatment of asymptomatic and active dental caries only
- | Allowed once per tooth, per six-month period
- | Allowed for all ages
- | Not allowed on the same DOS (date of service) as the restoration of that tooth
- | Reimbursable when rendered by dentists, dental hygienists, and HealthCheck providers only

Note: Frequency limitation may be exceeded for up to four times per tooth per 12-month period for members with high caries risk. Providers are required to retain documentation demonstrating medical necessity.

Claim Submission

When submitting claims for silver diamine fluoride services, providers are required to include the tooth number(s) or letter(s).

Reimbursement

Reimbursement for procedure code D1354 is allowed once per day, per member, per tooth. For reimbursement amounts, refer to the [maximum allowable fee schedule](#).

Additional Provider Responsibilities

Providers are required to disseminate the risks and benefits of silver diamine fluoride use and to discuss treatment alternatives as applicable. Providers are required to obtain written consent from the member or parent/legal guardian, particularly highlighting expected staining to treated lesion, potential staining of skin and clothes, and the need for reapplication for disease control, prior to providing the service. To ensure compliance with program requirements, the written consent document should be retained with the member's dental record and be available upon request.

Topic #3545

Vaccines for Children Program

The federal [VFC \(Vaccines for Children\)](#) Program was created to provide vaccines to eligible children through enrolled public and private providers. The VFC Program is part of a national approach to improving immunization services and levels.

Any child 18 years of age or younger who meets at least one of the following criteria is eligible for the VFC Program:

- | Eligible for BadgerCare Plus or Medicaid.
- | American Indian or Alaska Native, as defined by the [Indian Health Care Improvement Act](#).
- | Uninsured.
- | Underinsured. (These children have health insurance but the benefit plan does not cover immunizations. Children in this category may only receive immunizations from a FQHC (federally qualified health center) or an RHC (rural health clinic); they cannot receive immunizations from a private health care provider using a VFC-supplied vaccine.)

When a vaccine becomes available through the VFC Program, the VFC Program notifies providers with clinical information about new vaccines, including the date they may begin ordering the vaccine. On the first of the month following that date, ForwardHealth will begin reimbursing only the administration fee for that vaccine.

Benefits of the Vaccines for Children Program

The VFC Program provides the following benefits:

- ┆ Vaccines are provided at no charge to public and private providers to immunize all eligible children.
- ┆ Eliminates or reduces vaccine costs as a barrier to the vaccination of eligible children.
- ┆ Vaccines recommended by the [ACIP](#) (Advisory Committee on Immunization Practices) are automatically covered after approval by the [CDC](#) (Centers for Disease Control and Prevention).

Reimbursement for Vaccines Provided to Children

If a vaccine is available through the VFC Program, providers are required to use vaccines from the VFC supply for members 18 years of age or younger. ForwardHealth reimburses only the administration fee for vaccines supplied by the VFC Program.

For vaccines that are not supplied by the VFC Program, providers may use a vaccine from a private stock. In these cases, ForwardHealth reimburses for the vaccine and the administration fee.

Beyfortus (nirsevimab), a monoclonal antibody, is used for the prevention of lower respiratory tract disease caused by RSV (respiratory syncytial virus) in infants or children. Although not a vaccine, the CDC's ACIP voted to include [Beyfortus in the VFC Program](#). Providers are required to obtain Beyfortus for children from the VFC supply. ForwardHealth only reimburses [an administration code](#) for Beyfortus supplied through the VFC Program.

Topic #23597

Medical Services for Youths Leaving Public State Prisons or Correctional Facilities

ForwardHealth covers [HealthCheck](#) and [targeted case management](#) services for Medicaid-enrolled youths before their release from public state prisons or correctional facilities to help identify their needs and connect them with appropriate resources.

Claims for these services will be reimbursed fee for service and carved out of managed care by indicating POS (place of service) code 09 (Prison/correctional facility) on the claim.

Members Eligible for Medicaid or Children's Health Insurance Plan Benefits

Eligible Medicaid or CHIP (Children's Health Insurance Program) members who are currently incarcerated in public state prisons or correctional facilities can receive HealthCheck services 30 days prior to release and within one week (or as soon as possible) after release if they are either:

- ┆ Under 21 years old.
- ┆ Youths formerly in foster care who were in foster care, subsidized guardianship, or court-ordered Kinship Care on the date they turned 18 years old and are currently under 26 years old.

Eligible Medicaid or CHIP members who are current inmates of public state prisons or correctional facilities can receive targeted case management services 30 days prior to release and at least 30 days after release with the same age restrictions.

Procedure Code	Service Description	Modifier
----------------	---------------------	----------

99381–99385 and 99391– 99395	HealthCheck screening services	UA (Comprehensive HealthCheck screen results in a referral or follow-up visit for diagnostic or corrective treatment)
T1017 (Targeted case management, each 15 minutes)	Targeted case management services	First service: U1 (Assessment); Second service: U5 (COP (Community Options Program)) or U6 (non-COP)

Outreach and Case Management Services

Topic #2424

Date of Service

The DOS (date of service) for claims for HealthCheck outreach and case management services cannot be before the HealthCheck screening date.

Topic #2434

Documentation Requirements

HealthCheck outreach and case management agencies are required to develop a file for each member pursuant to Wis. Admin. Code § [DHS 106.02\(9\)\(a\)](#) for whom reimbursement was claimed for outreach and case management services. The file must include the following information:

- ┆ Record of the targeted list priority number the member was assigned on the targeted listing, if available
- ┆ Date that the initial, annual, or periodic outreach contact or notification was made
- ┆ Record of linkage (where possible) of member to an ongoing primary health care provider
- ┆ Record of all case management referrals, dates of appointments, whether or not appointments were met, and any other follow-up documentation notes for referrals
- ┆ Date of the member's next scheduled HealthCheck screen (if known)

All written outreach materials must be made available for review as part of the provider's records. All records must be maintained by the provider for five years from the date of payment following the screen as required by Wis. Admin. Code § [DHS 105.02\(4\)](#).

Topic #2433

Follow-Up

In all referral cases, the case manager is required to do the following:

- ┆ Assist the member in scheduling and meeting appointments
- ┆ Offer and arrange for transportation for all referral visits
- ┆ Contact the member or referral provider to determine the results of referral appointments

Open communication between screeners and case managers is important for effective delivery of services and benefits to all members.

Topic #2432

Need Determination

The targeted list the provider agency receives prioritizes Medicaid members who **may** be in need of outreach and case management. Some members may have received a screen or other health care since this list was generated. It is critical that the

provider determine if the member has received health care. Providers should begin with the first prioritized listed member. To determine if the member is **in need of outreach**, providers should ask the following questions:

1. When was the date the member was last screened or had a comprehensive or interperiodic HealthCheck screen?
 - a. If the member is under age 2, and was not screened within the past six months, then the member is in need of case management.
 - b. If the member is at least 2 years of age but under 5 years of age, and not screened within the past 12 months, then the member is in need of case management.
 - c. If the member is at least age 5 but under age 21, and not screened within the past 24 months, then the member is in need of case management.
 - d. If the member is pregnant and is not currently receiving prenatal care, then the member is in need of case management.
2. Does the member have a primary health care provider from whom regular health care is obtained?
 - a. If yes, the provider should attempt to link the member with their primary physician for a HealthCheck screen. If this is not possible, or the member requests screening services from the outreach and case management provider, then screen the member. In either screening situation, case management should be provided.
 - b. If no, the member does not have a primary physician, the outreach and case management provider may screen and case manage the member. The member should be linked with a Medicaid-enrolled physician for future care. Screening results should be shared with the physician.
 - c. Beginning when the first tooth erupts or by age 1, the member should be referred to a dentist for examination and ongoing care. The member's physician should also know the dentist's name for future screening referral.
3. Conduct inventory needs assessment of the member and family as guided by the case management plan.

Outreach and case management may also be provided to eligible members who are not on a targeted list, but are enrolled in Wisconsin Medicaid and in need of a screen based on questions 1 and 2 above. The provider may also seek reimbursement if screening services are provided to this member.

Topic #2431

Overview

Medicaid-enrolled HealthCheck outreach and case management agencies and HMOs provide outreach and basic case management services to inform and assist members in obtaining HealthCheck services. These agencies may identify when a member has missed a check-up according to the periodicity schedule or may identify health needs through other public health programs such as blood lead screening or nutrition programs.

Case management services are specifically related to helping the member obtain HealthCheck services such as assisting with scheduling, arranging transportation to a HealthCheck visit, or ensuring that appropriate referrals and follow-ups occur following a HealthCheck visit.

Case management is a tool for linking Medicaid-enrolled members to HealthCheck screening services, as well as to health care providers for follow-up and ongoing primary care services. Case management services include the following:

- | Informing members about HealthCheck services and assisting them with obtaining those services
- | Identifying when members have missed check-ups according to the periodicity schedule
- | Identifying members' health needs through public health programs such as blood lead screening and nutrition programs
- | Assisting members with scheduling and arranging transportation to a HealthCheck visit
- | Ensuring that appropriate referrals and follow-ups occur following a HealthCheck screen
- | Removing the barriers to services and resources

Accessing Outreach and Case Management Services

HealthCheck outreach and case management services are available without PA (prior authorization). Medicaid-enrolled outreach and case management agencies or the member's HMO may initiate outreach to the member, or the member can contact these agencies for information and assistance in obtaining HealthCheck screens or services.

Topic #2430

Procedure Codes

Outreach and case management providers may seek Medicaid reimbursement when either targeted or non-targeted outreach has been provided that results in a comprehensive HealthCheck screen by either the same agency or an outside screener such as a physician clinic. Assisting the member in scheduling follow-up appointments to the screen is included in the reimbursement for the case management.

Covered HealthCheck outreach and case management services are identified by the following allowable HCPCS (Healthcare Common Procedure Coding System) procedures codes:

- ┆ T1017 — Targeted outreach case management, each 15 minutes
- ┆ T1016 — Outreach case management, each 15 minutes

Providers may bill up to 4.0 units of outreach and targeted outreach case management services with each comprehensive HealthCheck screen.

Topic #2429

Provider Responsibilities

Providers of HealthCheck Outreach and Case Management services are required to do the following:

1. Focus outreach and case management efforts upon the targeted list of HealthCheck-eligible members that ForwardHealth sends to providers on a monthly basis.
2. Inform eligible members about the availability and benefits of a HealthCheck screening, remove barriers to program participation and provide all necessary follow-up.
3. Have resources for informing disabled, illiterate and non-English speaking members, including access to persons who speak the language of the non-English speaking population in the local service area.
4. Develop a file for each member pursuant to Wis. Admin. Code § [DHS 106.02\(9\)\(a\)](#) for whom reimbursement was claimed for outreach and case management. The file must include the following information:
 - ┆ Record of the targeted list priority number the member was assigned on the targeted listing, if available.
 - ┆ Date that the initial, annual, or periodic outreach contact or notification was made.
 - ┆ Record of linkage (where possible) of member to an ongoing primary health care provider.
 - ┆ Record of all case management referrals, dates of appointments, whether appointments were met, and any other follow-up documentation notes to referrals.
 - ┆ Date of the member's next scheduled HealthCheck periodic screening.
 - ┆ Record of dental referrals and follow-up for members beginning at age 3 years.
 - ┆ All written outreach materials must be available for review as part of the provider's records.
 - ┆ All records must be maintained by the provider for five years from the date of payment following the screening as required by Wis. Admin. Code § [DHS 105.02\(4\)](#).

Topic #2428

Purpose

The purpose of outreach is to inform members about the benefits and availability of HealthCheck prevention services, how to obtain those services, and the availability of transportation and scheduling assistance.

Providers are encouraged to seek out members enrolled in Wisconsin Medicaid, who are under age 21 years, and their families, who have been targeted as "at risk," for a HealthCheck screen. ForwardHealth has identified HealthCheck outreach and case management need determination.

Once all members who are targeted as "at risk" have been contacted, the case manager may contact all other members who are eligible for HealthCheck case management services.

Case management is a tool for linking targeted and non-targeted members with HealthCheck screening services and health care providers for follow-up and ongoing primary care services. Case management services include the following:

- ┆ Linking non-users of health care with a HealthCheck screen
- ┆ Assessing health and social service needs
- ┆ Assisting with referrals to all appropriate resources beyond the HealthCheck screening process
- ┆ Educating the member about the proper utilization of health and ForwardHealth services
- ┆ Removing barriers to services and resources (both HealthCheck primary care and non-BadgerCare Plus-related)
- ┆ Linking the member to a primary health care provider and dentist

All case management providers are responsible for assuring that an initial HealthCheck screen is conducted on each member and that all appropriate referrals, resource linkages, and follow-ups occur.

Topic #2426

Steps

The goal of outreach and case management is to ensure that a targeted "at risk" member receives a HealthCheck screen and other associated services, including screening referrals and follow-up.

A [schematic diagram](#) of the steps involved in the HealthCheck case management process is available. The following enumerates and describes those steps:

1. On a monthly basis, HealthCheck outreach and case management providers receive a listing of members who are targeted for HealthCheck outreach screening services. Providers also receive a second list of **all** members who are eligible for HealthCheck services.
2. The outreach and case management provider is responsible for contacting **all** members who are on the **targeted list** in priority order. After all members who are on the targeted list are contacted, the provider may contact eligible HealthCheck members who are not on the targeted list, but are in need of case management.

Members may be contacted by telephone, home visit, mail, or any other method the outreach and case management provider finds effective. In performing outreach, the case manager discusses the HealthCheck benefit with the member and determines when the member last received health care, the purpose of that health care, and whether the member has ongoing primary care. The purpose of the discussion is to confirm that the member is appropriately targeted and to identify barriers which may impede the member's access to care and other needed services.

3. If the member received a preventive health checkup within the past six to 12 months (depending upon the member's age), then a HealthCheck screen may not be appropriate and should not be provided. If the member has not had a screen, but reports having a primary care provider, the case manager should contact the provider to determine if they will provide the HealthCheck screens.

Note: Beginning when the first tooth erupts or by age 1, if the child has not seen a dentist, a dental referral must be part of the screen. The physician screener should be reminded about the dental referral requirement.

4. In addition to explaining HealthCheck benefits, the outreach and case management provider is also required to explain to the member the appropriate use of the health care delivery system and how to effectively use Medicaid services and other health and social service resources.
5. If the member is in need of a HealthCheck screen, the outreach and case management provider must schedule a time and date for the screen, and ensure that the member has transportation resources to reach the appointment. The provider must also ensure that transportation is available for any other referral appointments, which may develop as a result of the initial needs assessment.
6. If the member decides not to use HealthCheck, or fails to keep a scheduled appointment, the outreach and case management provider should attempt to investigate the problem and reschedule a second screening time. Only two attempts are necessary for scheduling a screen during a 12-month period.
7. If the member has a primary care physician or dentist, then the outreach and case management provider must coordinate and share HealthCheck-related information with the member's primary care provider. If the member does not have a primary care physician or dentist, then the outreach and case management provider should assist the member in locating an appropriate provider.

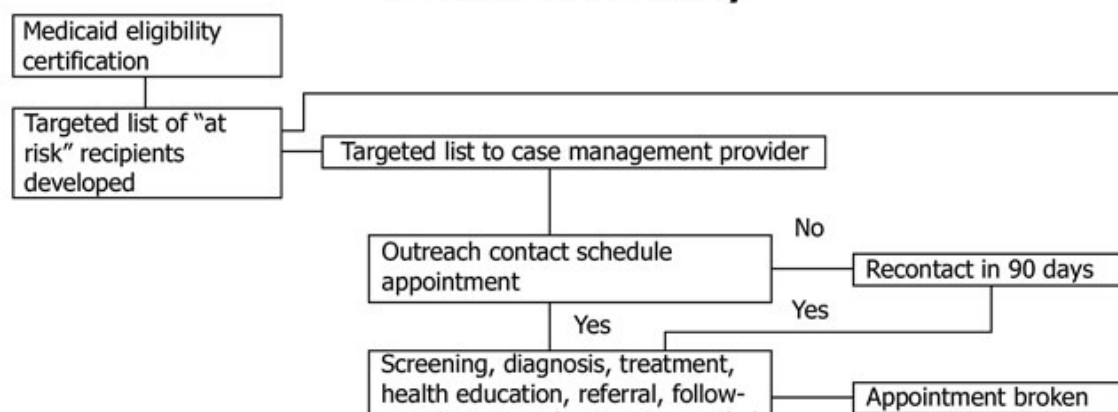
Note: Wisconsin DHS (Department of Health Services) will provide upon request to certified outreach and case management providers a current listing of Medicaid providers for their respective counties.

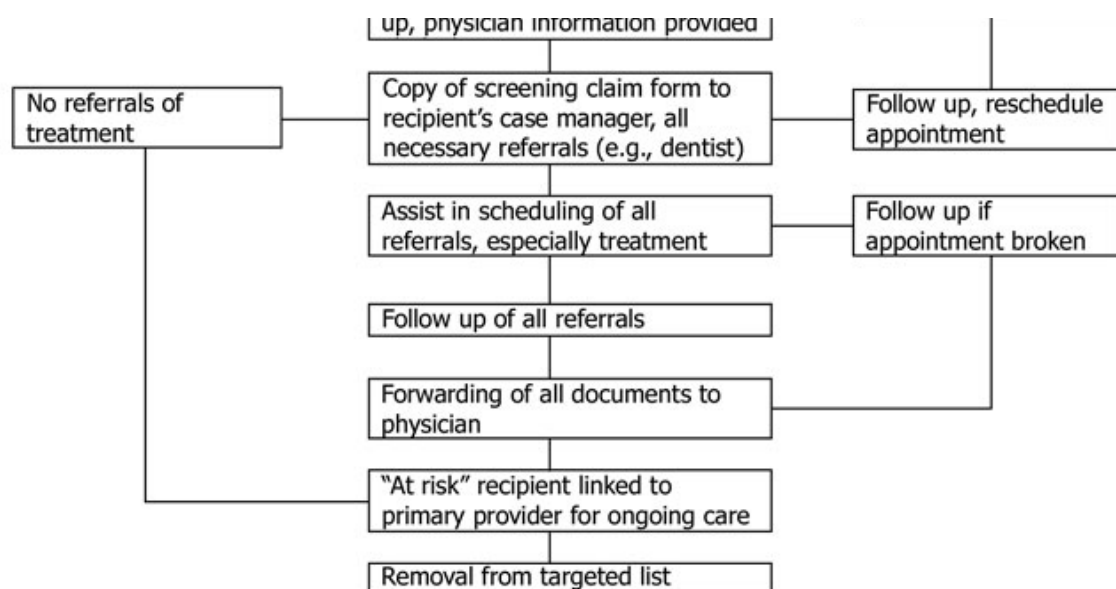
8. Following the screen, any findings will require the screener to make referrals for diagnosis and treatment. This includes a referral for all members, beginning when the first tooth erupts or by age 1, to a dentist for an exam and cleaning as part of the routine HealthCheck screen, unless the member has received dental care during the six months prior to the screening date. The outreach and case management provider must know of all referral appointments and ensure that the member has the ability to reach these appointments. HealthCheck screeners should inform the outreach and case management agency when a screen has been performed.
9. Follow-up of all referrals is completed when the member has kept the appointment or at least two case management attempts to get the member to keep the appointments have been made.

Note: Diagnosis and treatment appointments are required by federal regulation to be scheduled **within 60 days of the date of the screen**. All Medicaid services resulting from a HealthCheck referral must be provided within one year of the screening date.

10. If, in the judgement of the outreach and case management provider, additional referrals are needed, then the provider should assist with referral and follow-up, including the assurance of all member transportation.
11. Upon completion of the screening process, the member's name is removed from the targeted list.

Healthcheck Outreach and Case Management Flowchart of Activity





Topic #2425

Transportation

Members may request transportation assistance as needed for any HealthCheck-related screening or other referral appointment. Transportation should also be offered by case managers during outreach and screening follow-up. While the DMS (Division of Medicaid Services) does not require transportation to be provided to every enrolled member who receives a HealthCheck screening, diagnosis, or treatment appointment, transportation assistance is a need for those members who clearly cannot meet appointments without case management assistance for accessing services.

HealthCheck case managers may assist members with accessing NEMT (non-emergency medical transportation) services. NEMT services for most members are provided through the NEMT manager contracted with Wisconsin DHS (Department of Health Services). Providers may be asked to verify that the member received covered services at their site on a particular day. Refer to the [NEMT Online Handbook](#) for more information.

Mental Health and Substance Abuse Screening for Pregnant Women

Topic #4442

An Overview

Definition of the Benefit

This benefit is for pregnant women enrolled in BadgerCare Plus and Wisconsin Medicaid. All policies and procedures are the same for BadgerCare Plus and Wisconsin Medicaid unless otherwise specified. Women enrolled in an HMO must receive the services through the HMO. These services do not require PA (prior authorization) and are not subject to copayment under BadgerCare Plus and Wisconsin Medicaid.

The purpose of this benefit is to identify and assist pregnant women at risk for mental health or substance abuse problems during pregnancy. The benefit has two components:

- ▮ Screening for mental health (for example, depression and/or trauma) and/or substance abuse problems
- ▮ Brief preventive mental health counseling and/or substance abuse intervention for pregnant women identified as being at risk for experiencing mental health or substance abuse disorders

These are preventive services available to members with a verified pregnancy. These services are not intended to treat women previously diagnosed with a mental health or substance abuse disorder or to treat women already receiving treatment through mental health, substance abuse, or prenatal care coordination services.

The mental health screening and preventive counseling are designed to prevent mental health disorders from developing or worsening in severity during the pregnancy and the postpartum period. The substance abuse screening and intervention services are designed to help women stay alcohol and drug free during the pregnancy.

Women identified through the screening process as likely to be experiencing mental health disorders and women identified as likely to be dependent on alcohol or other drugs should be referred to an appropriate enrolled mental health or substance abuse program.

Behavioral health integration services provided through [CoCM \(Collaborative Care Model\)](#) require separate billing procedures.

Mental Health and Substance Abuse Screening

Providers are required to use an in-depth evidence-based tool to identify women at risk for mental health, substance abuse, or trauma-related problems; however, there is no requirement for a specific screening tool.

Mental health screening tools available to providers include the following:

- ▮ EPDS (Edinburgh Postnatal Depression Scale)
- ▮ BDI-II (Beck Depression Inventory-II)
- ▮ CES-D (Center for Epidemiologic Studies Depression Scale)
- ▮ The nine item depression scale of the PHQ-9 (Patient Health Questionnaire)

Substance abuse screening tools available to providers include the following:

- | The 5-Ps Prenatal Substance Abuse Screen for Alcohol, Drugs, and Tobacco
- | T-ACE (Tolerance, Annoyance, Cut down, Eye opener) screen
- | TWEAK (Tolerance, Worry, Eye opener, Amnesia, Cut down) screen
- | The ASSIST (Alcohol, Smoking, and Substance Involvement Screening Test)

Preventive Mental Health Counseling and Substance Abuse Intervention

Brief preventive mental health counseling and substance abuse intervention services are covered for pregnant women who are identified through the use of an evidence-based screening tool as being at risk for mental health or substance abuse disorders.

Providers are required to use effective strategies for the counseling and intervention services although BadgerCare Plus and Wisconsin Medicaid are not endorsing a specific approach.

Examples of effective strategies for treatment include the following:

- | SBIRT (Screening, Brief Intervention and Referral to Treatment)
- | My Baby & Me (a program that addresses alcohol cessation in pregnant women using specific intervention and counseling strategies)

Topic #4446

Coverage Limitations

Mental Health and Substance Abuse Screening

The screening (HCPCS (Healthcare Common Procedure Coding System) procedure code H0002 with modifier HE or HF) is not considered part of the mental health and substance abuse services available under BadgerCare Plus or Wisconsin Medicaid. The screening does not require PA (prior authorization) and is not counted towards any service limitations or PA thresholds for those services.

Preventive Mental Health Counseling and Substance Abuse Intervention

The counseling/intervention services (HCPCS procedure code H0004 with modifier HE or HF) are limited to four hours (or 16 units of service, each unit equivalent to 15 minutes) per member per pregnancy. If a member receives both preventive mental health counseling and substance abuse intervention services, the hours of both services count toward the four-hour limit. Additionally, only one hour (up to four units of service) can be billed on one DOS (date of service). The counseling and intervention services must be provided on the same DOS or on a later DOS than the screening.

These services are covered during the pregnancy and up to 60 days postpartum.

These services are not considered part of the mental health and substance abuse services available under BadgerCare Plus or Wisconsin Medicaid and are not counted towards any service limitations or PA thresholds for those services.

Behavioral Health Integration Services

Behavioral health integration services provided through [CoCM \(Collaborative Care Model\)](#) require separate billing procedures.

Topic #4444

Documentation Requirements

Providers are required to retain documentation that the member receiving these services was pregnant on the DOS (date of service). Providers are also required to keep a copy of the completed screening tool(s) in the member's file. If an individual other than a certified or licensed health care professional provides services, the provider is required to retain documents concerning that individual's education, training, and supervision.

Topic #4443

Eligible Providers

Early detection of potential mental health, trauma, or substance abuse problems is crucial to successfully treating pregnant women. It is also important for women to obtain referrals for follow-up care. In order to accomplish these goals, BadgerCare Plus and Wisconsin Medicaid are allowing a wide range of providers to administer these services.

The screening, counseling, and intervention services must be provided by a certified or licensed health care professional or provided by an individual under the direction of a licensed health care professional. In addition to meeting the supervision requirement, individuals who are not licensed health care professionals must have appropriate training or a combination of training and work experience in order to administer any of these services.

Providers Eligible for Reimbursement of Mental Health and Substance Abuse Screening, Preventive Mental Health Counseling, and Substance Abuse Intervention Services for Pregnant Women

The following table lists provider types eligible for reimbursement for administering mental health and substance abuse screening, preventive mental health counseling, and substance abuse intervention services for pregnant women enrolled in BadgerCare Plus and Wisconsin Medicaid.

Provider Type	Mental Health or Substance Abuse Screening (H0002 with modifier HE or HF)*	Mental Health Preventive Counseling (H0004 with modifier HE)*	Substance Abuse Intervention (H0004 with modifier HF)*
Pharmacists	Not allowed	Allowed	Allowed
Physicians and physician assistants	Allowed	Allowed	Allowed
Psychiatrists	Allowed	Allowed	Allowed
Psychologists (Ph.D.) in outpatient mental health or substance abuse clinics	Not allowed	Allowed	Allowed
Master's-level psychotherapists in outpatient mental health or substance abuse clinics	Not allowed	Allowed	Allowed
Master's-level psychotherapists with a substance abuse certificate in outpatient mental health or substance abuse clinics	Not allowed	Not allowed	Allowed
AODA counselors in outpatient mental health or substance abuse clinics	Not allowed	Not allowed	Allowed
Advanced practice nurse prescribers with	Allowed	Allowed	Allowed

psychiatric specialty			
Nurse midwives	Allowed	Not allowed	Allowed
Nurse practitioners	Allowed	Allowed	Allowed
Prenatal care coordination agencies	Allowed	Not allowed	Allowed
Crisis intervention agencies	Allowed	Allowed	Allowed
HealthCheck providers (not including Case Management Only agencies)	Allowed	Not allowed	Allowed

* This table includes the HCPCS (Healthcare Common Procedure Coding System) procedure codes and modifiers that correspond with the screening, counseling, and intervention services.

Topic #4445

Procedure Codes and Modifiers

The following tables list the HCPCS (Healthcare Common Procedure Coding System) procedure codes and applicable modifiers that providers are required to use when submitting claims for mental health and substance abuse screening, preventive mental health counseling, and substance abuse intervention services for pregnant women enrolled in BadgerCare Plus or Wisconsin Medicaid. Not all providers may be reimbursed for a particular service.

Mental Health and Substance Abuse Screening and Preventive Counseling/Intervention Services for Pregnant Women					
Procedure Code	Description	Required Modifier	Limitations	Allowable ICD (International Classification of Diseases) Diagnosis	Allowable Place of Service
H0002 Mental Health and Substance Abuse Screening	Behavioral health screening to determine eligibility for admission to treatment program (Unit equals one, regardless of time)	HE (Mental health program) or HF (Substance abuse program)	No limit to the number of screenings per pregnancy.	Z36.9 (Encounter for antenatal screening unspecified)	03, 04, 05, 06, 07, 08, 11, 12, 13, 14, 15, 19, 20, 21*, 22, 23, 25, 26, 49, 50, 51, 56, 57, 60, 61, 71, 72
H0004 Preventive Mental Health Counseling and Substance Abuse Intervention	Behavioral health counseling and therapy, per 15 minutes (Unit equals 15 minutes)	Required HE (Mental health program) HF (Substance abuse program)	Limited to 16 units per member per pregnancy. Only four units of service are allowed per DOS. A screening (H0002 with modifier HE or HF) must be administered on	Z71.89 (Other specified counseling)	03, 04, 05, 06, 07, 08, 11, 12, 13, 14, 15, 19, 20, 21*, 22, 23, 25, 26, 49, 50, 51, 56, 57, 60, 61, 71, 72

		or before the DOS for this procedure.		
--	--	--	--	--

*POS (place of service) code 21 (inpatient hospital) is not allowed for substance abuse counselors and Master's-level mental health providers.

Screening, Brief Intervention, and Referral to Treatment Benefit

Topic #8297

An Overview

Definition

The SBIRT (Screening, Brief Intervention, and Referral to Treatment) benefit is covered for members enrolled in BadgerCare Plus and Wisconsin Medicaid. Members enrolled in an HMO must receive the services through the HMO. This benefit applies to members who are 10 years of age or older on the DOS (date of service). These services do not require PA (prior authorization) and are not subject to copay.

The purpose of the SBIRT benefit is to identify and assist members at risk for substance abuse problems. The benefit has two components:

- ┆ Screening for substance abuse problems
- ┆ Brief preventive substance abuse intervention for members identified as being at risk for having substance abuse disorders

The substance abuse screening and intervention services are designed to prevent members from developing a substance abuse disorder. These services are not intended to address tobacco abuse. These services are not intended to treat members diagnosed with a substance abuse disorder or to treat members already receiving substance abuse treatment services. Members identified through the screening and intervention process as needing more extensive or specialized treatment should be referred to an appropriate substance abuse program. A physician's prescription is not required for SBIRT services.

To be reimbursable, SBIRT services must be provided on a face-to-face basis (either in person or via simultaneous audio and video transmission). Phone and internet-based communications with members are not covered.

Members who are pregnant are eligible for substance abuse screening and intervention services through a [separate benefit designed specifically for pregnant women](#). ForwardHealth will not cover both benefits during the member's pregnancy. Providers are required to use either the benefit for pregnant women or the SBIRT benefit for the substance abuse screening and intervention services.

Substance Abuse Screening

Substance abuse screening is a method for identifying people who use alcohol or drugs in a way that puts them at risk for problems or injuries related to their substance use. Wisconsin Medicaid and BadgerCare Plus cover substance abuse screening in a wide variety of settings to increase the chance of identifying people at risk. Screening is also a part of primary prevention aimed at educating members about the health effects of using alcohol and other drugs.

Providers are required to use an evidence-based screening tool to identify members at risk for substance abuse problems. A few brief questions on substance use may be asked to identify those individuals likely to need a more in-depth screening. Those brief screening questions, however, do not meet the criteria for reimbursement for this benefit. The screening tool must demonstrate sufficient evidence that it is valid and reliable to identify individuals at risk for a substance abuse disorder and provide enough information to tailor an appropriate intervention to the identified level of substance use. The areas that must be covered include:

- ┆ The quantity and frequency of substance use
- ┆ Problems related to substance use
- ┆ Dependence symptoms

Injection drug use

The screening tool should be simple enough to be administered by a wide range of health care professionals. It should also focus on the frequency and the quantity of substance use over a particular time frame (generally 1 to 12 months).

Below is a listing of evidence-based substance abuse screening tools that meet the criteria for reimbursement for this benefit. Providers may choose tools that are not included on the list as long as they meet the criteria above. In addition, providers must obtain prior approval from the Wisconsin DHS (Department of Health Services) before using a tool that is not listed below. Contact DHS at **DHSSBIRT@wisconsin.gov** for additional information. The approved tools include the following:

- 1 The AUDIT (Alcohol Use Disorders Inventory Test). This screen is a reliable tool for use to determine the level of alcohol use. The AUDIT screen is available through the [WHO \(World Health Organization\) Web site](#).
- 1 The DAST (Drug Abuse Screening Test). This screening tool is a reliable tool to use to determine the level of drug use. The DAST screen is available through the [Dr. Alan Tepp, Ph. D., website](#).
- 1 The ASSIST (Alcohol, Smoking, and Substance Involvement Screening Test). This screen is available through the [WHO website](#).
- 1 The CRAFFT screening tool developed by John Knight at the CeASAR (Center for Adolescent Substance Abuse Research). The CRAFFT screening tool is available through the [CeASAR website](#). This screen is valid for use with children and adolescents.
- 1 The POSIT (Problem Oriented Screening Instrument for Teenagers). This screen is valid for use in adolescents in a medical setting. A POSIT PC tool is available through the [POSIT PC website](#).

Providers may use more than one screening tool during the screening process when appropriate; however, there is no additional reimbursement for using more than one screening tool.

Substance Abuse Intervention

Brief substance abuse intervention services are covered for members who are identified through the use of an evidence-based screening tool as being at risk for substance abuse disorder(s). The purpose of the intervention is to motivate the member to decrease or abstain from alcohol consumption and/or drug use. Brief intervention may be a single session or multiple sessions using a motivational discussion that focuses on increasing insight and awareness regarding substance use and increasing motivation toward behavioral change. Brief intervention can also be used for those in need of more extensive levels of care, as a method of increasing motivation and acceptance of a referral to specialty substance abuse treatment.

Wisconsin Medicaid and BadgerCare Plus cover brief intervention services provided during the same visit as the screening or during a separate visit. The brief intervention is not covered for members who have not had a substance abuse screen.

Providers are required to use effective strategies for the counseling and intervention services although BadgerCare Plus and Wisconsin Medicaid are not endorsing a specific approach.

Examples of effective strategies for the intervention services include the following:

- 1 The SBIRT protocols. The SBIRT protocols are available through the U.S. Department of Health and Human Services.
- 1 "Helping Patients Who Drink Too Much," A Clinician's Guide, Updated 2005 Edition, available through the [U.S. Department of Health and Human Services](#).

Topic #8337

Coverage Limitations

Substance Abuse Screening

For members enrolled in BadgerCare Plus or Wisconsin Medicaid, the screening is limited to one unit of service per rolling 12 months. A unit of service is equivalent to the total amount of time required to administer the screening.

The screening is not considered part of the mental health and substance abuse services available under ForwardHealth. The screening is not counted towards any service limitations or PA (prior authorization) thresholds for those services.

Substance Abuse Intervention

For members enrolled in BadgerCare Plus and Wisconsin Medicaid, the intervention services are limited to four hours per rolling 12 months. A unit of service is 15 minutes, so the four-hour limit is equal to 16 units of service.

Only one hour (up to four units of service) can be billed on one DOS (date of service). The intervention services may be provided on the same DOS or on a later DOS than the screening.

The intervention services are not considered part of the mental health and substance abuse services available under ForwardHealth and are not counted towards any service limitations or PA thresholds for those services.

Topic #8338

Documentation Requirements

In addition to documenting the service provided, providers are required to keep a copy of the completed screening tool(s) in the member's medical record. Providers using electronic medical records should make a note of which screening tool was used if they do not have an electronic version of the tool, and note the member's responses to the screening questions. Providers are also required to retain documents concerning the provider's education, training, and supervision.

Refer to the Documentation chapter of the Provider Enrollment and Ongoing Responsibilities section of the appropriate Online Handbook for more information about additional documentation requirements.

Topic #8317

Eligible Providers

Early detection of substance abuse problems is crucial to successfully treating members. It is also important for members to obtain referrals for follow-up care when appropriate. In order to accomplish these goals, BadgerCare Plus and Wisconsin Medicaid are allowing a wide range of Medicaid-enrolled providers to administer the SBIRT (Screening, Brief Intervention, and Referral to Treatment) services.

The following table lists providers eligible to receive reimbursement for the screening and the substance abuse intervention services.

Provider Type	Eligible for Reimbursement of Services Provided Under the SBIRT benefit?
Advanced practice nurse prescribers with psychiatric specialty	Allowed
Crisis intervention providers	Allowed
HealthCheck providers	Allowed
Master's-level psychotherapists in outpatient mental health	Allowed when provided in conjunction with a primary care, hospital,

or substance abuse clinics	and/or emergency room visit
Nurse practitioners	Allowed
Pharmacists	Allowed
Physicians	Allowed
Physicians assistants	Allowed
Prenatal care coordination providers	Allowed
Psychiatrists	Allowed
Psychologists in outpatient mental health or substance abuse clinics	Allowed when provided in conjunction with a primary care, hospital, and/or emergency room visit
Substance abuse counselors in outpatient mental health or substance abuse clinics	Allowed when provided in conjunction with a primary care, hospital, and/or emergency room visit

Providers are required to retain documents showing that staff providing substance abuse screening and intervention services meet the training, education, and supervision requirements.

Requirements for Licensed Individuals

Licensed health care professionals must complete the Wisconsin DHS (Department of Health Services)-approved training to directly deliver the screening and intervention services. Training for licensed professionals must extend at least 4 hours and may be conducted in person or via the internet. DHS may exempt licensed professionals with expertise in the field of substance abuse screening and motivational enhancement or motivational interviewing on a case by case basis.

Providers should contact DHS at **DHSSBIRT@wisconsin.gov** for more information about the required training or to find out if they can be exempted from the training requirements.

Requirements for Unlicensed Individuals

Unlicensed individuals may provide screening or brief intervention services if they meet all of the following criteria:

- ▮ Successfully complete at least 60 hours of training related to providing screening and brief intervention for alcohol and substance abuse (other than tobacco). This training includes the DHS-approved training to deliver the screening and intervention services. At least 30 hours of training must be conducted in person.
- ▮ Provide the screening and intervention services under the supervision of a licensed health care professional.
- ▮ Follow written or electronic protocols for evidence-based practice during the delivery of screening and intervention services. Protocols must be consistently followed, so the licensed health care professional must ensure that quality assurance procedures are in place for the written or electronic protocols.

Topic #8318

Procedure Codes and Diagnosis Codes

The following tables list the HCPCS (Healthcare Common Procedure Coding System) procedure codes and applicable diagnosis codes that providers are required to use when submitting claims for substance abuse screening and substance abuse intervention services under the SBIRT (Screening, Brief Intervention, and Referral to Treatment) benefit.

<p style="text-align: center;">Place of Service Codes (Submitted on the 1500 Health Insurance Claim Form ((02/12)))</p>
--

03	School
11	Office
12	Home
19	Off Campus — Outpatient Hospital
21	Inpatient Hospital
22	On Campus — Outpatient Hospital
23	Emergency Room — Hospital
27	Outreach Site/Street
99	Other Place of Service

Substance Abuse Screening and Intervention Services				
Procedure Code	Description	Limitations (Medicaid and BadgerCare Plus)	Allowable Place of Service	Allowable Diagnosis Code
H0049	Alcohol and/or drug screening	Limited to one unit per member, per rolling 12 months.	03, 11, 12, 19, 21, 22, 23, 27, 99	Z13.9 (Encounter for screening, unspecified)
H0050	Alcohol and/or drug service, brief intervention, per 15 minutes	Limited to 16 units per member, per rolling 12 months.	03, 11, 12, 19, 21, 22, 23, 27, 99	Z71.89 (Other specified counseling)

Telehealth

Topic #22738

Interprofessional Consultations (E-Consults)

An interprofessional consultation or e-consult is an assessment and management service in which a member's treating provider requests the opinion and/or treatment advice of a provider with specific expertise (the consultant) to assist the treating provider in the diagnosis and/or management of the member's condition without requiring the member to have face-to-face contact with the consultant. Both the treating and consulting providers may be reimbursed for the e-consult as described below.

Policy Requirements and Limitations

Consulting Providers

Consulting providers must be physicians enrolled in Wisconsin Medicaid as an eligible rendering provider. Consulting providers may bill CPT (Current Procedural Terminology) procedure codes 99446–99449 and 99451 under the following limitations:

- ▮ Services are not covered if the consultation leads to a transfer of care or other face-to-face service within the next 14 days or next available date of the consultant. Additionally, if the sole purpose of the consultation is to arrange a transfer of care or other face-to-face service, these procedure codes should not be submitted.
- ▮ Consulting services are covered once in a seven-day period.

Treating Providers

Treating providers may be a physician, nurse practitioner, physician assistant, or podiatrist enrolled in Wisconsin Medicaid as an eligible rendering provider. Treating providers may bill CPT procedure code 99452 as a covered service once in a 14-day period.

Both the consulting and treating providers must be enrolled in Wisconsin Medicaid to receive reimbursement for the e-consult and the consultation must be medically necessary.

Providers are expected to follow CPT guidelines including that the CPT procedure codes should not be submitted if the consulting provider saw the member in a face-to-face encounter within the previous 14 days.

Documentation Requirements

The following documentation requirements apply for e-consults:

- ▮ The consulting provider's opinion must be documented in the member's medical record.
- ▮ The written or verbal request for a consultation by the treating provider must be documented in the member's medical record including the reason for the request.
- ▮ Verbal consent for each consultation must be documented in the member's medical record. The member's consent must include assurance that the member is aware of any applicable cost-sharing.

Topic #22739

Originating and Distant Sites

The originating site is where the member is located during a telehealth visit. Only the provider at the originating site can bill for an originating site fee for hosting the member. The originating site should not use telehealth modifiers on the claims since all services are provided in-person. The distant site is where the provider is located during the telehealth visit. The provider who is providing health care services to the member via telehealth cannot bill the originating site fee because they are not hosting the member.

The following locations are eligible for the originating site fee under permanent telehealth policy:

- | Office or clinic:
 - | Medical
 - | Dental
 - | Therapies (physical therapy, occupational therapy, speech and language pathology)
 - | Behavioral and mental health agencies
- | Hospital
- | Skilled nursing facility
- | Community mental health center
- | Intermediate care facility for individuals with intellectual disabilities
- | Pharmacy
- | Day treatment facility
- | Residential substance use disorder treatment facility

Claims Submission and Reimbursement for Distant Site Providers

Claims for services provided via telehealth by distant site providers must be billed with the same procedure code as would be used for a face-to-face encounter along with modifiers GQ, GT, FQ, or 93.

Note: Only the service rendered from the distant site must be billed with modifier GQ. The originating site for asynchronous services is not eligible to receive an originating site fee.

Claims must also include either POS (place of service) code 02 or 10. ForwardHealth reimburses the service rendered by distant site providers at the same rate as when the service is provided face-to-face.

Ancillary Providers

Claims for services provided via telehealth by distant site ancillary providers should continue to be submitted under the supervising physician's NPI (National Provider Identifier) using the lowest appropriate level office or outpatient visit procedure code or other appropriate CPT (Current Procedural Terminology) code for the service performed. These services must be provided under the direct on-site supervision of a physician who is located at the same physical site as the ancillary provider and must be documented in the same manner as services that are provided face to face.

Refer to the [Supervision](#) topic for additional information.

Pediatric and Health Professional Shortage Area-Eligible Services

Claims for services provided via telehealth by distant site providers may additionally qualify for pediatric (services for members 18 years of age and under) or HPSA (Health Professional Shortage Area)-enhanced reimbursement. Pediatric and HPSA-eligible providers are required to indicate POS code 02 or 10, along with modifier GQ, GT, FQ, or 93 and the applicable pediatric or HPSA modifier, when submitting claims that qualify for [enhanced reimbursement](#).

Claims Submission and Reimbursement for Originating Site Fee

In addition to reimbursement to the distant site provider, ForwardHealth reimburses an originating site fee for the staff and equipment at the originating site requisite to provide a service via telehealth. Eligible providers who serve as the originating site should bill the fee with HCPCS procedure code Q3014 (Telehealth originating site fee). Modifier GQ, GT, FQ, or 93 should not be included with procedure code Q3014.

Outpatient hospitals, including emergency departments, must bill HCPCS procedure code Q3014 on an institutional claim form as a separate line item with revenue code 0780. ForwardHealth will reimburse hospitals for the fee based on the standard hospital reimbursement methodology. ForwardHealth will reimburse these providers for the fee based on the provider's standard reimbursement methodology.

All other providers should bill HCPCS procedure code Q3014 with a POS code that represents where the member is located during the service. The POS must be a ForwardHealth-allowable originating site for HCPCS procedure code Q3014 in order to be reimbursed for the originating site fee. Billing-only provider types must include an allowable rendering provider on the claim form. The originating site fee is reimbursed based on a [maximum allowable fee](#).

Although FQHCs are not directly reimbursed an originating site fee, HCPCS procedure code Q3014 should be billed for tracking purposes and for consideration in any potential future changes in scope.

To receive reimbursement, the originating site must:

- 1 Utilize an interactive audiovisual telecommunications system that permits real-time communication between the provider at the distant site and the member at the originating site.
- 1 Be in a physical location that ensures privacy.
- 1 Provide access to broadband internet with sufficient bandwidth to transmit audio and video data.
- 1 Provide access to support staff to assist with technical components of the telehealth visit.
- 1 Be compliant with Health Insurance Portability and Accountability Act of 1996 standards.

Federally Qualified Health Centers and Rural Health Clinics

For the purpose of this Online Handbook topic, FQHC (Federally Qualified Health Center) refers to Tribal and Out-of-State FQHCs. This topic does not apply to Community Health Centers subject to PPS (prospective payment system) reimbursement.

FQHCs and RHCs (rural health clinics) may serve as originating site and distant site providers for telehealth services.

Distant Site

FQHCs and RHCs may report services provided via telehealth on the cost settlement report when the FQHC or RHC served as the distant site and the member is an established patient of the FQHC or RHC at the time of the telehealth service. For currently covered services, services that are considered direct when provided in-person will be considered direct when provided via telehealth for FQHCs.

Services billed with modifier GQ, GT, FQ, or 93 will be considered under the PPS (prospective payment system) reimbursement method for non-tribal FQHCs. Billing HCPCS procedure code T1015 (Clinic visit/encounter, all-inclusive) with a telehealth procedure code will result in a PPS rate for fee-for-service encounters. Fee-for-service claims must include HCPCS procedure code T1015 when services are provided via telehealth in order for proper reimbursement.

Originating Site

The originating site fee is not a FQHC or RHC reportable encounter on the cost report. Any reimbursement for the originating site fee must be reported as a deductive value on the cost report.

Topic #22740

Remote Patient Monitoring

Remote Physiologic Monitoring

Remote physiologic monitoring is the collection and interpretation of a member's physiologic data, such as blood pressure or weight checks, that are digitally transmitted to a physician, nurse practitioner, or physician assistant for use in the treatment and management of medical conditions that require frequent monitoring. Such conditions include congestive heart failure, diabetes, chronic obstructive pulmonary disease, wound care, polypharmacy, and mental or behavioral problems. It is also used for members receiving technology-dependent care, such as continuous oxygen, ventilator care, total parenteral nutrition, or enteral feeding.

Eligible Devices

The device used to capture a member's physiologic data must meet the Food and Drug Administration definition of a medical device. To submit claims for CPT (Current Procedural Terminology) procedure codes 99453–99458, the members' physiologic data must be wirelessly synced so it can be evaluated by the physician, nurse practitioner, or physician assistant. Transmission can be synchronous or asynchronous (data does not have to be transmitted in real time as long as it is automatically updated on an ongoing basis for the provider to review).

Policy Requirements

The following policy requirements apply for remote physiologic monitoring services:

- † Only physicians, nurse practitioners, and physician assistants enrolled in ForwardHealth are eligible to render and submit claims for remote physiologic services.
- † The member's consent for remote physiologic monitoring services must be documented in the member's medical record.
- † The provider must document how remote physiologic monitoring is tied to the member-specific needs and will assist the member to achieve the goals of treatment.
- † Services are not separately reimbursable if the services are bundled or covered by other procedure codes (for example, continuous glucose monitoring is covered under CPT procedure code 95250 and should not be submitted under CPT procedure codes 99453–99454).
- † CPT procedure codes 99453 and 99454 can be used for blood pressure remote physiologic monitoring if the device used to measure blood pressure meets remote physiologic monitoring requirements. If the member self-reports blood pressure readings, the provider must instead submit self-measured blood pressure monitoring CPT procedure codes 99473–99474.
- † CPT procedure code 99457 should be used when the physician, nurse practitioner, or physician assistant uses medical decision making based on interpreted data received from a remote physiologic monitoring device to assess the member's clinical stability, communicate the results to the member, and oversee the management and/or coordination of services as needed.

Providers are expected to follow CPT guidelines.

Claim Submission

Special modifiers are not required or requested for remote physiologic monitoring services. Providers should follow appropriate claim submission requirements as outlined in the Online Handbook.

Topic #22757

Supervision

Supervision requirements and respective telehealth allowances vary depending on service and provider type. Some supervision requirements necessitate the physical presence of the supervising provider to meet the requirements of appropriate delivery of supervision. Such requirements cannot be met through the provision of telehealth, including audio-visual delivery.

Providers who deliver services with supervision requirements are reminded to review ForwardHealth policy, including permanent telehealth policy, and the requirements of their licensing and/or certifying authorities to determine if the supervisory components of the service can be met via telehealth.

Supervision of Paraprofessional Providers

Paraprofessional providers are subject to supervision requirements. Paraprofessional providers are providers who do not hold a license to practice independently but are providing services under the direction of a licensed provider. Providers who supervise paraprofessionals are responsible for confirming if the required components of supervision can be met through telehealth delivery.

Personal Care/Home Health Provider Supervision

Supervision of PCWs (personal care workers) and home health aides must be performed on site and in person by the RN (registered nurse). State rules and regulations necessitate supervising providers to physically visit a member's home and directly observe the paraprofessional providing services.

Direct Supervision for Ancillary Care Providers

[Ancillary providers](#) have specific requirements when providing care via telehealth. These providers are health care professionals that are not enrolled in Wisconsin Medicaid, such as staff nurses, dietician counselors, nutritionists, health educators, genetic counselors, and some nurse practitioners who practice under the direct supervision of a physician and bill under the supervising physician's NPI (National Provider Identifier). (Nurse practitioners, nurse midwives, and anesthesiologists who are Medicaid-enrolled should refer to their service-specific area of the Online Handbook for billing information).

For telehealth services, the supervising physician is not required to be onsite, but they must be able to interact with the member using real-time audio or audiovisual communication, if needed. For supervision of ancillary providers, remote supervision is allowed in circumstances where the physician feels the member is not at risk of an adverse event that would require hands-on intervention from the physician.

Supervision for Behavioral Health Services

The FR modifier should be used for behavioral health services where the supervising provider is present through audio-visual means and the patient and supervised provider are in-person.

Documenting Supervision Method

Providers should include how the service and the required supervision occurred in the member record and, if applicable, indicate the appropriate modifier on the claim form. For example, for a behavioral health service where the supervising provider is present through audio-visual means and the patient and supervised provider are in-person, modifier FR should be indicated on the claim.

Topic #22837

Telehealth Definitions

General Telehealth Definitions

Telehealth means the use of telecommunications technology by a Medicaid-enrolled provider to deliver functionally equivalent health care services including: assessment, diagnosis, consultation, treatment, and transfer of medically relevant data. Telehealth may include real-time interactive audio-only communication. Telehealth does not include communication between a provider and a member that consists solely of an email, text, or fax transmission.

Synchronous telehealth services are two-way, real-time, interactive communications. They may include audio-only (telephone) or audio-visual communications.

Asynchronous telehealth services are defined as telehealth that is used to transmit medical data about a patient to a provider when the transmission is not a two-way, real-time, interactive communication.

Functionally equivalent means that when a service is provided via telehealth, the transmission of information must be of sufficient quality as to be the same level of service as an in-person visit. Transmission of voices, images, data, or video must be clear and understandable.

Telehealth Service Definitions

The following are definitions to clarify the meaning of existing terms that describe different modes of telehealth service delivery in telehealth policy.

In-person refers to when the provider rendering a service and the member receiving that service are located together physically in the same space. In-person services are not considered to be delivered through telehealth, including audio-visual telehealth, unless there are applicable supervision components and requirements that are rendered through telehealth outside of the direct patient contact by the provider.

Face-to-face refers to requirements that can be met either in-person or through real-time, interactive audio-visual telehealth. An interactive telehealth service with face-to-face components must be functionally equivalent to an in-person service. It is delivered from outside the physical presence of a Medicaid member by using audio-visual technology, and there is no reduction in quality, safety, or effectiveness. ForwardHealth does not consider a face-to-face requirement to be met by audio-only or asynchronous delivery of services.

Under telehealth policy, **direct** refers to an in-person contact between a member and a provider. Direct services often require a provider to physically touch or examine the recipient and delegation is not appropriate.

Topic #510

Telehealth Policy

Both synchronous (two-way, real-time, interactive communications) and asynchronous (information stored and forwarded to a provider for later review) services identified under permanent policy may be reimbursed when provided via telehealth (also known as telemedicine). ForwardHealth will require providers to follow permanent billing guidelines for both synchronous and asynchronous telehealth services.

Telehealth enables a provider who is located at a distant site to render the service remotely to a member located at an originating site using a combination of interactive video, audio, and externally acquired images through a networking environment.

Telehealth means the use of telecommunications technology by a Medicaid-enrolled provider to deliver functionally equivalent health care services including assessment, diagnosis, consultation, treatment, and transfer of medically relevant data. Telehealth may include real-time interactive audio-only communication. Telehealth does not include communication between a provider and a member that consists solely of an email, text, or fax transmission.

Functionally equivalent means that when a service is provided via telehealth, the transmission of information must be of sufficient

quality as to be the same level of service as an in-person visit. Transmission of voices, images, data, or video must be clear and understandable.

Note: Temporary telehealth policy that will become permanent policy shortly after the Federal Health Emergency expires is included in this topic.

Telehealth Policy Requirements

The following requirements apply to the use of telehealth:

- ┆ Both the member and the provider of the health care service must agree to the service being performed via telehealth. If either the member or provider decline the use of telehealth for any reason, the service should be performed in-person.
- ┆ The member retains the option to refuse the delivery of health care services via telehealth at any time without affecting their right to future care or treatment and without risking the loss or withdrawal of any program benefits to which they would otherwise be entitled.
- ┆ Medicaid-enrolled providers must be able and willing to refer members to another provider if necessary, such as when telehealth services are not appropriate or cannot be functionally equivalent, or the member declines a telehealth visit.
- ┆ [Title VI](#) of the Civil Rights Act of 1964 requires recipients of federal financial assistance to take reasonable steps to make their programs, services, and activities accessible by eligible persons with limited English proficiency.
- ┆ The Americans with Disabilities Act requires that health care entities provide full and equal access for people with disabilities.

Allowable Services

The [Max Fee Schedules](#) include a complete list of services allowed under permanent telehealth policy. Procedure codes for services allowed under permanent telehealth policy have POS codes 02 and 10 listed as an allowable POS in the fee schedule. Complete descriptions of these POS codes are as follows:

- ┆ POS code 02: Telehealth Provided Other Than in Patient's Home—The location where health services and health related services are provided or received through telecommunication technology. Patient is not located in their home when receiving health services or health related services through telecommunication technology.
- ┆ POS code 10: Telehealth Provided in Patient's Home—The location where health services and health related services are provided or received through telecommunication technology. Patient is located in their home (which is a location other than a hospital or other facility where the patient receives care in a private residence) when receiving health services or health related services through telecommunication technology.

Claims for services delivered via telehealth must include all modifiers required by the existing benefit coverage policy in order to reimburse the claim correctly. Telehealth delivery of the service is shown on the claim by indicating POS code 02 or 10 and including a telehealth modifier in addition to any other required benefit-specific modifiers, unless the procedure code includes the method of delivery in the official procedure code description.

County-administered programs, school-based services, and any other programs that utilize cost reporting must include required modifiers, such as renderer credentials and group versus individual services, as well as correct details for cost reporting to ensure correct reimbursement.

Services Not Appropriate Via Telehealth

Certain types of benefits or services that are not appropriately delivered via telehealth include:

- ┆ Services that are not covered when provided in-person.
- ┆ Services that do not meet applicable laws, regulations, licensure requirements, or procedure code definitions if delivered via telehealth.

- | Services where a provider is required to physically touch or examine the recipient and delegation is not appropriate.
- | Services the provider declines to deliver via telehealth.
- | Services the recipient declines to receive via telehealth.
- | Transportation services.
- | Services provided by personal care workers, home health aides, private duty nurses, or school-based service care attendants.

Reimbursement for Covered Services

The health care provider at the distant site must determine:

- | The service delivered via telehealth meets the procedural definition and components of the CPT or HCPCS procedure code, as defined by the American Medical Association, or the CDT (Current Dental Terminology) procedure code, as defined by the American Dental Association.
- | The service is functionally equivalent to an in-person service for the individual member and circumstances.

Reimbursement is not available for services that cannot be provided via telehealth due to technical or equipment limitations.

Documentation Requirements

Documentation requirements for a telehealth service are the same as for an in-person visit and must accurately reflect the service rendered. Documentation must identify the delivery mode of the service when provided via telehealth and document:

- | Whether the service was provided via audio-visual telehealth, audio-only telehealth, or via telehealth externally acquired images
- | Whether the service was provided synchronously or asynchronously

Additional information for which documentation is recommended, but not required, includes:

- | Provider location (for example, clinic [city/name], home, other)
- | Member location (for example, clinic [city/name], home)
- | All clinical participants, as well as their roles and actions during the encounter (This could apply if, for example, a member presents at a clinic and receives telehealth services from a provider at a different location.)

As a reminder, documentation for originating sites must support the member's presence in order to submit a claim for the originating site fee. In addition, if the originating site provides and bills for services in addition to the originating site fee, documentation in the member's medical record should distinguish between the unique services provided.

Audio-Only Guidelines

When possible, telehealth services should include both an audio and visual component. In circumstances where audio-visual telehealth is not possible due to member preference or technology limitations, telehealth may include real-time interactive audio-only communication if the provider feels the service is functionally equivalent to the in-person service and there are no face-to-face or in-person restrictions listed in the procedural definition of the service.

Documentation should include that the service was provided via interactive synchronous audio-only telehealth.

Modifier 93 should be used for any service performed via audio-only telehealth. The GT modifier should only be used to indicate services that were performed using audio-visual technology.

Member Consent Guidelines for Telehealth

On at least an annual basis, providers should supply and document that:

- ┆ The member expressed an understanding of their right to decline services provided via telehealth.
- ┆ Providers should develop and implement their own methods of informed consent to verify that a member agrees to receive services via telehealth. These methods must comply with all federal and state regulations and guidelines.
- ┆ Providers have flexibility in determining the most appropriate method to capture member consent for telehealth services. Examples of allowable methods include educating the member and obtaining verbal consent prior to the start of treatment or telehealth consent and privacy considerations as part of the notice of privacy practices.

Privacy and Security

Providers are required to follow federal laws to ensure member privacy and security. This may include ensuring that:

- ┆ The location from which the service is delivered via telehealth protects privacy and confidentiality of member information and communications.
- ┆ The platforms used to connect to the member to the telehealth visit are secure.

Group Treatment

Additional privacy considerations apply to members participating in group treatment via telehealth. Group leaders should provide members with information on the risks, benefits, and limits to confidentiality related to group telehealth and document the member's consent prior to the first session. Group leaders should adhere to and uphold the highest privacy standards possible for the group.

Group members should be instructed to respect the privacy of others by not disclosing group members' images, names, screenshots, identifying details, or circumstances. Group members should also be reminded to prevent non-group members from seeing or overhearing telehealth sessions.

Providers may not compel members to participate in telehealth-based group treatment and should make alternative services available for members who elect not to participate in telehealth-based group treatment.

Costs Member Cannot Be Billed For

The following cannot be billed to the member:

- ┆ Telehealth equipment like tablets or smart devices
- ┆ Charges for mailing or delivery of telehealth equipment
- ┆ Charges for shipping and handling of:
 - ┆ Diagnostic tools
 - ┆ Equipment to allow the provider to assess, diagnose, repair, or set up medical supplies online such as hearing aids, cochlear implants, power wheelchairs, or other equipment

Allowable Providers

There are no limitations on what provider types may be reimbursed for telehealth services.

Requirements and Restrictions

Services provided via telehealth must be of sufficient audio and visual fidelity and clarity as to be functionally equivalent to a face-to-face visit where both the rendering provider and member are in the same physical location. Both the distant and originating sites must have the requisite equipment and staffing necessary to provide the telehealth service.

Coverage of a service provided via telehealth is subject to the same restrictions as when the service is provided face to face (for example, allowable providers, multiple service limitations, PA (prior authorization)).

Providers are reminded that HIPAA (Health Insurance Portability and Accountability Act of 1996) confidentiality requirements apply to telehealth services. When a covered entity or provider utilizes a telehealth service that involves PHI (protected health information), the entity or provider will need to conduct an accurate and thorough assessment of the potential risks and vulnerabilities to PHI confidentiality, integrity, and availability. Each entity or provider must assess what are reasonable and appropriate security measures for their situation.

Note: Providers may not require the use of telehealth as a condition of treating a member. Providers must develop and implement their own methods of informed consent to verify that a member agrees to receive services via telehealth. These methods must comply with all federal and state regulations and guidelines.

Noncovered Services

Services that are not covered when delivered in person are not covered as telehealth services. In addition, services that are not functionally equivalent to the in-person service when provided via telehealth are not covered.

Additional Policy for Certain Types of Providers

Out-of-State Providers

ForwardHealth policy for services provided via telehealth by [out-of-state providers](#) is the same as ForwardHealth policy for services provided face to face by out-of-state providers.

Out-of-state providers who meet the definition of a border-status provider as described in Wis. Admin. Code § DHS [101.03\(19\)](#) and who provide services to Wisconsin Medicaid members only via telehealth, may apply for enrollment as Wisconsin telehealth-only border-status providers if they are licensed in Wisconsin under applicable Wisconsin statute and administrative code.

Out-of-state providers who do not have border status enrollment with Wisconsin Medicaid are required to obtain PA before providing services via telehealth to BadgerCare Plus or Medicaid members.

Note: Wisconsin Medicaid is prohibited from paying providers located outside of the United States and its territories, including the District of Columbia, Puerto Rico, the Virgin Islands, Guam, the Northern Mariana Islands, and American Samoa.

Topic #22741

Telestroke Services

Telestroke, also known as stroke telemedicine, is a delivery mechanism of telehealth services that aims to improve access to recommended stroke treatment.

ForwardHealth allows providers to be reimbursed for telestroke services. Telestroke services typically consist of the member and emergency providers at an originating site consulting with a specialist located at a distant site.

Claims Submission for Telestroke Services

Providers are required to use CPT (Current Procedural Terminology) consultation and E&M (evaluation and management) procedure codes when billing telestroke services. Telestroke services are subject to the same enrollment policy, coverage policy, and billing policy as telehealth services. All other services rendered by the provider at the originating site, and by any providers to which the member is transferred, should be billed in the same manner as visits or admissions that do not involve telehealth services.

Originating sites that have established contractual relationships for telestroke services may bill as they would for any other contracted professional services for both the professional service claim on behalf of the distant site provider and the originating site fee.

Topic #22742

Virtual Check-In, E-Visit, and Telemedicine Evaluation and Management Services

ForwardHealth includes virtual check-in and e-visit options for members to connect with their providers remotely.

A **virtual check-in** is a brief patient-initiated asynchronous or synchronous communication and technology-based service intended to be used to decide whether an office visit or other service is needed. The encounter may involve synchronous discussion over a phone or exchange of information through video or image. A provider may respond to the member's concern by phone, audio-visual communications, or a secure patient portal. Covered services include both the remote evaluation of a recorded video or image submitted by a member and the interpretation and follow-up by the provider.

An **e-visit** is a communication between a member and their provider through an online HIPAA (Health Insurance Portability and Accountability Act of 1996)-compliant patient portal. These patient-initiated asynchronous services involve a member having non-face-to-face communications cumulatively over a span of seven days with a provider with whom they have an established relationship. Providers who can bill E&M (evaluation and management) services may utilize online digital E&M codes while other providers may be eligible to bill online assessment and management codes.

Allowable procedure codes for virtual check-in and e-visit services:

Virtual Check-In Procedure Code	Description
Physician Services	
G2010	Remote evaluation of recorded video and/or images submitted by an established patient (eg, store and forward), including interpretation with follow-up with the patient within 24 business hours, not originating from a related E&M service provided within the previous seven days nor leading to an E&M service or procedure within the next 24 hours or soonest available appointment
G2252	Brief communication technology-based service (eg, virtual check-in), by a physician or other qualified health care professional who can report Evaluation and Management services, provided to an established patient, not originating from a related E&M service provided within the previous seven days nor leading to an E&M service or procedure within the next 24 hours or soonest available appointment; 11–20 minutes of medical discussion
Therapies (PT, OT, SLP) Services	
G2250	Remote assessment of recorded video and/or images submitted by an established patient (eg, store and forward), including interpretation with follow-up with the patient within 24 business hours, not originating from a related service provided within the previous seven days nor leading to a service or procedure within the next 24 hours or soonest available appointment
G2251	Brief communication technology-based service (eg, virtual check-in), by a qualified health care professional

who cannot report Evaluation and Management services, provided to an established patient, not originating from a related service provided within the previous seven days nor leading to a service or procedure within the next 24 hours or soonest available appointment; 5–10 minutes of clinical discussion

E-Visit Procedure Code	Description
Therapies (PT, OT, SLP) Services	
98970	Nonphysician qualified health care professional online digital assessment and management, for an established patient, for up to 7 days, cumulative time during the 7 days; 5–10 minutes
98971	Nonphysician qualified health care professional online digital assessment and management service, for an established patient, for up to 7 days, cumulative time during the 7 days; 11–20 minutes
98972	Nonphysician qualified health care professional online digital assessment and management service, for an established patient, for up to 7 days, cumulative time during the 7 days; 21 or more minutes
Physician Services	
99421	Online digital evaluation and management service, for an established patient, for up to seven days, cumulative time during the seven days; 5–10 minutes
99422	Online digital evaluation and management service, for an established patient, for up to seven days, cumulative time during the seven days; 11–20 minutes
99423	Online digital evaluation and management service, for an established patient, for up to seven days, cumulative time during the seven days; 21 or more minutes

These services do not require prior authorization and are patient-initiated by established patients of the provider's practice.

Virtual check-in and e-visit telehealth services are not covered or billable if they:

- ▮ Take place during an in-person visit.
- ▮ Take place within seven days after an in-person visit furnished by the same provider.
- ▮ Trigger an in-person visit within 24 hours or the soonest available appointment.
- ▮ Do not have sufficient information from the remote evaluation of an image or video (store and forward) for the provider to complete the service.

Only the relevant in-person procedure code that was rendered would be reimbursed if any of the above conditions apply.

Telemedicine Evaluation and Management Services

ForwardHealth allows the following procedure codes to be reimbursable for telemedicine E&M services:

Telemedicine Services Procedure Code	Description
98000	Synchronous audio-video visit for the evaluation and management of a new patient, which requires a medically appropriate history and/or examination and straightforward medical decision making. When using total time on the date of the encounter for code selection, 15 minutes must be met or exceeded.
98001	Synchronous audio-video visit for the evaluation and management of a new patient, which requires a medically appropriate history and/or examination and low medical decision making. When using total time

	on the date of the encounter for code selection, 30 minutes must be met or exceeded.
98002	Synchronous audio-video visit for the evaluation and management of a new patient, which requires a medically appropriate history and/or examination and moderate medical decision making. When using total time on the date of the encounter for code selection, 45 minutes must be met or exceeded.
98003	Synchronous audio-video visit for the evaluation and management of a new patient, which requires a medically appropriate history and/or examination and high medical decision making. When using total time on the date of the encounter for code selection, 60 minutes must be met or exceeded.
98004	Synchronous audio-video visit for the evaluation and management of an established patient, which requires a medically appropriate history and/or examination and straightforward medical decision making. When using total time on the date of the encounter for code selection, 10 minutes must be met or exceeded.
98005	Synchronous audio-video visit for the evaluation and management of an established patient, which requires a medically appropriate history and/or examination and low medical decision making. When using total time on the date of the encounter for code selection, 20 minutes must be met or exceeded.
98006	Synchronous audio-video visit for the evaluation and management of an established patient, which requires a medically appropriate history and/or examination and moderate medical decision making. When using total time on the date of the encounter for code selection, 30 minutes must be met or exceeded.
98007	Synchronous audio-video visit for the evaluation and management of an established patient, which requires a medically appropriate history and/or examination and high medical decision making. When using total time on the date of the encounter for code selection, 40 minutes must be met or exceeded.
98008	Synchronous audio-only visit for the evaluation and management of a new patient, which requires a medically appropriate history and/or examination, straightforward medical decision making, and more than 10 minutes of medical discussion. When using total time on the date of the encounter for code selection, 15 minutes must be met or exceeded.
98009	Synchronous audio-only visit for the evaluation and management of a new patient, which requires a medically appropriate history and/or examination, low medical decision making, and more than 10 minutes of medical discussion. When using total time on the date of the encounter for code selection, 30 minutes must be met or exceeded.
98010	Synchronous audio-only visit for the evaluation and management of a new patient, which requires a medically appropriate history and/or examination, moderate medical decision making, and more than 10 minutes of medical discussion. When using total time on the date of the encounter for code selection, 45 minutes must be met or exceeded.
98011	Synchronous audio-only visit for the evaluation and management of a new patient, which requires a medically appropriate history and/or examination, high medical decision making, and more than 10 minutes of medical discussion. When using total time on the date of the encounter for code selection, 60 minutes must be met or exceeded.
98012	Synchronous audio-only visit for the evaluation and management of an established patient, which requires a medically appropriate history and/or examination, straightforward medical decision making, and more than 10 minutes of medical discussion. When using total time on the date of the encounter for code selection, 10

	minutes must be exceeded.
98013	Synchronous audio-only visit for the evaluation and management of an established patient, which requires a medically appropriate history and/or examination, low medical decision making, and more than 10 minutes of medical discussion. When using total time on the date of the encounter for code selection, 20 minutes must be met or exceeded.
98014	Synchronous audio-only visit for the evaluation and management of an established patient, which requires a medically appropriate history and/or examination, moderate medical decision making, and more than 10 minutes of medical discussion. When using total time on the date of the encounter for code selection, 30 minutes must be met or exceeded.
98015	Synchronous audio-only visit for the evaluation and management of an established patient, which requires a medically appropriate history and/or examination, high medical decision making, and more than 10 minutes of medical discussion. When using total time on the date of the encounter for code selection, 40 minutes must be met or exceeded.
98016	Brief communication technology-based service (eg, virtual check-in) by a physician or other qualified health care professional who can report evaluation and management services, provided to an established patient, not originating from a related evaluation and management service provided within the previous 7 days nor leading to an evaluation and management service or procedure within the next 24 hours or soonest available appointment, 5-10 minutes of medical discussion.

Prior Authorization

3

Archive Date:06/02/2025

Prior Authorization:Services Requiring Prior Authorization

Topic #2389

Services Resulting From a HealthCheck Referral

HealthCheck screens do not require PA (prior authorization). However, services which result from a HealthCheck referral usually require PA and, if so, are subject to all applicable PA requirements.

Forms and Attachments

Topic #960

An Overview

Depending on the service being requested, most PA (prior authorization) requests must be comprised of the following:

- ▮ The [PA/RF \(Prior Authorization Request Form, F-11018 \(05/2013\)\)](#), [PA/DRF \(Prior Authorization/Dental Request Form, F-11035 \(06/2024\)\)](#), or [PA/HIAS1 \(Prior Authorization Request for Hearing Instrument and Audiological Services, F-11020 \(05/2013\)\)](#)
- ▮ A service-specific [PA attachment\(s\)](#)
- ▮ Additional supporting clinical documentation (Typical PA requirements regarding attachments may not apply for some [HealthCheck Other Services PA requests](#).)

Topic #446

Attachments

In addition to the [PA/RF \(Prior Authorization Request Form, F-11018 \(05/2013\)\)](#), [PA/HIAS1 \(Prior Authorization for Hearing Instrument and Audiological Services 1, F-11020 \(05/2013\)\)](#), or [PA/DRF \(Prior Authorization/Dental Request Form, F-11035 \(06/2024\)\)](#), a service-specific PA (prior authorization) attachment must be submitted with each PA request. The PA attachment allows a provider to document the clinical information used to determine whether or not the standards of medical necessity are met for the requested service(s). Providers should include adequate information for ForwardHealth to make a reasonable judgment about the case.

ForwardHealth will scan each form with a barcode as it is received, which will allow greater efficiencies for processing PA requests.

Topic #447

Obtaining Forms and Attachments

Providers may obtain paper versions of all PA (prior authorization) forms and attachments. In addition, providers may download and complete most PA attachments from the [ForwardHealth Portal](#).

Paper Forms

Paper versions of all PA forms and PA attachments are available by writing to ForwardHealth. Include a return address, the name of the form, the form number (if applicable), and mail the request to the following address:

ForwardHealth
Form Reorder
313 Blettner Blvd
Madison WI 53784

Providers may also call [Provider Services](#) to order paper copies of forms.

Downloadable Forms

Most PA attachments can be downloaded and printed in their original format from the Portal. Many forms are available in fillable PDF and fillable Microsoft Word formats.

Web PA Via the Portal

Certain providers may complete the [PA/RP \(Prior Authorization Request Form, F-11018 \(05/2013\)\)](#) and PA attachments through the Portal. Providers may then print the PA/RP (and in some cases the PA attachment), and send the PA/RP, service-specific PA attachments, and any supporting documentation on paper by mail or fax to ForwardHealth.

Topic #448

Prior Authorization Request Form

The [PA/RP \(Prior Authorization Request Form, F-11018 \(05/2013\)\)](#) is used by ForwardHealth and is mandatory for most providers when requesting PA (prior authorization). The PA/RP serves as the cover page of a PA request.

Providers are required to complete the basic provider, member, and service information on the PA/RP. Each PA request is assigned a unique ten-digit number. ForwardHealth remittance information will report to the provider the PA number used to process the claim for prior authorized services.

Topic #449

Supporting Clinical Documentation

Certain PA (prior authorization) requests may require additional supporting clinical documentation to justify the medical necessity for a service(s). Supporting documentation may include, but is not limited to, X-rays, photographs, a physician's prescription, clinical reports, and other materials related to the member's condition.

All supporting documentation submitted with a PA request must be clearly labeled and identified with the member's name and member identification number. Securely packaged X-rays and dental models will be returned to providers.

Photographs submitted to ForwardHealth as additional supporting clinical documentation for PA requests will not be returned to providers and will be disposed of securely.

Review Process

Topic #450

Clerical Review

The first step of the PA (prior authorization) request review process is the clerical review. The provider, member, diagnosis, and treatment information indicated on the [PA/RF \(Prior Authorization Request Form, F-11018 \(05/2013\)\)](#), [PA/HIAS1 \(Prior Authorization for Hearing Instrument and Audiological Services 1, F-11020 \(05/2013\)\)](#), and [PA/DRF \(Prior Authorization/Dental Request Form, F-11035 \(06/2024\)\)](#) forms is reviewed during the clerical review of the PA request review process. The following are examples of information verified during the clerical review:

- ▮ Billing and/or rendering provider number is correct and corresponds with the provider's name.
- ▮ Provider's name is spelled correctly.
- ▮ Provider is Medicaid-enrolled.
- ▮ Procedure codes with appropriate modifiers, if required, are covered services.
- ▮ Member's name is spelled correctly.
- ▮ Member's identification number is correct and corresponds with the member's name.
- ▮ Member enrollment is verified.
- ▮ All required elements are complete.
- ▮ Forms, attachments, and additional supporting clinical documentation are signed and dated.
- ▮ A current physician's prescription for the service is attached, if required.

Clerical errors and omissions are responsible for the majority of PA requests that are returned to providers for correction or additional information. Since having to return a PA request for corrections or additional information can delay approval and delivery of services to a member, providers should ensure that all clerical information is correctly and completely entered on the PA/RF, PA/DRF, or PA/HIAS1.

If clerical errors are identified, the PA request is returned to the provider for corrections before undergoing a clinical review. One way to reduce the number of clerical errors is to complete and submit PA/RFs through Web PA.

Topic #451

Clinical Review

Upon verifying the completeness and accuracy of clerical items, a PA (prior authorization) request is reviewed to evaluate whether or not each service being requested meets Wisconsin Medicaid's definition of "medically necessary," as well as other criteria.

The PA attachment allows a provider to document the clinical information used to determine whether the standards of medical necessity are met for the requested service. Wisconsin Medicaid considers certain factors when determining whether to approve or deny a PA request pursuant to Wis. Admin. Code § [DHS 107.02\(3\)\(e\)](#).

It is crucial that a provider include adequate information on the PA attachment so that the ForwardHealth consultant performing the clinical review can determine that the service(s) being requested meets all the elements of Wisconsin Medicaid's definition of "medically necessary," including elements that are not strictly medical in nature. Documentation must provide the justification for the service requested specific to the member's current condition and needs. Pursuant to Wis. Admin. Code § [DHS 101.03\(96m\)](#), "medically necessary" is a service under Wis. Admin. Code ch. DHS 107 that meets certain criteria.

Determination of Medical Necessity

The definition of "medically necessary" is a legal definition identifying the standards that must be met for approval of the service. The definition imposes parameters and restrictions that are both medical and nonmedical.

The determination of medical necessity is based on the documentation submitted by the provider. For this reason, it is essential that documentation is submitted completely and accurately and that it provides the justification for the service requested, specific to the member's current condition and needs. To be approved, a PA request must meet all of the standards of medical necessity including those that are not strictly medical in nature.

To determine if a requested service is medically necessary, ForwardHealth consultants obtain direction and/or guidance from multiple resources including:

- | Federal and state statutes
- | Wisconsin Administrative Code
- | PA guidelines set forth by Wisconsin DHS (Department of Health Services)
- | Standards of practice
- | Professional knowledge
- | Scientific literature

Decisions

Topic #424

Approved Requests

PA (Prior authorization) requests are approved for varying periods of time based on the clinical justification submitted. The provider receives a copy of a PA decision notice when a PA request for a service is approved. Providers may then begin providing the approved service on the grant date given.

An approved request means that the requested **service**, not necessarily the code, was approved. For example, a similar procedure code may be substituted for the originally requested procedure code. Providers are encouraged to review approved PA requests to confirm the services authorized and confirm the assigned grant and expiration dates.

Listing Procedure Codes Approved as a Group on the Decision Notice Letter

In certain circumstances, ForwardHealth will approve a PA request for a group of procedure codes with a total quantity approved for the entire group. When this occurs, the quantity approved for the entire group of codes will be indicated with the first procedure code. All of the other approved procedure codes within the group will indicate a quantity of zero.

Providers may submit claims for any combination of the procedure codes in the group up to the approved quantity.

Topic #4724

Communicating Prior Authorization Decisions

ForwardHealth will make a decision regarding a provider's PA (prior authorization) request within 20 working days from the receipt of all the necessary information. After processing the PA request, ForwardHealth will send the provider either a decision notice letter or a returned provider review letter. Providers will receive a decision notice letter for PA requests that were approved, approved with modifications, or denied. Providers will receive a returned provider review letter for PA requests that require corrections or additional information. The decision notice letter or returned provider review letter will clearly indicate what is approved or what correction or additional information ForwardHealth needs to continue adjudicating the PA request.

Providers submitting PA requests via the ForwardHealth Portal will receive a decision notice letter or returned provider review letter via the Portal.

If the provider submitted a PA request via [mail](#) or [fax](#) and the provider has a Portal account, the decision notice letter or returned provider review letter will be sent to the provider via the Portal, as well as by mail.

If the provider submitted a paper PA request via mail or fax and does not have a Portal account, the decision notice letter or returned provider review letter will be sent to the address indicated in the provider's file as their PA address (or to the physical address if there is no PA address on file), **not** to the address the provider wrote on the PA request.

The decision notice letter or returned provider review letter will not be faxed back to providers who submitted their paper PA request via fax. Providers who submitted their paper PA request via fax will receive the decision notice letter or returned provider letter via mail.

Topic #5038

Correcting Returned Prior Authorization Requests and Request Amendments on the Portal

If a provider received a returned provider review letter or an amendment provider review letter, they will be able to correct the errors identified on the returned provider review letter directly on the ForwardHealth Portal. Once the provider has corrected the error(s), the provider can resubmit the PA (prior authorization) request or amendment request via the Portal to ForwardHealth for processing. When correcting errors, providers only need to address the items identified in the returned provider review letter or the amendment provider review letter. Providers are not required to resubmit PA information already submitted to ForwardHealth.

Topic #5037

Decision Notice Letters and Returned Provider Review Letters on the Portal

Providers can view PA (prior authorization) decision notices and provider review letters via the secure area of the ForwardHealth Portal. PA decision notices and provider review letters can be viewed when the PA is selected on the Portal.

Note: The PA decision notice or the provider review letter will not be available until the day after the PA request is processed by ForwardHealth.

Topic #425

Denied Requests

When a PA (prior authorization) request is denied, both the provider and the member are notified. The provider receives a PA decision notice, including the reason for PA denial. The member receives a [Notice of Appeal Rights](#) letter that includes a brief statement of the reason PA was denied and information about their right to a fair hearing. Only the **member, or authorized person acting on behalf of the member**, can appeal the denial.

Providers may call [Provider Services](#) for clarification of why a PA request was denied.

Providers are required to discuss a denied PA request with the member and are encouraged to help the member understand the reason the PA request was denied.

Providers have three options when a PA request is denied:

- 1 Not provide the service.
- 1 Submit a **new** PA request. Providers are required to submit a copy of the original denied PA request and additional supporting clinical documentation and medical justification along with a new [PA/RF \(Prior Authorization Request Form, F-11018 \(05/2013\)\)](#), [PA/DRF \(Prior Authorization/Dental Request Form, F-11035 \(06/2024\)\)](#), or [PA/HIAS1 \(Prior Authorization for Hearing Instrument and Audiological Services 1, F-11020 \(05/2013\)\)](#).
- 1 Provide the service as a noncovered service.

If the member does not appeal the decision to deny the PA request or appeals the decision but the decision is upheld and the member chooses to receive the service anyway, the member may choose to receive the service(s) as a [noncovered service](#).

Sample Notice of Appeal Rights Letter

<Month DD, CCYY>
 <sequence number>
 <RecipName> Member Identification Number:
 <RecipAddressLine1> <XXX-XX-XXXXXX>
 <RecipAddressLine2> Local County or Tribal Agency
 <RecipCity> <RecipStateZip> Telephone Number: <AgencyPhone>

<PROGRAM NAME> Notice of Appeal Rights

Appeal Date: <AppealDate>

In <PROGRAM NAME>, certain services and products must be reviewed and approved before payment can be made for them. This review process is called prior authorization (PA). The purposes of this letter are to notify you that <PROGRAM NAME> has either denied or modified a request for prior authorization of a service or product that was submitted on your behalf and to inform you of your right to appeal that decision.

Your provider <ProviderName> requested prior authorization for the following service(s):

Service Code	Modifier	Service Description	Unit	Dollar
XXXXXXXXXXXX	XX XX XX XX	XXXXXXXXXXXXXXXXXXXXXXXXXXXX XXXXXXXXXXXXXXXXXXXXXXXXXXXX XXXXXXXXXXXXXXXXXXXXXXXXXXXX	XXXXXX.XX	XXXXXX.XX
XXXXXXXXXXXX	XX XX XX XX	XXXXXXXXXXXXXXXXXXXXXXXXXXXX XXXXXXXXXXXXXXXXXXXXXXXXXXXX XXXXXXXXXXXXXXXXXXXXXXXXXXXX	XXXXXX.XX	XXXXXX.XX

<ServiceNN>

That prior authorization request, PA number <PANumber>, was reviewed by <PROGRAM NAME> medical consultants. Based on that review, the following services have been denied or modified as follows.

Denied Services

Service Code	Modifier	Service Description	Unit	Dollar
XXXXXXXXXXXX	XX XX XX XX	XXXXXXXXXXXXXXXXXXXXXXXXXXXX XXXXXXXXXXXXXXXXXXXXXXXXXXXX XXXXXXXXXXXXXXXXXXXXXXXXXXXX	XXXXX.XX	XXXXX.XX
XXXXXXXXXXXX	XX XX XX XX	XXXXXXXXXXXXXXXXXXXXXXXXXXXX XXXXXXXXXXXXXXXXXXXXXXXXXXXX XXXXXXXXXXXXXXXXXXXXXXXXXXXX	XXXXX.XX	XXXXX.XX

<DeniedServiceNN>

Modified Services

Service Code	Modifier	Service Description	Unit	Dollar
XXXXXXXXXXXX	XX XX XX XX	XXXXXXXXXXXXXXXXXXXXXXXXXXXX XXXXXXXXXXXXXXXXXXXXXXXXXXXX XXXXXXXXXXXXXXXXXXXXXXXXXXXX	XXXXX.XX	XXXXX.XX
XXXXXXXXXXXX	XX XX XX XX	XXXXXXXXXXXXXXXXXXXXXXXXXXXX XXXXXXXXXXXXXXXXXXXXXXXXXXXX XXXXXXXXXXXXXXXXXXXXXXXXXXXX	XXXXX.XX	XXXXX.XX

<ModifiedServiceNN>

<PROGRAM NAME>'s denial or modification of the services requested was made for the following reasons:

(Denial/modify code(s) will be inserted here)

<PROGRAM NAME> bases its decisions on criteria found in the Wisconsin Administrative Code. <PROGRAM NAME> may modify or deny a prior authorization request if one or more of the criteria are not supported by documentation submitted by your provider. The specific regulation(s) that supports the reason for the denial/modification of your provider's request for services is found in the following Wisconsin Administrative Code:

(Wis. Admin. Code Regulation(s) will be inserted here)

We have sent your provider the denied/modified prior authorization request. We encourage you to contact <Provider Name> to review the prior authorization request and the reasons for the decision.

Your Rights and Responsibilities

You or your designated representative may appeal this decision in accordance with state and federal law within <RecipientDays> days. To file an appeal, you may do one of the following:

- 1) Call your local county or tribal agency at the telephone number listed on the first page of this letter for an appeal form and/or assistance in completing it.
- 2) Write a letter requesting an appeal to the Division of Hearings and Appeals at the following address:

Division of Hearings and Appeals
Department of Administration
PO Box 7875
Madison WI 53707-7875

The appeal form or letter should include all of the following:

- The name, address, and telephone number of the <PROGRAM NAME> member for whom the appeal is being made.
- The member identification number.
- The prior authorization number <PANumber> of the denied/modified request.
- The reason you think the denial or modification of the prior authorization is wrong.

REMEMBER: You must mail or deliver your appeal to your local county or tribal agency or the Division of Hearings and Appeals so it is received by the <RecipientDays>-day deadline, which is <AppealDate>.

You will lose your right to an appeal if your request to appeal is not received by the local county or tribal agency or the Division of Hearings and Appeals by <AppealDate>.

If you file an appeal, you may expect the following to occur:

- The state Division of Health Care Access and Accountability will be required to explain, in writing, the reason(s) for the denial or modification of the services your provider requested. This explanation will be mailed to you.
- The Division of Hearings and Appeals will schedule a hearing to consider your appeal and will notify you of the time and place by mail. Hearings are generally held at your local county or tribal agency. You may want to ask your local county or tribal agency if there is free legal help available in your area.
- At that hearing, you (or you may choose a friend, relative, attorney, provider, etc., to represent you) will have an opportunity to explain your need for the service to a hearing officer. Division of Health Care Access and Accountability staff may also appear in person or participate by telephone.
- Based on all the information available, the hearing officer will make a decision on your appeal, notify you of the decision by mail, and advise you of any additional appeal rights.

Whether or not you appeal, <PROGRAM NAME> will pay for any services it has approved. After the hearing officer makes a decision on your appeal, <PROGRAM NAME> will continue to pay for the approved services plus any additional services the hearing officer directs <PROGRAM NAME> to pay.

If you need information about accommodation for a disability or for language translation, please call 1-608-266-3096 (voice) or 1-608-264-9853 (TTY) immediately so arrangements can be made. The staff at these numbers will not be able to provide you with information about the reasons for Wisconsin <PROGRAM NAME>'s decision to deny or modify the prior authorization request. These telephone numbers at the Division of Hearings and Appeals should only be used for questions about the hearing process.

F-11194 (10/08)

Topic #426

Modified Requests

Modification is a change in the services originally requested on a PA (prior authorization) request. Modifications could include, but are not limited to, either of the following:

- ┆ The authorization of a procedure code different than the one originally requested.
- ┆ A change in the frequency or intensity of the service requested.

When a PA request is modified, both the provider and the member are notified. The provider will be sent a decision notice letter. The decision notice letter will clearly indicate what is approved or what correction or additional information is needed to continue adjudicating the PA request. The member receives a [Notice of Appeal Rights](#) letter that includes a brief statement of the reason PA was modified and information on their right to a fair hearing. Only the **member, or authorized person acting on behalf of the member**, can appeal the modification.

Providers are required to discuss with the member the reasons a PA request was modified.

Providers have the following options when a PA request is approved with modification:

- ┆ Provide the service as authorized.
- ┆ Submit a request to amend the modified PA request. Additional supporting clinical documentation and medical justification must be included.
- ┆ Not provide the service.
- ┆ Provide the service as originally requested as a noncovered service.

If the member does not appeal the decision to modify the PA request or appeals the decision but the decision is upheld and the member chooses to receive the originally requested service anyway, the member may choose to receive the service(s) as a [noncovered service](#).

Providers may call [Provider Services](#) for clarification of why a PA request was modified.

Sample Notice of Appeal Rights Letter

<Month DD, CCYY>
 <sequence number>
 <RecipName> Member Identification Number:
 <RecipAddressLine1> <XXX-XX-XXXXXX>
 <RecipAddressLine2> Local County or Tribal Agency
 <RecipCity> <RecipStateZip> Telephone Number: <AgencyPhone>

<PROGRAM NAME> Notice of Appeal Rights

Appeal Date: <AppealDate>

In <PROGRAM NAME>, certain services and products must be reviewed and approved before payment can be made for them. This review process is called prior authorization (PA). The purposes of this letter are to notify you that <PROGRAM NAME> has either denied or modified a request for prior authorization of a service or product that was submitted on your behalf and to inform you of your right to appeal that decision.

Your provider <ProviderName> requested prior authorization for the following service(s):

Service Code	Modifier	Service Description	Unit	Dollar
XXXXXXXXXXXX	XX XX XX XX	XXXXXXXXXXXXXXXXXXXXXXXXXXXX XXXXXXXXXXXXXXXXXXXXXXXXXXXX XXXXXXXXXXXXXXXXXXXXXXXXXXXX	XXXXX.XX	XXXXX.XX
XXXXXXXXXXXX	XX XX XX XX	XXXXXXXXXXXXXXXXXXXXXXXXXXXX XXXXXXXXXXXXXXXXXXXXXXXXXXXX XXXXXXXXXXXXXXXXXXXXXXXXXXXX	XXXXX.XX	XXXXX.XX

<ServiceNN>

That prior authorization request, PA number <PANumber>, was reviewed by <PROGRAM NAME> medical consultants. Based on that review, the following services have been denied or modified as follows.

Denied Services

Service Code	Modifier	Service Description	Unit	Dollar
XXXXXXXXXXXX	XX XX XX XX	XXXXXXXXXXXXXXXXXXXXXXXXXXXX XXXXXXXXXXXXXXXXXXXXXXXXXXXX XXXXXXXXXXXXXXXXXXXXXXXXXXXX	XXXXX.XX	XXXXX.XX
XXXXXXXXXXXX	XX XX XX XX	XXXXXXXXXXXXXXXXXXXXXXXXXXXX XXXXXXXXXXXXXXXXXXXXXXXXXXXX XXXXXXXXXXXXXXXXXXXXXXXXXXXX	XXXXX.XX	XXXXX.XX

<DeniedServiceNN>

Modified Services

Service Code	Modifier	Service Description	Unit	Dollar
XXXXXXXXXXXX	XX XX XX XX	XXXXXXXXXXXXXXXXXXXXXXXXXXXX XXXXXXXXXXXXXXXXXXXXXXXXXXXX XXXXXXXXXXXXXXXXXXXXXXXXXXXX	XXXXX.XX	XXXXX.XX
XXXXXXXXXXXX	XX XX XX XX	XXXXXXXXXXXXXXXXXXXXXXXXXXXX XXXXXXXXXXXXXXXXXXXXXXXXXXXX XXXXXXXXXXXXXXXXXXXXXXXXXXXX	XXXXX.XX	XXXXX.XX

XXXXXXXXXXXXXXXXXXXXXXXXXXXX

<ModifiedServiceNN>

<PROGRAM NAME>'s denial or modification of the services requested was made for the following reasons:

(Denial/modify code(s) will be inserted here)

<PROGRAM NAME> bases its decisions on criteria found in the Wisconsin Administrative Code. <PROGRAM NAME> may modify or deny a prior authorization request if one or more of the criteria are not supported by documentation submitted by your provider. The specific regulation(s) that supports the reason for the denial/modification of your provider's request for services is found in the following Wisconsin Administrative Code:

(Wis. Admin. Code Regulation(s) will be inserted here)

We have sent your provider the denied/modified prior authorization request. We encourage you to contact <Provider Name> to review the prior authorization request and the reasons for the decision.

Your Rights and Responsibilities

You or your designated representative may appeal this decision in accordance with state and federal law within <RecipientDays> days. To file an appeal, you may do one of the following:

- 1) Call your local county or tribal agency at the telephone number listed on the first page of this letter for an appeal form and/or assistance in completing it.
- 2) Write a letter requesting an appeal to the Division of Hearings and Appeals at the following address:

Division of Hearings and Appeals
Department of Administration
PO Box 7875
Madison WI 53707-7875

The appeal form or letter should include all of the following:

- The name, address, and telephone number of the <PROGRAM NAME> member for whom the appeal is being made.
- The member identification number.
- The prior authorization number <PAnumber> of the denied/modified request.
- The reason you think the denial or modification of the prior authorization is wrong.

REMEMBER: You must mail or deliver your appeal to your local county or tribal agency or the Division of Hearings and Appeals so it is received by the <RecipientDays>-day deadline, which is <AppealDate>.

You will lose your right to an appeal if your request to appeal is not received by the local county or tribal agency or the Division of Hearings and Appeals by <AppealDate>.

If you file an appeal, you may expect the following to occur:

- The state Division of Health Care Access and Accountability will be required to explain, in writing, the reason(s) for the denial or modification of the services your provider requested. This explanation will be mailed to you.
- The Division of Hearings and Appeals will schedule a hearing to consider your appeal and will notify you of the time and place by mail. Hearings are generally held at your local county or tribal agency. You may want to ask your local county or tribal agency if there is free legal help available in your area.

- At that hearing, you (or you may choose a friend, relative, attorney, provider, etc., to represent you) will have an opportunity to explain your need for the service to a hearing officer. Division of Health Care Access and Accountability staff may also appear in person or participate by telephone.
- Based on all the information available, the hearing officer will make a decision on your appeal, notify you of the decision by mail, and advise you of any additional appeal rights.

Whether or not you appeal, <PROGRAM NAME> will pay for any services it has approved. After the hearing officer makes a decision on your appeal, <PROGRAM NAME> will continue to pay for the approved services plus any additional services the hearing officer directs <PROGRAM NAME> to pay.

If you need information about accommodation for a disability or for language translation, please call 1-608-266-3096 (voice) or 1-608-264-9853 (TTY) immediately so arrangements can be made. The staff at these numbers will not be able to provide you with information about the reasons for Wisconsin <PROGRAM NAME>'s decision to deny or modify the prior authorization request. These telephone numbers at the Division of Hearings and Appeals should only be used for questions about the hearing process.

F-11194 (10/08)

Topic #4737

Returned Provider Review Letter Response Time

Thirty Days to Respond to the Returned Provider Review Letter

ForwardHealth must receive the provider's response within 30 calendar days of the date on the returned provider review letter, whether the letter was sent to the provider by mail or through the ForwardHealth Portal. If the provider's response is received within 30 calendar days, ForwardHealth still considers the original receipt date on the PA (prior authorization) request when authorizing a grant date for the PA.

If a provider needs more than 30 days to submit the requested information, providers can request an extension by submitting a letter that explains why more time is needed to gather and submit the additional information requested. The letter seeking an extension must be submitted within the initial 30 calendar days of receiving the returned provider review letter.

Instructions for how to submit the letter can be found in the [ForwardHealth Provider Portal Prior Authorization User Guide](#). If a provider wants to submit the letter via mail or fax, the provider must ensure it is received within the 30 days. While mailed or faxed letters are accepted, providers are encouraged to submit the letter via electronic upload.

Providers will be notified in a manner similar to how they submitted their letter, and the new deadline will be included in that notification. Providers who mail their submissions will receive a notification in the mail. Providers who electronically upload their submission will receive a notification in the Portal, etc.

If ForwardHealth does not receive the provider's response within 30 calendar days of the date the returned provider review letter was sent, the PA status becomes inactive and the provider is required to submit a new PA request. This results in a later grant date if the PA request is approved. Providers will not be notified when their PA request status changes to inactive, but this information will be available on the Portal and through [WiCall](#).

If ForwardHealth receives additional information from the provider after the 30-day deadline has passed, a letter will be sent to the provider stating that the PA request is inactive and the provider is required to submit a new PA request.

Topic #427

Returned Requests

A PA (prior authorization) request may be returned to the provider when forms are incomplete, inaccurate, or additional clinical information or corrections are needed. When this occurs, the provider will be sent a provider review letter.

Returned Provider Review Letter

The returned provider review letter will indicate the PA number assigned to the request and will specify corrections or additional information needed on the PA request. Providers are required to make the corrections or supply the requested information in the space provided on the letter or attach additional information to the letter before mailing the letter to ForwardHealth. Providers can also correct PAs that have been placed in returned provider review status in the ForwardHealth Portal.

If providers require more than 30 days submit corrections or required additional information, they can request an extension by submitting a letter that explains why more time is needed. The letter requesting an extension must be submitted within the initial 30 calendar days of receiving the returned provider review letter.

Instructions for how to submit the letter can be found in the [ForwardHealth Provider Portal Prior Authorization User Guide](#). If a provider wants to submit the letter via mail or fax, the provider must ensure it is received within the 30 days. While mailed or faxed letters are accepted, providers are encouraged to submit the letter via electronic upload.

Providers will be notified in a manner similar to how they submitted their letter, and the new deadline will be included in that notification. Providers who mail their submissions will receive a notification in the mail. Providers who electronically upload their submission will receive a notification in the Portal, etc.

The provider's paper documents submitted with the PA request will not be returned to the provider when corrections or additional information are needed; however, X-rays and dental models will be returned once the PA is finalized.

Photographs submitted to ForwardHealth as additional supporting clinical documentation for PA requests will not be returned to providers and will be disposed of securely.

Therefore, providers are required to make a copy of their PA requests (including attachments and any supplemental information) before mailing the requests to ForwardHealth. The provider is required to have a copy on file for reference purposes if more information is required about the PA request.

Note: When changing or correcting the PA request, providers are reminded to revise or update the documentation retained in their records.

Follow-Up to Decisions

Topic #4738

Amendment Decisions

ForwardHealth will make a decision regarding a provider's amendment request within 20 working days from the receipt of all the necessary information. The method ForwardHealth will use to communicate decisions regarding PA (prior authorization) amendment requests will depend on how the **PA request** was originally submitted (not how the amendment request was submitted) and whether the provider has a ForwardHealth Portal account:

- ┆ If the PA request was originally submitted via the Portal, the decision notice letter or returned amendment provider review letter will be sent to the provider via the Portal.
- ┆ If the PA request was originally submitted via mail or fax and the provider has a Portal account, the decision notice letter or returned amendment provider review letter will be sent to the provider via the Portal, as well as by mail.
- ┆ If the PA request was originally submitted via mail or fax and the provider does **not** have a Portal account, the decision notice letter or returned amendment provider review letter will be sent by mail to the address indicated in the provider's file as their PA address (or to the physical address if there is no PA address on file), **not** to the address the provider wrote on the PA request or amendment request.

Topic #431

Amendments

Providers are required to use the [Prior Authorization Amendment Request \(F-11042 \(07/2012\)\)](#) form to amend an approved or modified PA (prior authorization) request.

ForwardHealth does not accept a paper amendment request submitted on anything other than the Prior Authorization Amendment Request form. The Prior Authorization Amendment Request form may be submitted through the [Portal](#), by [mail](#) or by [fax](#). If ForwardHealth receives a PA amendment on a previous version of the Prior Authorization Amendment Request form, a letter will be sent to the provider stating that the provider is required to submit a new PA amendment request using the proper form.

Providers may request an amendment to an approved or modified PA request to:

- ┆ Temporarily modify a member's frequency of a service when there is a short-term change in their medical condition.
- ┆ Change the rendering provider information when the billing provider remains the same.
- ┆ Change the member's ForwardHealth identification number.
- ┆ Add or change a procedure code.

Note: ForwardHealth recommends that, under most circumstances, providers should enddate the current PA request and submit a new one if there is a significant, long-term change in services required.

Topic #432

Appeals

If a PA (prior authorization) request is denied or modified by ForwardHealth, only a member, or authorized person acting on

behalf of the member, may file an appeal with the DHA (Division of Hearings and Appeals). Decisions that may be appealed include the following:

- ┆ Denial or modification of a PA request
- ┆ Denial of a retroactive authorization for a service

The member is required to file an appeal within 45 days of the date of the [Notice of Appeal Rights](#).

To file an appeal, members may complete and submit a [Request for Fair Hearing \(DHA-28 \(08/09\)\)](#) form.

Though providers cannot file an appeal, they are encouraged to remain in contact with the member during the appeal process. Providers may offer the member information necessary to file an appeal and help present their case during a fair hearing.

Fair Hearing Upholds ForwardHealth's Decision

If the hearing decision upholds the decision to deny or modify a PA request, the DHA notifies the member and ForwardHealth in writing. The member may choose to receive the service (or in the case of a modified PA request, the originally requested service) as a noncovered service, not receive the service at all, or appeal the decision.

Fair Hearing Overturns ForwardHealth's Decision

If the hearing decision overturns the decision to deny or modify the PA request, the DHA notifies ForwardHealth and the member. The letter includes instructions for the provider and for ForwardHealth.

If the DHA letter instructs the provider to submit a claim for the service, the provider should submit the following to ForwardHealth after the service has been performed:

- ┆ A paper claim with "HEARING DECISION ATTACHED" written in red ink at the top of the claim
- ┆ A copy of the hearing decision
- ┆ A copy of the denied PA request

Providers are required to submit claims with hearing decisions to the following address:

ForwardHealth
Specialized Research
Ste 50
313 Blettner Blvd
Madison WI 53784

Claims with hearing decisions sent to any other address may not be processed appropriately.

If the DHA letter instructs the provider to submit a new PA request, the provider is required to submit the **new** PA request along with a copy of the hearing decision to the PA Unit at the following address:

ForwardHealth
Prior Authorization
Ste 88
313 Blettner Blvd
Madison WI 53784

ForwardHealth will then approve the PA request with the revised process date. The provider may then submit a claim following the usual claims submission procedures after providing the service(s).

Financial Responsibility

If the member asks to receive the service **before** the hearing decision is made, the provider is required to notify the member before rendering the service that the member will be responsible for payment if the decision to deny or modify the PA request is upheld.

If the member accepts responsibility for payment of the service before the hearing decision is made, and if the appeal decision **upholds** the decision to deny or modify the PA request, the provider [may collect payment from the member](#) if certain conditions are met.

If the member accepts responsibility for payment of the service before the hearing decision is made, and if the appeal decision **overturns** the decision to deny or modify a PA request, the provider may submit a claim to ForwardHealth. If the provider collects payment from the member for the service before the appeal decision is overturned, the provider is required to refund the member for the **entire** amount of payment received from the member after the provider receives Medicaid's reimbursement.

Wisconsin Medicaid does not directly reimburse members.

Sample Notice of Appeal Rights Letter

<Month DD, CCYY>	
<sequence number>	
<RecipName>	Member Identification Number:
<RecipAddressLine1>	<XXX-XX-XXXXXX>
<RecipAddressLine2>	Local County or Tribal Agency
<RecipCity> <RecipStateZip>	Telephone Number: <AgencyPhone>

<PROGRAM NAME> Notice of Appeal Rights

Appeal Date: <AppealDate>

In <PROGRAM NAME>, certain services and products must be reviewed and approved before payment can be made for them. This review process is called prior authorization (PA). The purposes of this letter are to notify you that <PROGRAM NAME> has either denied or modified a request for prior authorization of a service or product that was submitted on your behalf and to inform you of your right to appeal that decision.

Your provider <ProviderName> requested prior authorization for the following service(s):

Service Code	Modifier	Service Description	Unit	Dollar
XXXXXXXXXXXX	XX XX XX XX	XXXXXXXXXXXXXXXXXXXXXXXXXXXX XXXXXXXXXXXXXXXXXXXXXXXXXXXX XXXXXXXXXXXXXXXXXXXXXXXXXXXX	XXXXX.XX	XXXXX.XX
XXXXXXXXXXXX	XX XX XX XX	XXXXXXXXXXXXXXXXXXXXXXXXXXXX XXXXXXXXXXXXXXXXXXXXXXXXXXXX XXXXXXXXXXXXXXXXXXXXXXXXXXXX	XXXXX.XX	XXXXX.XX

<ServiceNN>

That prior authorization request, PA number <PANumber>, was reviewed by <PROGRAM NAME> medical consultants. Based on that review, the following services have been denied or

modified as follows.

Denied Services

Service Code	Modifier	Service Description	Unit	Dollar
XXXXXXXXXXXX	XX XX XX XX	XXXXXXXXXXXXXXXXXXXXXXXXXXXX XXXXXXXXXXXXXXXXXXXXXXXXXXXX XXXXXXXXXXXXXXXXXXXXXXXXXXXX	XXXXX.XX	XXXXX.XX
XXXXXXXXXXXX	XX XX XX XX	XXXXXXXXXXXXXXXXXXXXXXXXXXXX XXXXXXXXXXXXXXXXXXXXXXXXXXXX XXXXXXXXXXXXXXXXXXXXXXXXXXXX	XXXXX.XX	XXXXX.XX

<DeniedServiceNN>

Modified Services

Service Code	Modifier	Service Description	Unit	Dollar
XXXXXXXXXXXX	XX XX XX XX	XXXXXXXXXXXXXXXXXXXXXXXXXXXX XXXXXXXXXXXXXXXXXXXXXXXXXXXX XXXXXXXXXXXXXXXXXXXXXXXXXXXX	XXXXX.XX	XXXXX.XX
XXXXXXXXXXXX	XX XX XX XX	XXXXXXXXXXXXXXXXXXXXXXXXXXXX XXXXXXXXXXXXXXXXXXXXXXXXXXXX XXXXXXXXXXXXXXXXXXXXXXXXXXXX	XXXXX.XX	XXXXX.XX

<ModifiedServiceNN>

<PROGRAM NAME>'s denial or modification of the services requested was made for the following reasons:

(Denial/modify code(s) will be inserted here)

<PROGRAM NAME> bases its decisions on criteria found in the Wisconsin Administrative Code. <PROGRAM NAME> may modify or deny a prior authorization request if one or more of the criteria are not supported by documentation submitted by your provider. The specific regulation(s) that supports the reason for the denial/modification of your provider's request for services is found in the following Wisconsin Administrative Code:

(Wis. Admin. Code Regulation(s) will be inserted here)

We have sent your provider the denied/modified prior authorization request. We encourage you to contact <Provider Name> to review the prior authorization request and the reasons for the decision.

Your Rights and Responsibilities

You or your designated representative may appeal this decision in accordance with state and federal law within <RecipientDays> days. To file an appeal, you may do one of the following:

- 1) Call your local county or tribal agency at the telephone number listed on the first page of this letter for an appeal form and/or assistance in completing it.
- 2) Write a letter requesting an appeal to the Division of Hearings and Appeals at the following address:

Division of Hearings and Appeals
Department of Administration

PO Box 7875
Madison WI 53707-7875

The appeal form or letter should include all of the following:

- The name, address, and telephone number of the <PROGRAM NAME> member for whom the appeal is being made.
- The member identification number.
- The prior authorization number <PANumber> of the denied/modified request.
- The reason you think the denial or modification of the prior authorization is wrong.

REMEMBER: You must mail or deliver your appeal to your local county or tribal agency or the Division of Hearings and Appeals so it is received by the <RecipientDays>-day deadline, which is <AppealDate>.

You will lose your right to an appeal if your request to appeal is not received by the local county or tribal agency or the Division of Hearings and Appeals by <AppealDate>.

If you file an appeal, you may expect the following to occur:

- The state Division of Health Care Access and Accountability will be required to explain, in writing, the reason(s) for the denial or modification of the services your provider requested. This explanation will be mailed to you.
- The Division of Hearings and Appeals will schedule a hearing to consider your appeal and will notify you of the time and place by mail. Hearings are generally held at your local county or tribal agency. You may want to ask your local county or tribal agency if there is free legal help available in your area.
- At that hearing, you (or you may choose a friend, relative, attorney, provider, etc., to represent you) will have an opportunity to explain your need for the service to a hearing officer. Division of Health Care Access and Accountability staff may also appear in person or participate by telephone.
- Based on all the information available, the hearing officer will make a decision on your appeal, notify you of the decision by mail, and advise you of any additional appeal rights.

Whether or not you appeal, <PROGRAM NAME> will pay for any services it has approved. After the hearing officer makes a decision on your appeal, <PROGRAM NAME> will continue to pay for the approved services plus any additional services the hearing officer directs <PROGRAM NAME> to pay.

If you need information about accommodation for a disability or for language translation, please call 1-608-266-3096 (voice) or 1-608-264-9853 (TTY) immediately so arrangements can be made. The staff at these numbers will not be able to provide you with information about the reasons for Wisconsin <PROGRAM NAME>'s decision to deny or modify the prior authorization request. These telephone numbers at the Division of Hearings and Appeals should only be used for questions about the hearing process.

F-11194 (10/08)

Topic #1106

Enddating

Providers are required to use the [Prior Authorization Amendment Request \(F-11042 \(07/2012\)\)](#) to enddate most PA (prior authorization) requests. ForwardHealth does not accept requests to enddate a PA request for any service, except drugs, on anything other than the Prior Authorization Amendment Request. PA for drugs may be enddated by using STAT-PA (Specialized Transmission Approval Technology-Prior Authorization), in addition to submitting a Prior Authorization Amendment Request.

Providers may submit a Prior Authorization Amendment Request on the ForwardHealth Portal, or by fax or mail.

If a request to enddate a PA is not submitted on the Prior Authorization Amendment Request, a letter will be sent to the provider stating that the provider is required to submit the request using the proper forms.

Examples of when a PA request should be enddated include the following:

- ┆ A member chooses to discontinue receiving prior authorized services.
- ┆ A provider chooses to discontinue delivering prior authorized services.

Examples of when a PA request should be enddated and a new PA request should be submitted include the following:

- ┆ There is an interruption in a member's continual care services.
- ┆ There is a change in the member's condition that warrants a long-term change in services required.
- ┆ The service(s) is no longer medically necessary.

Topic #4739

Returned Amendment Provider Review Letter

If the amendment request needs correction or additional information, a returned amendment provider review letter will be sent. The letter will show how the PA (prior authorization) appears currently in the system, and providers are required to respond by correcting errors identified on the letter. Providers are required to make the corrections or supply the requested information in the space provided on the letter or attach additional information to the letter before mailing the letter to ForwardHealth. Providers can also correct an amendment request that has been placed in returned provider review status in the ForwardHealth Portal.

ForwardHealth must receive the provider's response within 30 calendar days of the date the returned amendment provider review letter was sent. If a provider requires more than 30 days to provide the corrections or additional required information, they can request an extension by submitting a letter that explains why more time is needed. The letter must be submitted via mail, fax, or electronic upload within the initial 30 calendar days of receiving the returned provider review letter.

Instructions for how to submit the letter can be found in the [ForwardHealth Provider Portal Prior Authorization User Guide](#). If a provider wants to submit the letter via mail or fax, the provider must ensure it is received within the 30 days. While mailed or faxed letters are accepted, providers are encouraged to submit the letter via electronic upload.

Providers will be notified in a manner similar to how they submitted their letter, and the new deadline will be included in that notification. Providers who mail their submissions will receive a notification in the mail. Providers who electronically upload their submission will receive a notification in the Portal, etc.

After 30 days without a response, submission of the PA request or request for an extension, the amendment request status becomes inactive, and the provider is required to submit a new amendment request. The ForwardHealth interChange system will continue to use the original approved PA request for processing claims.

The provider's paper documents submitted with the amendment request will not be returned to the provider when corrections or additional information are needed; however, X-rays and dental models will be returned once the amendment request is finalized.

Photographs submitted to ForwardHealth as additional supporting clinical documentation for PA requests will not be returned to providers and will be disposed of securely.

Therefore, providers are required to make a copy of their amendment requests (including attachments and any supplemental information) before mailing the requests to ForwardHealth. The provider is required to have a copy on file for reference purposes if ForwardHealth requires more information about the amendment request.

Note: When changing or correcting the amendment request, providers are reminded to revise or update the documentation retained in their records.

Topic #5039

Searching for Previously Submitted Prior Authorization Requests on the Portal

Providers will be able to search for all previously submitted PA (prior authorization) requests, regardless of how the PA was initially submitted. If the provider knows the PA number, they can enter the number to retrieve the PA information. If the provider does not know the PA number, they can search for a PA by entering information in one or more of the following fields:

- | Member identification number
- | Requested start date
- | Prior authorization status
- | Amendment status

If the provider does not search by any of the information above, providers will retrieve all their PA requests submitted to ForwardHealth.

Situations Requiring New Requests

Topic #452

Change in Billing Providers

Providers are required to submit a new PA (prior authorization) request when there is a change in billing providers. A new PA request must be submitted with the new billing provider's name and billing provider number. The expiration date of the PA request will remain the same as the original PA request.

Typically, as no more than one PA request is allowed for the same member, the same service(s), and the same dates, the new billing provider is required to send the following to ForwardHealth's PA Unit:

- | A copy of the existing PA request, if possible
- | A new PA request, including the required attachments and supporting documentation indicating the new billing provider's name and address and billing provider number
- | A letter requesting the end-dating of the existing PA request (may be a photocopy) attached to each PA request with the following information:
 - | The previous billing provider's name and billing provider number, if known
 - | The new billing provider's name and billing provider number
 - | The reason for the change of billing provider (The provider may want to confer with the member to verify that the services by the previous provider have ended. The new billing provider may include this verification in the letter.)
 - | The requested effective date of the change

Topic #453

Examples

Examples of when a new PA (prior authorization) request must be submitted include the following:

- | A provider's billing provider changes.
- | A member requests a provider change that results in a change in billing providers.
- | A member's enrollment status changes and there is not a valid PA on file for the member's current plan (BadgerCare Plus, Medicaid).

If the **rendering** provider indicated on the PA request changes but the **billing** provider remains the same, the PA request remains valid and a new PA request does **not** need to be submitted.

Topic #454

Services Not Performed Before Expiration Date

Generally, a new PA (prior authorization) request with a new requested start date must be submitted to ForwardHealth if the amount or quantity of prior authorized services is not used by the expiration date of the PA request and the service is still medically necessary.

Member Eligibility Changes

Topic #443

Loss of Enrollment During Treatment

Some covered services consist of sequential treatment steps, meaning more than one office visit or service is required to complete treatment.

In most cases, if a member loses enrollment midway through treatment, or at any time between the grant and end dates, Wisconsin Medicaid will **not** reimburse services (including prior authorized services) provided during an enrollment lapse. Providers should not assume Wisconsin Medicaid covers completion of services after the member's enrollment has been terminated.

To avoid potential reimbursement problems when a member loses enrollment during treatment, providers should follow these procedures:

- 1 Ask to see the member's ForwardHealth identification card to verify the member's enrollment or consult Wisconsin's EVS (Enrollment Verification System) before the services are provided at each visit.
- 1 When the PA (prior authorization) request is approved, verify that the member is still enrolled and eligible to receive the service before providing it. An approved PA request does not guarantee payment and is subject to the enrollment of the member.

Members are financially responsible for any services received after their enrollment has ended. If the member wishes to continue treatment, it is a decision between the provider and the member whether the service should be given and how payment will be made for the service.

To avoid misunderstandings, providers should remind members that they are financially responsible for any continued care after their enrollment ends.

Topic #444

Retroactive Disenrollment From State-Contracted MCOs

Occasionally, a service requiring fee-for-service PA (prior authorization) is performed during a member's enrollment period in a state-contracted MCO (managed care organization). After the service is provided, and it is determined that the member should be retroactively disenrolled from the MCO, the member's enrollment is changed to fee-for-service for the DOS (date of service). The member is continuously eligible for BadgerCare Plus or Wisconsin Medicaid but has moved from MCO enrollment to fee-for-service status.

In this situation, the state-contracted MCO would deny the claim because the member was not enrolled on the DOS. Fee-for-service would also deny the claim because PA was not obtained.

Providers may take the following steps to obtain reimbursement in this situation:

- 1 For a service requiring PA for fee-for-service members, the provider is required to submit a retroactive PA request. For a PA request submitted on paper, indicate "RETROACTIVE FEE-FOR-SERVICE" along with a written description of the

service requested/provided under "Description of Service." Also indicate the actual date(s) the service(s) was provided. For a PA request submitted via the ForwardHealth Portal, indicate "RETROACTIVE FEE-FOR-SERVICE" along with a description of the service requested/provided under the "Service Code Description" field or include additional supporting documentation. Also indicate the actual date(s) the service(s) was provided.

- 1 If the PA request is approved, the provider is required to follow fee-for-service policies and procedures for claims submission.
- 1 If the PA request is denied, Wisconsin Medicaid will not reimburse the provider for the services. A PA request would be denied for reasons such as lack of medical necessity. A PA request would not be denied due to the retroactive fee-for-service status of the member.

Topic #445

Retroactive Enrollment

If a service(s) that requires PA (prior authorization) was performed during a member's [retroactive enrollment](#) period, the provider is required to submit a PA request and receive approval from ForwardHealth **before** submitting a claim. For a PA request submitted on paper, indicate the words "RETROACTIVE ENROLLMENT" at the top of the PA request along with a written description explaining that the service was provided at a time when the member was retroactively enrolled under "Description of Service." Also include the actual date(s) the service(s) was provided. For a PA request submitted via the ForwardHealth Portal, indicate the words "RETROACTIVE ENROLLMENT" along with a description explaining that the service was provided at a time when the member was retroactively eligible under the "Service Code Description" field or include additional supporting documentation. Also include the actual date(s) the service(s) was provided.

If the member was retroactively enrolled, and the PA request is approved, the service(s) may be reimbursable, and the earliest effective date of the PA request will be the date the member receives retroactive enrollment. If the PA request is denied, the provider will not be reimbursed for the service(s). Members have the right to appeal the decision to deny a PA request.

If a member requests a service that requires PA before his or her retroactive enrollment is determined, the provider should explain to the member that he or she may be liable for the full cost of the service if retroactive enrollment is not granted and the PA request is not approved. This should be documented in the member's record.

Emergent and Urgent Situations

Topic #429

Emergency Services

In emergency situations, the PA (prior authorization) requirement may be waived for services that normally require PA. Emergency services are defined in Wis. Admin. Code [DHS 101.03\(52\)](#) as "those services which are necessary to prevent the death or serious impairment of the health of the individual."

Reimbursement is not guaranteed for services that normally require PA that are provided in emergency situations. As with all covered services, emergency services must meet all [program requirements](#), including medical necessity, to be reimbursed by Wisconsin Medicaid. For example, reimbursement is contingent on, but not limited to, eligibility of the member, the circumstances of the emergency, and the medical necessity of the services provided.

Wisconsin Medicaid will not reimburse providers for noncovered services provided in any situation, including emergency situations.

Topic #430

Urgent Services

Telephone consultations with DMS (Division of Medicaid Services) staff regarding a prospective PA (prior authorization) request can be given only in urgent situations when medically necessary. An urgent, medically necessary situation is one where a delay in authorization would result in undue hardship for the member or unnecessary costs for Medicaid as determined by DMS. All telephone consultations for urgent services should be directed to the Service Authorization section at 608-267-9311. Providers should have the following information ready when calling:

- | Member's name
- | Member ID number
- | Service(s) needed
- | Reason for the urgency
- | Diagnosis of the member
- | Procedure code of the service(s) requested

Providers are required to submit a PA request to ForwardHealth within 14 calendar days after the date of the telephone consultation. PA may be denied if the request is received more than two weeks after the consultation. If the PA request is denied in this case, the provider cannot request payment from the member.

General Information

Topic #4402

An Overview

The PA (prior authorization) review process includes both a clerical review and a clinical review. The PA request will have one of the statuses detailed in the following table.

Prior Authorization Status	Description
Approved	The PA request was approved.
Approved with Modifications	The PA request was approved with modifications to what was requested.
Denied	The PA request was denied.
Returned—Provider Review	The PA request was returned to the provider for correction or for additional information.
Pending—Fiscal Agent Review	The PA request is being reviewed by the Fiscal Agent.
Pending—Dental Follow-up	The PA request is being reviewed by a Fiscal Agent dental specialist.
Pending—State Review	The PA request is being reviewed by the State.
Suspend—Provider Sending Information	The PA request was submitted via the ForwardHealth Portal, and the provider indicated they will be sending additional supporting information on paper.
Inactive	The PA request is inactive due to no response within 30 days to the returned provider review letter and cannot be used for PA or claims processing.

Topic #434

Communication With Members

ForwardHealth recommends that providers inform members that PA (prior authorization) is required for certain specified services **before** delivery of the services. Providers should also explain that, if required to obtain PA, they will be submitting member records and information to ForwardHealth on the member's behalf. Providers are required to keep members informed of the PA request status throughout the **entire** PA process.

Member Questions

A member may call [Member Services](#) to find out whether or not a PA request has been submitted and, if so, when it was received by ForwardHealth. The member will be advised to contact the provider if more information is needed about the status of an individual PA request.

Topic #435

Definition

PA (Prior authorization) is the electronic or written authorization issued by ForwardHealth to a provider prior to the provision of a service. In most cases, providers are required to obtain PA **before** providing services that require PA. When granted, a PA request is approved for a specific period of time and specifies the type and quantity of service allowed.

Topic #5098

Designating an Address for Prior Authorization Correspondence

Correspondence related to PA (prior authorization) will be sent to the practice location address on file with ForwardHealth unless the provider designates a separate address for receipt of PA correspondence. This policy applies to all PA correspondence, including decision notice letters, returned provider review letters, returned amendment provider letters, and returned supplemental documentation such as X-rays and dental models.

Photographs submitted to ForwardHealth as additional supporting clinical documentation for PA requests will not be returned to providers and will be disposed of securely.

Providers may designate a separate address for PA correspondence using the [demographic maintenance tool](#).

Topic #4383

Prior Authorization Numbers

Upon receipt of the [PA/RP \(Prior Authorization Request Form, F-11018 \(05/2013\)\)](#), ForwardHealth will assign a PA (prior authorization) number to each PA request.

The PA number consists of 10 digits, containing valuable information about the PA (for example, the date the PA request was received by ForwardHealth, the medium used to submit the PA request).

Each PA request is assigned a unique PA number. This number identifies valuable information about the PA. The following table provides detailed information about interpreting the PA number.

Type of Number and Description	Applicable Numbers and Description
Media —One digit indicates media type.	Digits are identified as follows: 1 = paper; 2 = fax; 3 = STAT-PA (Specialized Transmission Approval Technology-Prior Authorization); 4 = STAT-PA; 5 = Portal; 6 = Portal; 7 = NCPDP (National Council for Prescription Drug Programs) transaction or 278 (278 Health Care Services Review—Request for Review and Response) transaction; 9 = eviCore healthcare
Year —Two digits indicate the year ForwardHealth received the PA request.	For example, the year 2008 would appear as 08.
Julian date —Three digits indicate the day of the year, by Julian date, that ForwardHealth received the PA request.	For example, February 3 would appear as 034.
Sequence number —Four digits indicate the sequence number.	The sequence number is used internally by ForwardHealth.

Topic #436

Reasons for Prior Authorization

Only about 4% of all services covered by Wisconsin Medicaid require PA (prior authorization). PA requirements vary for different types of services. Refer to ForwardHealth publications and Wis. Admin. Code ch. [DHS 107](#) for information regarding services that require PA. According to Wis. Admin. Code § [DHS 107.02\(3\)\(b\)](#), PA is designed to:

- ┆ Safeguard against unnecessary or inappropriate care and services.
- ┆ Safeguard against excess payments.
- ┆ Assess the quality and timeliness of services.
- ┆ Promote the most effective and appropriate use of available services and facilities.
- ┆ Determine if less expensive alternative care, services, or supplies are permissible.
- ┆ Curtail misutilization practices of providers and members.

PA requests are processed based on criteria established by Wisconsin DHS (Department of Health Services).

Providers should not request PA for services that do not require PA simply to determine coverage or establish a reimbursement rate for a manually priced procedure code. Also, new technologies or procedures do not necessarily require PA. PA requests for services that do not require PA are typically returned to the provider. Providers having difficulties determining whether or not a service requires PA may call [Provider Services](#).

Topic #437

Referrals to Out-of-State Providers

PA (prior authorization) may be granted to out-of-state providers when nonemergency services are necessary to help a member attain or regain their health and ability to function independently. The PA request may be approved only when the services are not reasonably accessible to the member in Wisconsin.

Out-of-state providers are required to meet ForwardHealth's guidelines for PA approval. This includes sending PA requests, required attachments, and supporting documentation to ForwardHealth before the services are provided.

Note: Emergency services provided out-of-state do not require PA; however, claims for such services must include appropriate documentation (for example, anesthesia report, medical record) to be considered for reimbursement. Providers are required to submit claims with supporting documentation on paper.

When a Wisconsin Medicaid provider refers a member to an out-of-state provider, the referring provider should instruct the out-of-state provider to go to the [Provider Enrollment Information home page](#) on the ForwardHealth Portal to complete a Medicaid Out-of-State Provider Enrollment Application.

All out-of-state nursing homes, regardless of location, are required to obtain PA for all services. All other out-of-state nonborder-status providers are required to obtain PA for all nonemergency services except for home dialysis supplies and equipment.

Topic #438

Reimbursement Not Guaranteed

Wisconsin Medicaid may decline to reimburse a provider for a service that has been prior authorized if one or more of the following program requirements is not met:

- | The service authorized on the approved PA (prior authorization) request is the service provided.
- | The service is provided within the grant and expiration dates on the approved PA request.
- | The member is eligible for the service on the date the service is provided.
- | The provider is enrolled in Wisconsin Medicaid on the date the service is provided.
- | The service is billed according to service-specific claim instructions.
- | The provider meets other program requirements.

Providers may not [collect payment](#) from a member for a service requiring PA under any of the following circumstances:

- | The provider failed to seek PA before the service was provided.
- | The service was provided before the PA grant date or after the PA expiration date.
- | The provider obtained PA but failed to meet other program requirements.
- | The service was provided before a decision was made, the member did not accept responsibility for the payment of the service before the service was provided, and the PA was denied.

There are [certain situations](#) when a provider may collect payment for services in which PA was denied.

Other Health Insurance Sources

Providers are encouraged, but not required, to request PA from ForwardHealth for covered services that require PA when members have other health insurance coverage. This is to allow payment by Wisconsin Medicaid for the services provided in the event that the other health insurance source denies or recoups payment for the service. If a service is provided before PA is obtained, ForwardHealth will not consider backdating a PA request solely to enable the provider to be reimbursed.

Topic #1268

Sources of Information

Providers should verify that they have the most current sources of information regarding PA (prior authorization). It is critical that providers and staff have access to these documents:

- | Wisconsin Administrative Code: Chapters [DHS 101 through DHS 109](#) are the rules regarding Medicaid administration.
- | Wisconsin Statutes: Sections [49.43 through 49.99](#) provide the legal framework for Wisconsin Medicaid.
- | ForwardHealth Portal: The Portal gives the latest policy information for all providers, including information about Medicaid managed care enrollees.

Topic #812

Status Inquiries

Providers may inquire about the status of a PA (prior authorization) request through one of the following methods:

- | Accessing [WiCall](#), ForwardHealth's AVR (Automated Voice Response) system
- | Calling [Provider Services](#)

Providers should have the 10-digit PA number available when making inquiries.

Grant and Expiration Dates

Topic #439

Backdating

Backdating an initial PA (prior authorization) request or SOI (spell of illness) to a date prior to ForwardHealth's initial receipt of the request may be allowed in limited circumstances.

A request for backdating may be approved if all of the following conditions are met:

- | The provider specifically requests backdating in writing on the PA or SOI request.
- | The request includes clinical justification for beginning the service before PA or SOI was granted.
- | The request is received by ForwardHealth within 14 calendar days of the start of the provision of services.

Topic #440

Expiration Date

The expiration (end) date of an approved or modified PA (prior authorization) request is the date through which services are prior authorized. PA requests are granted for varying periods of time. Expiration dates may vary and do not automatically expire at the end of the month or calendar year. In addition, providers may request a specific expiration date. Providers should carefully review all approved and modified PA requests and make note of the expiration dates.

Topic #441

Grant Date

The grant (start) date of an approved or modified PA (prior authorization) request is the first date in which services are prior authorized and will be reimbursed under this PA number. On a PA request, providers may request a specific date that they intend services to begin. If no grant date is requested or the grant date is illegible, the grant date will typically be the date the PA request was reviewed by ForwardHealth.

Topic #442

Renewal Requests

To prevent a lapse in coverage or reimbursement for ongoing services, all renewal PA (prior authorization) requests (subsequent PA requests for ongoing services) must be received by ForwardHealth **prior to the expiration date** of the previous PA request. Each provider is solely responsible for the timely submission of PA request renewals. Renewal requests will not be backdated for continuation of ongoing services.

Submission Options

Topic #12597

278 Health Care Services Review — Request for Review and Response Transaction

Providers may request PA (prior authorization) electronically using the 278 (278 Health Care Services Review — Request for Review and Response) transaction, the standard electronic format for health care service PA requests.

Compliance Testing

Trading partners may conduct compliance testing for the 278 transaction.

After receiving an "accepted" 999 (999 Functional Acknowledgment) for a test 278 transaction, trading partners are required to call the [EDI \(Electronic Data Interchange\) Helpdesk](#) to request the production 278 transaction set be assigned to them.

Submitting Prior Authorization Requests

Submitting an initial PA request using the 278 transaction does not result in a real-time approval and cannot be used to request [PA for drugs](#) and [diabetic supplies](#).

After submitting a PA request via a 278 transaction, providers will receive a real-time response indicating whether the transaction is valid or invalid. If the transaction is invalid, the response will indicate the reject reason(s), and providers can correct and submit a new PA request using the 278 transaction. A real-time response indicating a valid 278 transaction will include a [PA number](#) and a pending status. The PA request will be placed in a status of "Pending - Fiscal Agent Review."

The 278 transaction does not allow providers to submit [supporting clinical information](#) as required to adjudicate the PA request.

Trading partners cannot submit the 278 transaction through PES (Provider Electronic Solutions). In order to submit the 278 transaction, trading partners will need to use their own software or contract with a software vendor.

Topic #455

Fax

Faxing of all PA (prior authorization) requests to ForwardHealth may eliminate one to three days of mail time. The following are recommendations to avoid delays when faxing PA requests:

- ▮ Providers should follow the PA fax procedures.
- ▮ Providers should **not** fax the same PA request more than once.
- ▮ Providers should **not** fax **and** mail the same PA request. This causes delays in processing.

PA requests containing X-rays, dental molds, or photos as documentation must be mailed; they may not be faxed.

To help safeguard the confidentiality of member health care records, providers should include a fax transmittal form containing a confidentiality statement as a cover sheet to all faxed PA requests. The [Prior Authorization Fax Cover Sheet \(F-01176\)](#)

[\(09/2022\)\)](#) includes a confidentiality statement and may be photocopied.

Providers are encouraged to retain copies of all PA requests and supporting documentation before submitting them to ForwardHealth.

Prior Authorization Fax Procedures

Providers may fax PA requests to ForwardHealth at 608-221-8616. PA requests sent to any fax number other than 608-221-8616 may result in processing delays.

When faxing PA requests to ForwardHealth, providers should follow the guidelines/procedures listed below.

Fax Transmittal Cover Sheet

The completed fax transmittal cover sheet must include the following:

- | Date of the fax transmission
- | Number of pages, including the cover sheet (The ForwardHealth fax clerk will contact the provider by fax or telephone if all the pages do not transmit.)
- | Provider contact person and telephone number (The ForwardHealth fax clerk may contact the provider with any questions about the fax transmission.)
- | Provider number
- | Fax telephone number to which ForwardHealth may send its adjudication decision
- | To: "ForwardHealth Prior Authorization"
- | ForwardHealth's fax number at 608-221-8616 (PA requests sent to any other fax number may result in processing delays.)
- | ForwardHealth's telephone numbers

For specific PA questions, providers should call [Provider Services](#).

Incomplete Fax Transmissions

If the pages listed on the initial cover sheet do not all transmit (pages stuck together, the fax machine has jammed, or some other error has stopped the fax transmission), or if the PA request is missing information, providers will receive the following by fax from the ForwardHealth fax clerk:

- | A cover sheet explaining why the PA request is being returned.
- | Part or all of the original incomplete fax that ForwardHealth received.

If a PA request is returned to the provider due to faxing problems, providers should do the following:

- | Attach a completed cover sheet with the number of pages of the fax.
- | Resend the entire original fax transmission and the additional information requested by the fax clerk to 608-221-8616.

General Guidelines

When faxing information to ForwardHealth, providers should not reduce the size of the [PA/RF \(Prior Authorization Request Form, F-11018 \(05/2013\)\)](#) or the [PA/HIAS1 \(Prior Authorization for Hearing Instrument and Audiological Services 1, F-11020 \(05/13\)\)](#) to fit on the bottom half of the cover page. This makes the PA request difficult to read and leaves no space for consultants to write a response if needed or to sign the request.

If a photocopy of the original PA request and attachments is faxed, the provider should make sure these copies are clear and legible. If the information is not clear, it will be returned to the provider.

If the provider does not indicate his or her fax number, ForwardHealth will mail the decision back to the provider.

ForwardHealth will attempt to fax a response to the PA request to a provider three times. If unsuccessful, the PA request will be mailed to the provider.

If providers are not sure if an entire fax was sent, they should call ForwardHealth's fax clerk at 608-224-6124, to inquire about the status of the fax.

Prior Authorization Request Deadlines

Faxing a PA request eliminates one to three days of mail time. However, the adjudication time of the PA request has not changed. All actions regarding PA requests are made within the [predetermined time frames](#).

Faxed PA requests received after 1 p.m. will be considered as received the following business day. Faxed PA requests received on a Saturday, Sunday, or holiday will be processed on the next business day.

Avoid Duplicating Prior Authorization Requests

After faxing a PA request, providers should not send the original paperwork by mail. Mailing the original paperwork after faxing the PA request will create duplicate PA requests in the system and may result in a delay of several days to process the faxed PA request.

Refaxing a PA request before the previous PA request has been returned will also create duplicate PA requests and may result in delays.

Response Back from ForwardHealth

Once ForwardHealth reviews a PA request, ForwardHealth will fax one of three responses back to the provider:

- | "Your approved, modified, or denied PA request(s) is attached."
- | "Your PA request(s) requires additional information (see attached). Resubmit the entire PA request, including the attachments, with the requested additional information."
- | "Your PA request(s) has missing pages and/or is illegible (see attached). Resubmit the entire PA request, including the attachments."

Resubmitting Prior Authorization Requests

When resubmitting a faxed PA request, providers are required to resubmit the faxed copy of the PA request, including attachments. This will allow the provider to obtain the earliest possible grant date for the PA request (apart from backdating for retroactive enrollment). If any attachments or additional information that was requested is received without the rest of the PA request, the information will be returned to the provider.

Topic #458

ForwardHealth Portal Prior Authorization

Providers can use the PA (prior authorization) features on the ForwardHealth Portal to do the following:

- | Submit PA requests and amendments for all services that require PA.
- | View or maintain a PA collaboration (for certain services only).
- | Save a partially completed PA request and return at a later time to finish completing it.

- | Submit a letter seeking to extend an incomplete PA request.
- | Upload PA attachments and additional supporting clinical documentation for PA requests.
- | [Receive](#) decision notice letters and returned provider review letters.
- | [Correct](#) returned PA requests and PA amendment requests.
- | Change the status of a PA request from "Suspended" to "Pending."
- | Submit additional supporting documentation for a PA request that is in "Suspended" or "Pending" status.
- | [Search and view](#) previously submitted PA requests or saved PA requests.
- | Print a PA cover sheet.

Submitting PA Requests and Amendment Requests

Providers can submit PA requests for all services that require PA to ForwardHealth via the secure Provider area of the Portal. To save time, providers can copy and paste information from plans of care and other medical documentation into the appropriate fields on the PA request. Except for those providers exempt from NPI (National Provider Identifier) requirements, NPI and related data are required on PA requests submitted via the Portal.

When completing PA attachments on the Portal, providers can take advantage of an Additional Information field at the end of the PA attachment that holds up to five pages of text that may be needed.

Providers may also submit amendment requests via the Portal for PA requests with a status of "Approved" or "Approved with Modifications."

View or Maintain a PA Collaboration (for Certain Services Only)

A **PA collaborative** will link two or more PA requests for the same member together so providers can easily see and maintain them. Providers may collaborate on PA request submissions and amendments that are submitted for certain services through the Portal.

Any of the following provider types may [initiate or add a PA request to a collaborative](#):

- | Physical therapists
- | Occupational therapists
- | Speech-language pathologists
- | Home health agencies
- | Personal care agencies

PA requests and amendments will continue to be reviewed individually, regardless of whether they are part of a PA collaborative or not. The denial or modification of one PA request will **not** impact other PA requests in the same collaborative.

Saving Partially Completed PA Requests

Providers do not have to complete PA requests in one session; they can save partially completed PA requests at any point after the Member Information page has been completed by clicking on the Save and Complete Later button, which is at the bottom of each page. There is no limit to how many times PA requests can be saved.

Providers can complete partially saved PA requests at a later time by logging in to the secure Provider area of the Portal, navigating to the Prior Authorization home page, and clicking on the Complete a Saved PA Request link. This link takes the provider to a Saved PA Requests page containing all of the provider's PA requests that have been saved.

Once on the Saved PA Requests page, providers can select a specific PA request and choose to either continue completing it or delete it.

Note: The ability to save partially completed PA requests is only applicable to new PA requests. Providers cannot save partially completed PA amendments or corrections to returned PA requests or amendments.

30 Calendar Days to Submit or Re-Save PA Requests

Providers must submit or re-save PA requests within 30 calendar days of the date the PA request was last saved. After 30 calendar days of inactivity, a PA request is automatically deleted, and the provider has to re-enter the entire PA request.

The Saved PA Requests page includes a list of deleted PA requests. This list is for information purposes only and includes saved PA requests that have been deleted due to inactivity (it does **not** include PA requests deleted by the provider). Neither providers nor ForwardHealth are able to retrieve PA requests that have been deleted.

Extending PA Requests

If a provider needs more than 30 days to submit the requested information, providers can request an extension by submitting a letter that explains why more time is needed to gather and submit the additional information requested. The letter seeking an extension must be submitted within the initial 30 calendar days of receiving the returned provider review letter.

Instructions for how to submit the letter can be found in the [ForwardHealth Provider Portal Prior Authorization User Guide](#). If a provider wants to submit the letter via mail or fax, the provider must ensure it is received within the 30 days. While mailed or faxed letters are accepted, providers are encouraged to submit the letter via electronic upload.

Providers will be notified in a manner similar to how they submitted their letter, and the new deadline will be included in that notification. Providers who mail their submissions will receive a notification in the mail. Providers who electronically upload their submission will receive a notification in the Portal, etc.

Submitting Completed PA Requests

ForwardHealth's initial receipt of a PA request occurs when the PA request is submitted on the Portal. Normal backdating policy applies based on the date of initial receipt, not on the last saved date. Providers receive a confirmation of receipt along with a PA number once a PA request is submitted on the Portal.

PA Attachments on the Portal

Almost all PA request attachments can be completed and submitted on the Portal. When providers are completing PA requests, the Portal presents the necessary attachments needed for that PA request. For example, if a physician is completing a PA request for physician-administered drugs, the Portal will prompt a [PA/PAD \(Prior Authorization/Physician-Administered Drug Attachment, F-11034 \(07/2022\)\)](#) and display the form for the provider to complete. Certain PA attachments cannot be completed online or uploaded.

Providers may also upload an electronically completed version of the paper PA attachment form. However, when submitting a PA attachment electronically, ForwardHealth recommends completing the PA attachment online as opposed to uploading an electronically completed version of the paper attachment form to reduce the chances of the PA request being returned for clerical errors.

All PA request attachment forms are available on the Portal to download and print to submit by fax or mail.

Providers may also choose to submit their PA request on the Portal and mail or fax the PA attachment(s) and/or additional supporting documentation to ForwardHealth. If the PA attachment(s) are mailed or faxed, a system-generated [Portal PA Cover Sheet \(F-11159 \(07/12\)\)](#) must be printed and sent with the attachment to ForwardHealth for processing. Providers must list the attachment(s) on the Portal PA Cover Sheet. When ForwardHealth receives the PA attachment(s) by mail or fax, they will be matched up with the [PA/RF \(Prior Authorization Request Form, F-11018 \(05/2013\)\)](#) that was completed on the Portal.

Note: If the cover sheet could not be generated while submitting the PA request due to technical difficulties, providers can print the cover sheet from the main Portal PA page.

Before submitting any PA request documents, providers should save or print a copy for their records. Once the PA request is submitted, it cannot be retrieved for further editing.

As a reminder, ForwardHealth does not mail back any PA request documents submitted by providers.

Additional Supporting Clinical Documentation

ForwardHealth accepts additional supporting clinical documentation when the information cannot be indicated on the required PA request forms and is pertinent for processing the PA request or PA amendment request. Providers have the following options for submitting additional supporting clinical information for PA requests or PA amendment requests:

- | Upload electronically
- | Mail
- | Fax

Providers can choose to upload electronic supporting information through the Portal in the following formats:

- | JPEG (.jpg or .jpeg)
- | PDF (.pdf)
- | Rich Text Format (.rtf)
- | Text File (.txt)
- | OrthoCAD (.3dm) (for dental providers)

JPEG files must be stored with a ".jpg" or ".jpeg" extension; text files must be stored with a ".txt" extension; rich text format files must be stored with an ".rtf" extension; and PDF files must be stored with a ".pdf" extension. Dental OrthoCAD files are stored with a ".3dm" extension.

Microsoft Word files (.docx or .doc) cannot be uploaded but can be saved and uploaded in Rich Text Format or Text File formats.

In addition, providers can also upload additional supporting clinical documentation via the Portal when:

- | Correcting a PA request or PA amendment request that is in a "Returned — Provider Review" status.
- | Submitting a PA amendment request.

If submitting supporting clinical information via mail or fax, providers are prompted to print a system-generated Portal PA Cover Sheet to be sent with the information to ForwardHealth for processing. Providers must list the additional supporting information on the Portal PA Cover Sheet.

ForwardHealth will return PA requests and PA amendments requests when the additional documentation could have been indicated on the PA/RF and PA attachments or when the pertinent information is difficult to find.

"Suspended" PA Requests

For PA requests in a "Suspended" status, the provider has the option to:

- | Change a PA request status from "Suspended" to "Pending."
- | Submit additional documentation for a PA request that is in "Suspended" or "Pending" status.

Changing a PA Request From "Suspended" to "Pending"

The provider has the option of changing a PA request status from "Suspended — Provider Sending Info" to "Pending" if the provider determines that additional information will not be submitted. Changing the status from "Suspended — Provider Sending Info" to "Pending" will allow the PA request to be processed without waiting for additional information to be submitted. The provider can change the status by searching for the suspended PA request, checking the box indicating that the PA request is ready for processing without additional documentation, and clicking the Submit button to allow the PA request to be processed by ForwardHealth. There is an optional free form text box, which allows providers to explain or comment on why the PA request can be processed.

Submitting Additional Supporting Clinical Documentation for a PA Request in "Suspended" or "Pending" Status

There is an Upload Documents for a PA link on the PA home page in the provider secured Home Page. By selecting that link, providers have the option of submitting additional supporting clinical documentation for a PA request that is in "Suspended" or "Pending" status. When submitting additional supporting clinical documentation for a PA request that is in "Suspended" status, providers can choose to have ForwardHealth begin processing the PA request or to keep the PA request suspended. PA requests in a "Pending" status are processed regardless.

Note: When the PA request is in a "Pending" status and the provider uploads additional supporting clinical documentation, there may be up to a four-hour delay before the documentation is available to ForwardHealth in the system. If the uploaded information was received after the PA request was processed and the PA request was returned for missing information, the provider may resubmit the PA request stating that the missing information was already uploaded.

Topic #456

Mail

Any type of PA (prior authorization) request may be submitted on paper. Providers may mail completed PA requests, amendments to PA requests, and requests to enddate a PA request to ForwardHealth at the following address:

ForwardHealth
Prior Authorization
Ste 88
313 Blettner Blvd
Madison WI 53784

Providers are encouraged to retain copies of all PA requests and supporting documentation before submitting them to ForwardHealth.

Advanced Imaging Services

Topic #15477

Exemption from Prior Authorization

Providers Ordering Computed Tomography and Magnetic Resonance Imaging Services

Health systems, groups, and individual providers (requesting providers) that order CT (computed tomography), MR (magnetic resonance), and MRE (magnetic resonance elastography) imaging services and have implemented advanced imaging decision support tools may request an exemption from PA (prior authorization) requirements for these services. Upon approval, ForwardHealth will recognize the requesting provider's advanced imaging decision support tool (for example, ACR Select, Medicalis) as an alternative to current PA requirements for CT, MR, and MRE imaging services. Requesting providers with an approved tool will not be required to obtain PA through eviCore healthcare for these services when ordered for Medicaid and BadgerCare Plus fee-for-service members.

Note: It is the ordering provider's responsibility to communicate PA status (whether the provider is exempt from PA requirements or PA has been obtained through eviCore healthcare) to the rendering provider at the time of the request for advanced imaging services.

Exemption from Prior Authorization Requirements Not Available for Positron Emission Tomography

Decision support for PET (positron emission tomography) is not available in all advanced imaging decision support tools. Therefore, PET will not be eligible to be exempted from PA requirements at this time. ForwardHealth may review its policies and requirements in response to any future developments in decision support tools, including the addition of PET decision support tools to the PA exemption.

Process for Obtaining an Exemption from Prior Authorization Requirements

Requesting providers with advanced imaging decision support tools may request exemption from PA requirements for CT, MR, and MRE imaging services using the following process:

1. Complete a [Prior Authorization Requirements Exemption Request for CT, MR, and MRE Imaging Services \(Prior Authorization Requirements Exemption Request for Computed Tomography \(CT\), Magnetic Resonance \(MR\), and Magnetic Resonance Elastography \(MRE\) Imaging Services, F-00787 \(02/2019\)\)](#) and agree to its terms.
2. Submit the completed Prior Authorization Requirements Exemption Request for CT, MR, and MRE Imaging Services to the mailing or email address listed on the form. Once received, ForwardHealth will review the exemption request materials, approve or deny the request, and send a decision letter to the requesting provider within 60 days after receipt of all necessary documentation. ForwardHealth will contact the requesting provider if any additional information is required for the application.
3. If the exemption request is approved, submit a list of all individual providers who order CT, MR, and MRE scans using the requesting provider's decision support tool. Exemptions are verified using the NPI (National Provider Identifier) of the individual ordering provider; therefore, requesting providers should submit a complete list of all individual ordering providers within the requesting provider's group to ForwardHealth. Lists may be submitted via email to DHSPAExemption@wisconsin.gov.

Process for Maintaining an Exemption from Prior Authorization Requirements

To maintain exemption from PA requirements for advanced imaging services, the requesting provider is required to report the following outcome measures to ForwardHealth for the previous full six-month interval (January 1 through June 30 and July 1 through December 31) by July 31 and January 31 of each year:

- ▮ Aggregate score for all ordering providers that measures consistency with system recommendations based on the reporting standards described in more detail in Section III of the Prior Authorization Requirements Exemption Request for CT, MR, and MRE Imaging Services form
- ▮ Subset scores, grouped by primary and specialty care
- ▮ Aggregate outcome measures identified in the quality improvement plan

ForwardHealth will work with requesting providers to determine the most appropriate quality metrics. All requesting providers will need to provide similar data based on their reporting capabilities. This information should be submitted by the July 31 and January 31 deadlines to DHSPAExemption@wisconsin.gov.

Refer to the Prior Authorization Requirements Exemption Request for CT, MR, and MRE Imaging Services form for more detailed information on quality improvement plans and maintaining exemption from PA requirements. Providers with questions regarding the requirements may email them to DHSPAExemption@wisconsin.gov. If a requesting provider's quality improvement plan changes over time, any additional information identified in the plan must also be reported to this email address.

ForwardHealth may discontinue an exemption after initial approval if it determines the requesting provider either no longer meets the requirements outlined previously or does not demonstrate meaningful use of decision support to minimize inappropriate utilization of CT, MR, and MRE imaging services.

Updating the List of Eligible Providers

The requesting provider is required to maintain the list of individual ordering providers eligible for the exemption. The requesting provider will have two mechanisms for updating the list of individual ordering providers eligible for the exemption: individual entry of provider NPIs or uploading a larger, preformatted text file.

The requesting provider may enter individual NPIs using the Prior Authorization Exempted link under the Quick Links box in the secure Provider area of Portal.

For larger lists of providers eligible for exemption, requesting providers should upload a text file to the Portal that includes the individual provider NPIs, start dates for exemption, and end dates for exemption, if applicable. All submitted NPIs will be matched to the ForwardHealth provider file. ForwardHealth will notify the requesting provider monthly, using the email contact indicated on the exemption application form, of any NPIs that cannot be matched.

ForwardHealth will enable the requesting provider's Portal administrator and delegated clerks to update the individual ordering providers for whom the exemption applies by July 1, 2013. Any changes that need to be made prior to that time for individual ordering providers eligible for the exemption should be sent to DHSPAExemption@wisconsin.gov.

The individual providers listed may order CT, MR, and MRE imaging services without requesting PA for any DOS on and after the date the requesting provider indicates those providers are eligible to use the decision support tool, regardless of the date an individual provider's information was submitted to ForwardHealth.

For example, ABC Health Clinic is approved for an exemption from PA requirements on June 1. Dr. Smith of ABC Health Clinic orders an MR imaging service on June 15. It is discovered on June 20 that Dr. Smith was mistakenly excluded from ABC Health Clinic's exemption list. Once Dr. Smith is added to the exemption list, she is covered under the exemption going back to the date

ABC Health Clinic indicated she was eligible to use the clinic's decision support tool.

Providers Rendering Advanced Imaging Services

Providers rendering advanced imaging services are encouraged to verify that either a PA request has been approved for the member (verified by contacting [eviCore healthcare](#) or the ordering provider), or the ordering provider is exempt from PA (verified by contacting the ordering provider) prior to rendering the service.

Claim Submission

Providers rendering advanced imaging services for an ordering provider who is exempt from PA requirements should include modifier Q4 (Service for ordering/referring physician qualifies as a service exemption) on the claim detail for the CT, MR, or MRE imaging service. This modifier, which may be used in addition to the TC (Technical component) or 26 (Professional component) modifiers on advanced imaging claims, indicates to ForwardHealth that the ordering provider is exempt from PA requirements for these services.

Providers are also reminded to include the NPI of the ordering provider on the claim if the ordering provider is different from the rendering provider. If a PA request was not approved for the member and an exempt ordering provider's NPI is not included on the claim, the claim will be denied.

Topic #10678

Prior Authorization for Advanced Imaging Services

Most advanced imaging services, including CT (computed tomography), MR (magnetic resonance), MRE (magnetic resonance elastography), and PET (positron emission tomography) imaging, require PA (prior authorization) when performed in either outpatient hospital settings or in non-hospital settings (for example, radiology clinics). [eviCore healthcare](#), a private radiology benefits manager, is authorized to administer PA for advanced imaging services on behalf of ForwardHealth. Refer to the Prior Authorization section of the Radiology area of the Online Handbook for PA requirements and submission information for advanced imaging services.

Health systems, groups, and individual providers that order CT, MR, and MRE imaging services and have implemented decision support tools may request an exemption from PA requirements for these services. Upon approval, ForwardHealth will recognize the requesting provider's advanced imaging decision support tool (for example, ACR Select, Medicalis) as an alternative to current PA requirements for CT, MR, and MRE imaging services.

Claims

4

Archive Date:06/02/2025

Claims:Submission

Topic #17797

1500 Health Insurance Claim Form Completion Instructions

These instructions are for the completion of the 1500 Health Insurance Claim Form ((02/12)) for ForwardHealth. Refer to the [1500 Health Insurance Claim Form Reference Instruction Manual for Form Version 02/12](#), prepared by the NUCC (National Uniform Claim Committee) and available on their website, to view instructions for all item numbers not listed below.

Use the following claim form completion instructions, in conjunction with the 1500 Health Insurance Claim Form Reference Instruction Manual for Form Version 02/12, prepared by the NUCC, to avoid denial or inaccurate claim payment. Be advised that every code used is required to be a valid code, even if it is entered in a non-required field. Do not include attachments unless instructed to do so.

Members enrolled in BadgerCare Plus or Medicaid receive a ForwardHealth member identification card. Always verify a member's enrollment before providing nonemergency services to determine if there are any limitations to covered services and to obtain the correct spelling of the member's name.

When submitting a claim with multiple pages, providers are required to indicate page numbers using the format "Page X of X" in the upper right corner of the claim form.

Other health insurance (for example, commercial health insurance, Medicare, Medicare Advantage Plans) sources must be billed prior to submitting claims to ForwardHealth, unless the service does not require commercial health insurance billing as determined by ForwardHealth. When submitting paper claims, if the member has any other health insurance sources, providers are required to complete and submit an [Explanation of Medical Benefits form](#), along with the completed paper claim.

Submit completed paper claims and the completed Explanation of Medical Benefits form, as applicable, to the following address:

ForwardHealth
Claims and Adjustments
313 Blettner Blvd
Madison WI 53784

Item Number 6 — Patient Relationship to Insured

Enter "X" in the "Self" box to indicate the member's relationship to insured when Item Number 4 is completed. Only one box can be marked.

Item Number 9 — Other Insured's Name (not required)

This field is not required on the claim.

Note: When submitting paper claims to ForwardHealth, if the member has any other health insurance sources (for example, commercial health insurance, Medicare, Medicare Advantage Plans), providers are required to complete and submit a separate [Explanation of Medical Benefits form](#) for each other payer as an attachment(s) to their completed paper claim.

Item Number 9a — Other Insured's Policy or Group Number (not required)

This field is not required on the claim.

Note: When submitting paper claims to ForwardHealth, if the member has any other health insurance sources (for example, commercial health insurance, Medicare, Medicare Advantage Plans), providers are required to complete and submit a separate [Explanation of Medical Benefits form](#) for each other payer as an attachment(s) to their completed paper claim.

Item Number 9d — Insurance Plan Name or Program Name (not required)

This field is not required on the claim.

Note: When submitting paper claims to ForwardHealth, if the member has any other health insurance sources (for example, commercial health insurance, Medicare, Medicare Advantage Plans), providers are required to complete and submit a separate [Explanation of Medical Benefits form](#) for each other payer as an attachment(s) to their completed paper claim.

Item Number 10d — Claim Codes (Designated by NUCC)

When applicable, enter the Condition Code. The Condition Codes approved for use on the 1500 Health Insurance Claim Form are available on the [NUCC website under Code Sets](#).

Item Number 11 — Insured's Policy Group or FECA Number (not required)

This field is not required on the claim.

Note: When submitting paper claims to ForwardHealth, if the member has any other health insurance sources (for example, commercial health insurance, Medicare, Medicare Advantage Plans), providers are required to complete and submit a separate [Explanation of Medical Benefits form](#) for each other payer as an attachment(s) to their completed paper claim.

Item Number 11d — Is There Another Health Benefit Plan?

This field is not used for processing by ForwardHealth.

Item Number 19 — Additional Claim Information (Designated by NUCC)

When applicable, enter provider identifiers or taxonomy codes. A list of applicable qualifiers are defined by the NUCC and can be found in the NUCC 1500 Health Insurance Claim Form Reference Instruction Manual for Form Version 02/12, prepared by the NUCC.

If a provider bills an [unlisted \(or not otherwise classified\) procedure code](#), a description of the procedure must be indicated in this field. If a more specific code is not available, the provider is required to submit the appropriate documentation, which could include a PA (prior authorization) request, to justify use of the unlisted procedure code and to describe the procedure or service rendered.

Item Number 22 — Resubmission Code and/or Original Reference Number

This field is not used for processing by ForwardHealth.

Section 24

The six service lines in section 24 have been divided horizontally. Enter service information in the bottom, unshaded area of the six service lines. The horizontal division of each service line is not intended to allow the billing of 12 lines of service.

For physician-administered drugs: NDCs (National Drug Codes) must be indicated in the shaded area of Item Numbers 24A-24G. Each NDC must be accompanied by an NDC qualifier, unit qualifier, and units. To indicate an NDC, providers should do the following:

- 1. Indicate the NDC qualifier N4, followed by the 11-digit NDC, with no space in between.
- 1. Indicate one space between the NDC and the unit qualifier.
- 1. Indicate one unit qualifier (F2 [International unit], GR [Gram], ME [Milligram], ML [Milliliter], or UN [Unit]), followed by the NDC units, with no space in between.

For additional information about submitting a 1500 Health Insurance Claim Form with supplemental NDC information, refer to the completion instructions located under "Section 24" in the Field Specific Instructions section of the NUCC's 1500 Health Insurance

Claim Form Reference Instruction Manual for Form Version 02/12.

Item Number 24C — EMG

Enter a "Y" in the unshaded area for each procedure performed as an emergency. If the procedure was not an emergency, leave this field blank.

Item Number 29 — Amount Paid (not required)

This field is not required on the claim.

Note: When submitting paper claims to ForwardHealth, if the member has any other health insurance sources (for example, commercial health insurance, Medicare, Medicare Advantage Plans), providers are required to complete and submit a separate [Explanation of Medical Benefits form](#) for each other payer as an attachment(s) to their completed paper claim.

Topic #10677

Advanced Imaging Services

Claims for advanced imaging services should be submitted to ForwardHealth using normal procedures and claim completion instructions. When PA (prior authorization) is required, providers should always wait two full business days from the date on which [eviCore healthcare](#) approved the PA request before submitting a claim for an advanced imaging service that requires PA. This will ensure that ForwardHealth has the PA on file when the claim is received.

Submitting Claims for Situations Exempt From the Prior Authorization Requirement

In the following situations, PA is not required for advanced imaging services:

- | The service is provided during a member's inpatient hospital stay.
- | The service is provided when a member is in observation status at a hospital.
- | The service is provided as part of an emergency room visit.
- | The service is provided as an emergency service.
- | The ordering provider is exempt from the PA requirement.

Service Provided During an Inpatient Stay

Advanced imaging services provided during a member's inpatient hospital stay are exempt from PA requirements.

Institutional claims for advanced imaging services provided during a member's inpatient hospital stay are automatically exempt from PA requirements. Providers submitting a professional claim for advanced imaging services provided during a member's inpatient hospital stay should indicate POS (place of service) code 21 (Inpatient Hospital) on the claim.

Service Provided for Observation Status

Advanced imaging services provided when a member is in observation status at a hospital are exempt from PA requirements when completed during a covered [observation stay](#).

Providers using a paper institutional claim form should include modifier UA in Form Locator 44 (HCPCS (Healthcare Common Procedure Coding System)/Rate/HIPPS Code) with the procedure code for the advanced imaging service. To indicate a modifier on an institutional claim, enter the appropriate five-digit procedure code in Form Locator 44, followed by the two-digit modifier. Providers submitting claims electronically using the 837I (837 Health Care Claim: Institutional) should refer to the appropriate

companion guide for instructions on including a modifier.

Providers using a professional claim form should indicate modifier UA with the advanced imaging procedure code.

Service Provided as Part of Emergency Room Visit

Advanced imaging services provided as part of an emergency room visit are exempt from the PA requirements.

Providers using an institutional claim form should include modifier UA in Form Locator 44 with the procedure code for the advanced imaging service. Providers submitting claims electronically using the 837I should refer to the appropriate companion guide for instructions on including a modifier.

Providers using a professional claim form should indicate POS code 23 (Emergency Room — Hospital) on the claim.

Service Provided as Emergency Service

Advanced imaging services provided as emergency services are exempt from the PA requirements.

Providers using an institutional claim form should include modifier UA in Form Locator 44 with the procedure code for the advanced imaging service. Providers submitting claims electronically using the 837I should refer to the appropriate companion guide for instructions on including a modifier.

Providers using a professional claim form should submit a claim with an emergency indicator.

Ordering Provider Is Exempt from Prior Authorization Requirement

Health systems, groups, and individual providers (requesting providers) that order CT (computed tomography), MR (magnetic resonance), and MRE (magnetic resonance elastography) imaging services and have implemented advanced imaging decision support tools may [request an exemption from PA requirements](#) for these services from ForwardHealth. Upon approval, ForwardHealth will recognize the requesting provider's advanced imaging decision support tool (for example, ACR Select, Medicalis) as an alternative to current PA requirements for CT, MR, and MRE imaging services. Requesting providers with an approved tool will not be required to obtain PA through eviCore healthcare for these services when ordered for Medicaid and BadgerCare Plus fee-for-service members.

Providers rendering advanced imaging services for an ordering provider who is exempt from PA requirements are required to include modifier Q4 (Service for ordering/referring physician qualifies as a service exemption) on the claim detail for the CT, MR, or MRE imaging service. This modifier, which may be used in addition to the TC (Technical component) or 26 (Professional component) modifiers on advanced imaging claims, indicates to ForwardHealth that the referring provider is exempt from PA requirements for these services.

Topic #4577

American Dental Association 2006 Claim Form Completion Instructions

A [sample ADA \(American Dental Association\) 2006 claim form](#) is available for HealthCheck providers.

Use the following claim form completion instructions, not the claim form's printed descriptions, to avoid denial or inaccurate claim payment. Complete all required elements as appropriate. Be advised that every code used, even if it is entered in a non-required element, is required to be a valid code. Do not include attachments unless instructed to do so.

Members enrolled in BadgerCare Plus or Medicaid receive a ForwardHealth ID card. Always verify a member's enrollment before providing nonemergency services to determine if there are any limitations on covered services and to obtain the correct spelling of the member's name.

When submitting a claim with multiple pages, providers are required to indicate page numbers using the format "Page X of X" in the upper right corner of the claim form.

Submit completed single-page paper claims to the following address:

ForwardHealth
Claims and Adjustments
313 Blettner Blvd
Madison WI 53784

Submit completed multiple-page paper claims to the following address:

ForwardHealth
Multiple-Page Dental Claims
Ste 22
313 Blettner Blvd
Madison WI 53784

HEADER INFORMATION

Element 1—Type of Transaction (required, if applicable)

EPSDT (Early and Periodic Screening, Diagnosis, and Treatment) (HealthCheck): HealthCheck is Wisconsin Medicaid's federally mandated program known nationally as EPSDT. If the services were performed as a result of a HealthCheck/EPSDT exam, check the EPSDT box.

Element 2—Predetermination/Preauthorization Number (not required)

INSURANCE COMPANY/DENTAL BENEFIT PLAN INFORMATION

Element 3—Company/Plan Name, Address, City, State, Zip Code (not required)

OTHER COVERAGE

Element 4—Other Dental or Medical Coverage? (not required)

Element 5—Name of Policyholder/Subscriber in #4 (Last, First, Middle Initial, Suffix) (not required)

Element 6—Date of Birth (MM/DD/CCYY) (not required)

Element 7—Gender (not required)

Element 8—Policyholder/Subscriber ID (SSN or ID#) (not required)

Element 9—Plan/Group Number (not required)

Element 10—Patient's Relationship to Person Named in #5 (not required)

Element 11—Other Insurance Company/Dental Benefit Plan Name, Address, City, State, Zip Code

Except for a few instances, ForwardHealth is the payer of last resort for any services covered by ForwardHealth. This means the provider is required to make a reasonable effort to exhaust all existing other health insurance (for example, commercial health insurance including dental, Medicare, Medicare Advantage Plans) sources before billing ForwardHealth unless the service is not covered by other health insurance. Element 11 identifies Medicare and commercial health insurance and whether the member has commercial health insurance coverage, Medicare coverage, or both.

There are specific instructions for each coverage type. Providers should use the following guidelines for this element depending on the member's coverage:

- ┆ Members with commercial health insurance coverage
- ┆ Members with Medicare coverage
- ┆ Members with both Medicare and commercial health insurance coverage

Members with Commercial Health Insurance Coverage

Commercial health insurance coverage must be billed prior to submitting claims to ForwardHealth, unless the service does not require commercial health insurance billing as determined by ForwardHealth. Commercial health insurance coverage is indicated by Wisconsin's EVS (Enrollment Verification System) under "Other Commercial Health Insurance." ForwardHealth has defined a set of ["other insurance" indicators](#). Additionally, ForwardHealth has identified specific CDT (Current Dental Terminology) codes that must be billed to other health insurance sources prior to being billed to ForwardHealth.

Note: When commercial health insurance paid only for some services (or applied a payment to the member's cost share) and denied payment for the others, ForwardHealth recommends that providers submit two separate claims. To maximize reimbursement, one claim should be submitted for the partially paid services and another claim should be submitted for the services that were denied.

The following table indicates appropriate other insurance codes for use in Element 11.

Code	Description
OI-P	PAID in part or in full by commercial health insurance and/or was applied toward the deductible, coinsurance, copay, blood deductible, or psychiatric reduction. Indicate the amount paid by commercial health insurance to the provider or to the insured.
OI-D	DENIED by commercial health insurance following submission of a correct and complete claim. Do not use this code unless the claim was actually billed to the commercial health insurer.
OI-Y	YES, the member has commercial health insurance coverage, but it was not billed for reasons including, but not limited to, the following: <ul style="list-style-type: none"> ┆ The member denied coverage or will not cooperate. ┆ The provider knows the service in question is not covered by the carrier. ┆ The member's commercial health insurance failed to respond to initial and follow-up claims. ┆ Benefits are not assignable or cannot get assignment. ┆ Benefits are exhausted.

Note: The provider may not use OI-D or OI-Y if the member is covered by a commercial HMO and the HMO denied payment because an otherwise covered service was not rendered by a designated provider. Services covered by a commercial HMO are not reimbursable by ForwardHealth except for the copay and deductible amounts. Providers who receive a capitation payment from the commercial HMO may not bill ForwardHealth for services that are included in the capitation payment.

Members with Medicare Coverage

Submit claims to Medicare before submitting claims to ForwardHealth.

Do not enter a Medicare disclaimer code in Element 11 when one or more of the following statements is true:

- ┆ Medicare never covers the procedure in any circumstance.
- ┆ ForwardHealth indicates the member does **not** have any Medicare coverage, including a Medicare Advantage Plan, for the service provided. For example, the service is covered by Medicare Part A, but the member does not have Medicare Part A.
- ┆ ForwardHealth indicates that the provider is not Medicare enrolled.
- ┆ Medicare has allowed the charges. In this case, attach the EOMB (Explanation of Medicare Benefits), but do not indicate on the claim form the amount Medicare paid.

If none of the previous statements is true, a Medicare disclaimer code is necessary. The following table indicates appropriate Medicare disclaimer codes for use in Element 11 when billing Medicare prior to billing ForwardHealth.

Code	Description
M-7	<p>Medicare disallowed or denied payment. This code applies when Medicare denies the claim for reasons related to policy (not billing errors), or the member's lifetime benefit, SOI (spell of illness), or yearly allotment of available benefits is exhausted.</p> <p><i>For Medicare Part A, use M-7 in the following instances (all three criteria must be met):</i></p> <ul style="list-style-type: none"> ┆ The provider is identified in ForwardHealth files as enrolled in Medicare Part A. ┆ The member is eligible for Medicare Part A. ┆ The service is covered by Medicare Part A but is denied by Medicare Part A due to frequency limitations, diagnosis restrictions, or exhausted benefits. <p><i>For Medicare Part B, use M-7 in the following instances (all three criteria must be met):</i></p> <ul style="list-style-type: none"> ┆ The provider is identified in ForwardHealth files as enrolled in Medicare Part B. ┆ The member is eligible for Medicare Part B. ┆ The service is covered by Medicare Part B but is denied by Medicare Part B due to frequency limitations, diagnosis restrictions, or exhausted benefits.
M-8	<p>Noncovered Medicare service. This code may be used when Medicare was not billed because the service is not covered in this circumstance.</p> <p><i>For Medicare Part A, use M-8 in the following instances (all three criteria must be met):</i></p> <ul style="list-style-type: none"> ┆ The provider is identified in ForwardHealth files as enrolled in Medicare Part A. ┆ The member is eligible for Medicare Part A. ┆ The service is usually covered by Medicare Part A but not in this circumstance (for example, member's diagnosis). <p><i>For Medicare Part B, use M-8 in the following instances (all three criteria must be met):</i></p>

- | | |
|--|---|
| | <ul style="list-style-type: none"> 1 The provider is identified in ForwardHealth files as enrolled in Medicare Part B. 1 The member is eligible for Medicare Part B. 1 The service is usually covered by Medicare Part B but not in this circumstance (for example, member's diagnosis). |
|--|---|

Members with Both Medicare and Commercial Health Insurance Coverage

Use both a Medicare disclaimer code ("M-7" or "M-8") and an other insurance indicator code (for example, "OI-P") when applicable.

POLICYHOLDER/SUBSCRIBER INFORMATION

Element 12—Policyholder/Subscriber Name (First, Last, Middle Initial, Suffix), Address, City, State, Zip Code

Enter the member's last name, first name, and middle initial. Use the EVS to obtain the correct spelling of the member's name. If the name or spelling of the name on the ForwardHealth card and the EVS do not match, use the spelling from the EVS. The member's address, city, state, and zip code are not required.

Element 13—Date of Birth

Enter the member's birth date in MM/DD/CCYY format.

Element 14—Gender (not required)

Element 15—Policyholder/Subscriber ID (SSN or ID#)

Enter the member ID number. Do not enter any other numbers or letters. Use the ForwardHealth card or the EVS to obtain the correct member ID.

Element 16—Plan/Group Number (not required)

Element 17—Employer Name (not required)

PATIENT INFORMATION

Element 18—Relationship to Policyholder/Subscriber in #12 Above (not required)

Element 19—Student Status (not required)

Element 20—Name (Last, First, Middle Initial, Suffix), Address, City, State, Zip Code (not required)

Element 21—Date of Birth (MM/DD/CCYY) (not required)

Element 22—Gender (not required)

Element 23—Patient ID/Account # (Assigned by Dentist) (not required)

RECORD OF SERVICES PROVIDED

Element 24—Procedure Date (MM/DD/CCYY)

Enter the DOS (dates of service) in MM/DD/CCYY format for each detail.

Element 25—Area of Oral Cavity

If the procedure applies to gingivectomy, perio scaling, repair of dentures or partials, alveoplasty, or fixed bilateral space

maintenance, the area of the oral cavity is entered here.

Element 26—Tooth System (not required)

Element 27—Tooth Number(s) or Letter(s)

If the procedure applies to only one tooth, the tooth number or tooth letter is entered here.

Element 28—Tooth Surface

Enter the tooth surface(s) restored for each restoration.

Element 29—Procedure Code

Enter the appropriate procedure code for each dental service provided.

Element 30—Description

Write a brief description of each procedure.

Element 31—Fee

Enter the usual and customary charge for each detail line of service.

Element 32—Other Fee(s) (required for other insurance information, if applicable)

Enter the actual amount paid by commercial health insurance. (If the dollar amount indicated in Element 32 is greater than zero, and/or was applied toward the deductible, coinsurance, copay, blood deductible, or psychiatric reduction, "OI-P" must be indicated in Element 11.) Do not include the deductible, coinsurance, copay, blood deductible, or psychiatric reduction amount within Element 32. If the commercial health insurance plan paid on only some services, those partially paid services should be submitted on a separate claim from the unpaid services to maximize reimbursement. This allows ForwardHealth to appropriately credit the payments. If the commercial health insurance denied the claim, enter "000." Do not enter Medicare-paid amounts in this field.

Element 33—Total Fee

Enter the total of all detail charges. Do not subtract other insurance payments.

MISSING TEETH INFORMATION

Element 34—Permanent and Primary (Place an "X" on each missing tooth) (not required)

Element 35—Remarks (required, if applicable)

List any unusual services, including reasons why limitations were exceeded. Providers should enter the word "Emergency" in this element for an emergency service.

AUTHORIZATIONS

Element 36—Patient/Guardian Signature and Date (not required)

Element 37—Subscriber Signature and Date (not required)

ANCILLARY CLAIM/TREATMENT INFORMATION

Element 38—Place of Treatment (Check applicable box)

Check the appropriate box.

Element 39—Number of Enclosures (00 to 99) (not required)

Element 40—Is Treatment for Orthodontics? (not required)

Element 41—Date Appliance Placed (MM/DD/CCYY) (not required)

Element 42—Months of Treatment Remaining (not required)

Element 43—Replacement of Prosthesis? (not required)

Element 44—Date Prior Placement (MM/DD/CCYY) (not required)

Element 45—Treatment Resulting from (Check applicable box) (required, if applicable)

Check the appropriate box if the dental services were the result of an occupational illness/injury, auto accident, or other accident.

Element 46—Date of Accident (MM/DD/CCYY) (required, if applicable)

If a box was checked in Element 45, enter the date the accident happened.

Element 47—Auto Accident State (required, if applicable)

Enter the state where the auto accident occurred.

BILLING DENTIST OR DENTAL ENTITY

Element 48—Name, Address, City, State, Zip Code

Enter the name of the provider submitting the claim and the complete mailing address. The minimum requirement is the provider's name, street, city, state, and zip+4 code. If the billing provider is a group or clinic, enter the group or clinic name in this element. The name in Element 48 must correspond with the NPI (National Provider Identifier) in Element 49.

Element 49—NPI

Enter the NPI of the billing provider. The NPI in this element must correspond with the provider name indicated in Element 48.

Element 50—License Number (not required)

Element 51—SSN or TIN (not required)

Element 52—Phone Number (not required)

Element 52A—Additional Provider ID

Enter the billing provider's 10-digit taxonomy code. The taxonomy code in this element must correspond with the NPI indicated in Element 49.

TREATING DENTIST AND TREATMENT LOCATION INFORMATION

Element 53—Dentist's Signature and Date

The provider or the authorized representative must sign in Element 53. The month, day, and year the form is signed must also be entered in MM/DD/CCYY format.

Note: The signature may be a computer-printed or typed name and date or a signature stamp with a date. However, claims with "signature on file" stamps are denied.

Element 54—NPI (required, if applicable)

If the treating provider's NPI is different than the billing provider NPI in Element 49, enter the treating provider's NPI in this element.

Element 55—License Number (not required)

Element 56—Address, City, State, Zip Code (not required)

Element 56A—Provider Specialty Code (required, if applicable)

Enter the treating provider's 10-digit taxonomy code. The taxonomy code in this element must correspond with the NPI indicated in Element 54.

Element 57—Phone Number (not required)

Element 58—Additional Provider ID (not required)

Sample American Dental Association 2006 Claim Form for HealthCheck Providers

ADA Dental Claim Form

HEADER INFORMATION																																																																																															
1. Type of Transaction (Mark all applicable boxes) <input type="checkbox"/> Statement of Actual Services <input type="checkbox"/> Request for Predetermination/Preauthorization <input checked="" type="checkbox"/> EPSDT/Title XIX																																																																																															
2. Predetermination/Preauthorization Number																																																																																															
INSURANCE COMPANY/DENTAL BENEFIT PLAN INFORMATION																																																																																															
3. Company/Plan Name, Address, City, State, Zip Code																																																																																															
POLICYHOLDER/SUBSCRIBER INFORMATION (For Insurance Company Named in #3)																																																																																															
12. Policyholder/Subscriber Name (Last, First, Middle Initial, Suffix), Address, City, State, Zip Code MEMBER, IM A																																																																																															
13. Date of Birth (MM/DD/CCYY) MM/DD/CCYY				14. Gender <input type="checkbox"/> M <input type="checkbox"/> F		15. Policyholder/Subscriber ID (SSN or ID#) 1234567890																																																																																									
16. Plan/Group Number				17. Employer Name																																																																																											
OTHER COVERAGE																																																																																															
4. Other Dental or Medical Coverage? <input type="checkbox"/> No (Skip 5-11) <input type="checkbox"/> Yes (Complete 5-11)																																																																																															
5. Name of Policyholder/Subscriber in #4 (Last, First, Middle Initial, Suffix)																																																																																															
6. Date of Birth (MM/DD/CCYY)		7. Gender <input type="checkbox"/> M <input type="checkbox"/> F		8. Policyholder/Subscriber ID (SSN or ID#)																																																																																											
9. Plan/Group Number		10. Patient's Relationship to Person Named in #5 <input type="checkbox"/> Self <input type="checkbox"/> Spouse <input type="checkbox"/> Dependent <input type="checkbox"/> Other																																																																																													
11. Other Insurance Company/Dental Benefit Plan Name, Address, City, State, Zip Code																																																																																															
21. Date of Birth (MM/DD/CCYY)				22. Gender <input type="checkbox"/> M <input type="checkbox"/> F		23. Patient ID/Account # (Assigned by Dentist)																																																																																									
PATIENT INFORMATION																																																																																															
18. Relationship to Policyholder/Subscriber in #12 Above <input type="checkbox"/> Self <input type="checkbox"/> Spouse <input type="checkbox"/> Dependent Child <input type="checkbox"/> Other																																																																																															
19. Student Status <input type="checkbox"/> FTS <input type="checkbox"/> PTS																																																																																															
20. Name (Last, First, Middle Initial, Suffix), Address, City, State, Zip Code																																																																																															
RECORD OF SERVICES PROVIDED																																																																																															
24. Procedure Date (MM/DD/CCYY)	25. Area of Oral Cavity	26. Tooth System	27. Tooth Number(s) or Letter(s)	28. Tooth Surface	29. Procedure Code	30. Description			31. Fee																																																																																						
1 MM/DD/CCYY			02		D1351	SEALANTS			XXX : XX																																																																																						
2 MM/DD/CCYY			03		D1351	SEALANTS			XXX : XX																																																																																						
3 MM/DD/CCYY			18		D1351	SEALANTS			XXX : XX																																																																																						
4 MM/DD/CCYY			19		D1351	SEALANTS			XXX : XX																																																																																						
5																																																																																															
6																																																																																															
7																																																																																															
8																																																																																															
9																																																																																															
10																																																																																															
MISSING TEETH INFORMATION																																																																																															
34. (Place an 'X' on each missing tooth)																																																																																															
<table border="1"> <tr> <td colspan="16">Permanent</td> <td colspan="12">Primary</td> <td colspan="2">32. Other Fee(s)</td> </tr> <tr> <td>1</td><td>2</td><td>3</td><td>4</td><td>5</td><td>6</td><td>7</td><td>8</td><td>9</td><td>10</td><td>11</td><td>12</td><td>13</td><td>14</td><td>15</td><td>16</td> <td>A</td><td>B</td><td>C</td><td>D</td><td>E</td><td>F</td><td>G</td><td>H</td><td>I</td><td>J</td> <td></td><td></td> </tr> <tr> <td>32</td><td>31</td><td>30</td><td>29</td><td>28</td><td>27</td><td>26</td><td>25</td><td>24</td><td>23</td><td>22</td><td>21</td><td>20</td><td>19</td><td>18</td><td>17</td> <td>T</td><td>S</td><td>R</td><td>Q</td><td>P</td><td>O</td><td>N</td><td>M</td><td>L</td><td>K</td> <td>33. Total Fee</td><td>XXX : XX</td> </tr> </table>										Permanent																Primary												32. Other Fee(s)		1	2	3	4	5	6	7	8	9	10	11	12	13	14	15	16	A	B	C	D	E	F	G	H	I	J			32	31	30	29	28	27	26	25	24	23	22	21	20	19	18	17	T	S	R	Q	P	O	N	M	L	K	33. Total Fee	XXX : XX
Permanent																Primary												32. Other Fee(s)																																																																			
1	2	3	4	5	6	7	8	9	10	11	12	13	14	15	16	A	B	C	D	E	F	G	H	I	J																																																																						
32	31	30	29	28	27	26	25	24	23	22	21	20	19	18	17	T	S	R	Q	P	O	N	M	L	K	33. Total Fee	XXX : XX																																																																				
35. Remarks																																																																																															
AUTHORIZATIONS																																																																																															
36. I have been informed of the treatment plan and associated fees. I agree to be responsible for all charges for dental services and materials not paid by my dental benefit plan, unless prohibited by law, or the treating dentist or dental practice has a contractual agreement with my plan prohibiting all or a portion of such charges. To the extent permitted by law, I consent to your use and disclosure of my protected health information to carry out payment activities in connection with this claim.																																																																																															
X _____ Patient/Guardian signature Date																																																																																															
37. I hereby authorize and direct payment of the dental benefits otherwise payable to me, directly to the below named dentist or dental entity.																																																																																															
X _____ Subscriber signature Date																																																																																															
ANCILLARY CLAIM/TREATMENT INFORMATION																																																																																															
38. Place of Treatment <input checked="" type="checkbox"/> Provider's Office <input type="checkbox"/> Hospital <input type="checkbox"/> ECF <input type="checkbox"/> Other																																																																																															
39. Number of Enclosures (00 to 99) Radiograph(s) _____ Other Image(s) _____ Model(s) _____																																																																																															
40. Is Treatment for Orthodontics? <input checked="" type="checkbox"/> No (Skip 41-42) <input type="checkbox"/> Yes (Complete 41-42)																																																																																															
41. Date Appliance Placed (MM/DD/CCYY)																																																																																															
42. Months of Treatment Remaining <input type="checkbox"/> No <input type="checkbox"/> Yes (Complete 44)																																																																																															
43. Replacement of Prosthesis? <input type="checkbox"/> No <input type="checkbox"/> Yes (Complete 44)																																																																																															
44. Date Prior Placement (MM/DD/CCYY)																																																																																															
45. Treatment Resulting from <input type="checkbox"/> Occupational illness/injury <input type="checkbox"/> Auto accident <input type="checkbox"/> Other accident																																																																																															
46. Date of Accident (MM/DD/CCYY)																																																																																															
47. Auto Accident State																																																																																															
BILLING DENTIST OR DENTAL ENTITY (Leave blank if dentist or dental entity is not submitting claim on behalf of the patient or insured/subscriber)																																																																																															
48. Name, Address, City, State, Zip Code I.M. HEALTHCHECK NURSING AGENCY 1 W. WILLIAMS ST. ANYTOWN, WI 55555-1234																																																																																															
49. NPI 0111111110		50. License Number		51. SSN or TIN																																																																																											
52. Phone Number () -		52A. Additional Provider ID 123456789X																																																																																													
TREATING DENTIST AND TREATMENT LOCATION INFORMATION																																																																																															
53. I hereby certify that the procedures as indicated by date are in progress (for procedures that require multiple visits) or have been completed.																																																																																															
X <i>J.M. Provider</i> MM/DD/CCYY Signed (Treating Dentist) Date																																																																																															
54. NPI 0222222220				55. License Number																																																																																											
56. Address, City, State, Zip Code				56A. Provider Specialty Code 123456789X																																																																																											
57. Phone Number () -				58. Additional Provider ID																																																																																											

© 2006 American Dental Association
J400 (Same as ADA Dental Claim Form - J401, J402, J403, J404)

To Reorder call 1-800-947-4746
or go online at www.adacatalog.org

Topic #15377

American Dental Association 2012 Claim Form

Completion Instructions

A [sample ADA \(American Dental Association\) 2012 claim form](#) is available for HealthCheck providers.

Use the following claim form completion instructions, not the claim form's printed descriptions, to avoid denial or inaccurate claim payment. Complete all required elements as appropriate. Be advised that every code used, even if it is entered in a non-required element, is required to be a valid code. Do not include attachments unless instructed to do so.

Members enrolled in BadgerCare Plus or Medicaid receive a ForwardHealth ID card. Always verify a member's enrollment before providing nonemergency services to determine if there are any limitations on covered services and to obtain the correct spelling of the member's name.

When submitting a claim with multiple pages, providers are required to indicate page numbers using the format "Page X of X" in the upper right corner of the claim form.

Submit completed single-page paper claims to the following address:

ForwardHealth
Claims and Adjustments
313 Blettner Blvd
Madison WI 53784

Submit completed multiple-page paper claims to the following address:

ForwardHealth
Multiple-Page Dental Claims
Ste 22
313 Blettner Blvd
Madison WI 53784

HEADER INFORMATION

Element 1 — Type of Transaction (not required)

Element 2 — Predetermination/Preauthorization Number (not required)

INSURANCE COMPANY/DENTAL BENEFIT PLAN INFORMATION

Element 3 — Company/Plan Name, Address, City, State, Zip Code (not required)

OTHER COVERAGE

Element 4 — Dental? Medical? (not required)

Element 5 — Name of Policyholder/Subscriber in #4 (Last, First, Middle Initial, Suffix) (not required)

Element 6 — Date of Birth (MM/DD/CCYY) (not required)

Element 7 — Gender (not required)

Element 8 — Policyholder/Subscriber ID (SSN or ID#) (not required)

Element 9 — Plan/Group Number (not required)**Element 10 — Patient's Relationship to Person Named in #5 (not required)****Element 11 — Other Insurance Company/Dental Benefit Plan Name, Address, City, State, Zip Code**

Except for a few instances, ForwardHealth is the payer of last resort for any services covered by ForwardHealth. This means the provider is required to make a reasonable effort to exhaust all other health insurance (for example, commercial health insurance including dental, Medicare, Medicare Advantage Plans) sources before billing ForwardHealth unless the service is not covered by other health insurance. Element 11 identifies Medicare and commercial health insurance and whether the member has commercial health insurance coverage, Medicare coverage, or both.

There are specific instructions for each coverage type. Providers should use the following guidelines for this element depending on the member's coverage:

- ┆ Members with commercial health insurance coverage
- ┆ Members with Medicare coverage
- ┆ Members with both Medicare and commercial health insurance coverage

Members with Commercial Health Insurance Coverage

Commercial health insurance coverage must be billed prior to submitting claims to ForwardHealth, unless the service does not require commercial health insurance billing as determined by ForwardHealth. Commercial health insurance coverage is indicated by Wisconsin's EVS (Enrollment Verification System) under "Other Commercial Health Insurance." ForwardHealth has defined a set of ["other insurance" indicators](#). Additionally, ForwardHealth has identified specific CDT (Current Dental Terminology) codes must be billed to other health insurance sources prior to being billed to ForwardHealth.

Note: When commercial health insurance paid only for some services (or applied a payment to the member's cost share) and denied payment for the others, ForwardHealth recommends that providers submit two separate claims. To maximize reimbursement, one claim should be submitted for the partially paid services and another claim should be submitted for the services that were denied.

The following table indicates appropriate other insurance codes for use in Element 11.

Code	Description
OI-P	PAID in part or in full by commercial health insurance, and/or was applied toward the deductible, coinsurance, copay, blood deductible, or psychiatric reduction. Indicate the amount paid by commercial health insurance to the provider or to the insured.
OI-D	DENIED by commercial health insurance following submission of a correct and complete claim. Do not use this code unless the claim was actually billed to the commercial health insurer.
OI-Y	YES, the member has commercial health insurance coverage, but it was not billed for reasons including, but not limited to, the following: <ul style="list-style-type: none"> ┆ The member denied coverage or will not cooperate. ┆ The provider knows the service in question is not covered by the carrier. ┆ The member's commercial health insurance failed to respond to initial and follow-up claims. ┆ Benefits are not assignable or cannot get assignment. ┆ Benefits are exhausted.

Note: The provider may not use OI-D or OI-Y if the member is covered by a commercial HMO and the HMO denied payment because an otherwise covered service was not rendered by a designated provider. Services covered by a commercial HMO are not reimbursable by ForwardHealth except for the copay and deductible amounts. Providers who receive a capitation payment from the commercial HMO may not bill ForwardHealth for services that are included in the capitation payment.

Members with Medicare Coverage

Submit claims to Medicare before submitting claims to ForwardHealth.

Do not enter a Medicare disclaimer code in Element 11 when one or more of the following statements is true:

- ┆ Medicare never covers the procedure in any circumstance.
- ┆ ForwardHealth indicates the member does **not** have any Medicare coverage, including a Medicare Advantage Plan, for the service provided. For example, the service is covered by Medicare Part A, but the member does not have Medicare Part A.
- ┆ ForwardHealth indicates that the provider is not Medicare enrolled.
- ┆ Medicare has allowed the charges. In this case, attach the EOMB (Explanation of Medicare Benefits), but do not indicate on the claim form the amount Medicare paid.

If none of the previous statements is true, a Medicare disclaimer code is necessary. The following table indicates appropriate Medicare disclaimer codes for use in Element 11 when billing Medicare prior to billing ForwardHealth.

Code	Description
M-7	<p>Medicare disallowed or denied payment. This code applies when Medicare denies the claim for reasons related to policy (not billing errors), or the member's lifetime benefit, SOI (spell of illness), or yearly allotment of available benefits is exhausted.</p> <p><i>For Medicare Part A, use M-7 in the following instances (all three criteria must be met):</i></p> <ul style="list-style-type: none"> ┆ The provider is identified in ForwardHealth files as enrolled in Medicare Part A. ┆ The member is eligible for Medicare Part A. ┆ The service is covered by Medicare Part A but is denied by Medicare Part A due to frequency limitations, diagnosis restrictions, or exhausted benefits. <p><i>For Medicare Part B, use M-7 in the following instances (all three criteria must be met):</i></p> <ul style="list-style-type: none"> ┆ The provider is identified in ForwardHealth files as enrolled in Medicare Part B. ┆ The member is eligible for Medicare Part B. ┆ The service is covered by Medicare Part B but is denied by Medicare Part B due to frequency limitations, diagnosis restrictions, or exhausted benefits.
M-8	<p>Noncovered Medicare service. This code may be used when Medicare was not billed because the service is not covered in this circumstance.</p> <p><i>For Medicare Part A, use M-8 in the following instances (all three criteria must be met):</i></p> <ul style="list-style-type: none"> ┆ The provider is identified in ForwardHealth files as enrolled in Medicare Part A.

- 1 The member is eligible for Medicare Part A.
- 1 The service is usually covered by Medicare Part A but not in this circumstance (for example, member's diagnosis).

For Medicare Part B, use M-8 in the following instances (all three criteria must be met):

- 1 The provider is identified in ForwardHealth files as enrolled in Medicare Part B.
- 1 The member is eligible for Medicare Part B.
- 1 The service is usually covered by Medicare Part B but not in this circumstance (for example, member's diagnosis).

Members with Both Medicare and Commercial Health Insurance Coverage

Use both a Medicare disclaimer code ("M-7" or "M-8") and an other insurance indicator code (for example, "OI-P") when applicable.

POLICYHOLDER/SUBSCRIBER INFORMATION

Element 12 — Policyholder/Subscriber Name (Last, First, Middle Initial, Suffix), Address, City, State, Zip Code

Enter the member's last name, first name, and middle initial. Use the EVS to obtain the correct spelling of the member's name. If the name or spelling of the name on the ForwardHealth card and the EVS do not match, use the spelling from the EVS. The member's address, city, state, and ZIP code are not required.

Element 13 — Date of Birth (MM/DD/CCYY)

Enter the member's birth date in MM/DD/CCYY format.

Element 14 — Gender (not required)

Element 15 — Policyholder/Subscriber ID (SSN or ID#)

Enter the member ID number. Do not enter any other numbers or letters. Use the ForwardHealth card or the EVS to obtain the correct member ID.

Element 16 — Plan/Group Number (not required)

Element 17 — Employer Name (not required)

PATIENT INFORMATION

Element 18 — Relationship to Policyholder/Subscriber in #12 Above (not required)

Element 19 — Reserved For Future Use (not required)

Element 20 — Name (Last, First, Middle Initial, Suffix), Address, City, State, Zip Code (not required)

Element 21 — Date of Birth (MM/DD/CCYY) (not required)

Element 22 — Gender (not required)

Element 23 — Patient ID/Account # (Assigned by Dentist) (not required)

RECORD OF SERVICES PROVIDED

Element 24 — Procedure Date (MM/DD/CCYY)

Enter the DOS (dates of service) in MM/DD/CCYY format for each detail.

Element 25 — Area of Oral Cavity

If the procedure applies to gingivectomy, perio scaling, repair of dentures or partials, alveoplasty, or fixed bilateral space maintenance, the area of the oral cavity is entered here.

Element 26 — Tooth System (not required)

Element 27 — Tooth Number(s) or Letter(s)

If the procedure applies to only one tooth, the tooth number or tooth letter is entered here.

Element 28 — Tooth Surface

Enter the tooth surface(s) restored for each restoration.

Element 29 — Procedure Code

Enter the appropriate procedure code for each dental service provided.

Element 29a — Diag. Pointer (not required)

Element 29b — Qty. (not required)

Element 30 — Description

Write a brief description of each procedure.

Element 31 — Fee

Enter the usual and customary charge for each detail line of service.

Element 31a — Other Fee(s) (required for other insurance information, if applicable)

Enter the actual amount paid by commercial health or dental insurance. (If the dollar amount indicated in Element 31a is greater than zero, and/or was applied toward the deductible, coinsurance, copay, blood deductible, or psychiatric reduction, "OI-P" must be indicated in Element 11.) Do not include the deductible, coinsurance, copay, blood deductible, or psychiatric reduction amount within Element 31a. **If the commercial health insurance plan paid on only some services, those partially paid services should be submitted on a separate claim from the unpaid services to maximize reimbursement.** This allows ForwardHealth to appropriately credit the payments. If the commercial health insurance denied the claim, enter "000." Do **not** enter Medicare-paid amounts in this field.

Element 32 — Total Fee

Enter the total of all detail charges. Do not subtract other insurance payments.

Element 33 — Missing Teeth Information (Place an "X" on each missing tooth.) (not required)

Element 34 — Diagnosis Code List Qualifier (not required)

Element 34a — Diagnosis Code(s) (not required)

Element 35 — Remarks (required, if applicable)

List any unusual services, including reasons why limitations were exceeded. Providers should enter the word "Emergency" in this element for an emergency service.

AUTHORIZATIONS

Element 36 — Patient/Guardian Signature and Date (not required)

Element 37 — Subscriber Signature and Date (not required)**ANCILLARY CLAIM/TREATMENT INFORMATION****Element 38 — Place of Treatment**

Enter the two-digit POS (place of service) code. ForwardHealth has established [allowable POS codes](#) for dental services. Frequently used codes include the following: 11=Office; 19=Off Campus — Outpatient Hospital; 21=Inpatient Hospital; 22=On Campus — Outpatient Hospital; 31=Skilled Nursing Facility; 32=Nursing Facility.

Element 39 — Enclosures (Y or N) (not required)**Element 40 — Is Treatment for Orthodontics? (not required)****Element 41 — Date Appliance Placed (MM/DD/CCYY) (not required)****Element 42 — Months of Treatment Remaining (not required)****Element 43 — Replacement of Prosthesis (not required)****Element 44 — Date of Prior Placement (MM/DD/CCYY) (not required)****Element 45 — Treatment Resulting from (required, if applicable)**

Check the appropriate box if the dental services were the result of an occupational illness/injury, auto accident, or other accident.

Element 46 — Date of Accident (MM/DD/CCYY) (required, if applicable)

If a box was checked in Element 45, enter the date the accident happened.

Element 47 — Auto Accident State (required, if applicable)

Enter the state where the auto accident occurred.

BILLING DENTIST OR DENTAL ENTITY**Element 48 — Name, Address, City, State, Zip Code**

Enter the name of the provider submitting the claim and the complete mailing address. The minimum requirement is the provider's name, street, city, state, and ZIP+4 code. If the billing provider is a group or clinic, enter the group or clinic name in this element. The name in Element 48 must correspond with the NPI (National Provider Identifier) in Element 49.

Element 49 — NPI

Enter the NPI of the billing provider. The NPI in this element must correspond with the provider name indicated in Element 48.

Element 50 — License Number (not required)**Element 51 — SSN or TIN (not required)****Element 52 — Phone Number (not required)****Element 52a — Additional Provider ID**

Enter the billing provider's 10-digit taxonomy code. The taxonomy code in this element must correspond with the NPI indicated in Element 49.

TREATING DENTIST AND TREATMENT LOCATION INFORMATION**Element 53 — Dentist's Signature and Date**

The provider or the authorized representative must sign in Element 53. The month, day, and year the form is signed must also be entered in MM/DD/CCYY format.

Note: The signature may be a computer-printed or typed name and date or a signature stamp with a date. However, claims with "signature on file" stamps are denied.

Element 54 — NPI (required, if applicable)

If the treating provider's NPI is different than the billing provider NPI in Element 49, enter the treating provider's NPI in this element.

Element 55 — License Number (not required)

Element 56 — Address, City, State, Zip Code (not required)

Element 56a — Provider Specialty Code (required, if applicable)

Enter the treating provider's 10-digit taxonomy code. The taxonomy code in this element must correspond with the NPI indicated in Element 54.

Element 57 — Phone Number (not required)

Element 58 — Additional Provider ID (not required)

Sample American Dental Association 2012 Claim Form for HealthCheck Providers

ADA American Dental Association® Dental Claim Form

HEADER INFORMATION																																																			
1. Type of Transaction (Mark all applicable boxes) <input type="checkbox"/> Statement of Actual Services <input type="checkbox"/> Request for Predetermination/Preauthorization <input checked="" type="checkbox"/> EPSDT / Title XIX																																																			
2. Predetermination/Preauthorization Number																																																			
INSURANCE COMPANY/DENTAL BENEFIT PLAN INFORMATION																																																			
3. Company/Plan Name, Address, City, State, Zip Code																																																			
POLICYHOLDER/SUBSCRIBER INFORMATION (For Insurance Company Named in #3)																																																			
12. Policyholder/Subscriber Name (Last, First, Middle Initial, Suffix), Address, City, State, Zip Code MEMBER, IM A																																																			
13. Date of Birth (MM/DD/CCYY) MM/DD/CCYY				14. Gender <input type="checkbox"/> M <input type="checkbox"/> F		15. Policyholder/Subscriber ID (SSN or ID#) 1234567890																																													
16. Plan/Group Number						17. Employer Name																																													
PATIENT INFORMATION																																																			
18. Relationship to Policyholder/Subscriber in #12 Above <input type="checkbox"/> Self <input type="checkbox"/> Spouse <input type="checkbox"/> Dependent Child <input type="checkbox"/> Other										19. Reserved For Future Use																																									
20. Name (Last, First, Middle Initial, Suffix), Address, City, State, Zip Code																																																			
21. Date of Birth (MM/DD/CCYY)				22. Gender <input type="checkbox"/> M <input type="checkbox"/> F		23. Patient ID/Account # (Assigned by Dentist)																																													
RECORD OF SERVICES PROVIDED																																																			
24. Procedure Date (MM/DD/CCYY)		25. Area of Oral Cavity		26. Tooth System		27. Tooth Number(s) or Letter(s)		28. Tooth Surface		29. Procedure Code		29a. Diag. Pointer		29b. Qty.		30. Description		31. Fee																																	
1 MM/DD/CCYY						02				D1351						SEALANTS		XXX.XX																																	
2 MM/DD/CCYY						03				D1351						SEALANTS		XXX.XX																																	
3 MM/DD/CCYY						18				D1351						SEALANTS		XXX.XX																																	
4 MM/DD/CCYY						19				D1351						SEALANTS		XXX.XX																																	
5																																																			
6																																																			
7																																																			
8																																																			
9																																																			
10																																																			
33. Missing Teeth Information (Place an "X" on each missing tooth.)												34. Diagnosis Code List Qualifier <input type="checkbox"/> (ICD-9 = B; ICD-10 = AB)				31a. Other Fee(s)																																			
<table border="1" style="width: 100%; border-collapse: collapse; text-align: center;"> <tr><td>1</td><td>2</td><td>3</td><td>4</td><td>5</td><td>6</td><td>7</td><td>8</td><td>9</td><td>10</td><td>11</td><td>12</td><td>13</td><td>14</td><td>15</td><td>16</td></tr> <tr><td>32</td><td>31</td><td>30</td><td>29</td><td>28</td><td>27</td><td>26</td><td>25</td><td>24</td><td>23</td><td>22</td><td>21</td><td>20</td><td>19</td><td>18</td><td>17</td></tr> </table>												1	2	3	4	5	6	7	8	9	10	11	12	13	14	15	16	32	31	30	29	28	27	26	25	24	23	22	21	20	19	18	17	34a. Diagnosis Code(s) (Primary diagnosis in "A") A _____ C _____				32. Total Fee XXX.XX			
1	2	3	4	5	6	7	8	9	10	11	12	13	14	15	16																																				
32	31	30	29	28	27	26	25	24	23	22	21	20	19	18	17																																				
35. Remarks																																																			
AUTHORIZATIONS												ANCILLARY CLAIM/TREATMENT INFORMATION																																							
36. I have been informed of the treatment plan and associated fees. I agree to be responsible for all charges for dental services and materials not paid by my dental benefit plan, unless prohibited by law, or the treating dentist or dental practice has a contractual agreement with my plan prohibiting all or a portion of such charges. To the extent permitted by law, I consent to your use and disclosure of my protected health information to carry out payment activities in connection with this claim. X _____ Date _____ Patient/Guardian Signature												38. Place of Treatment 11 (e.g. 11=office; 22=OP Hospital) (Use "Place of Service Codes for Professional Claims")								39. Enclosures (Y or N) <input type="checkbox"/>																															
37. I hereby authorize and direct payment of the dental benefits otherwise payable to me, directly to the below named dentist or dental entity. X _____ Date _____ Subscriber Signature												40. Is Treatment for Orthodontics? <input checked="" type="checkbox"/> No (Skip 41-42) <input type="checkbox"/> Yes (Complete 41-42)								41. Date Appliance Placed (MM/DD/CCYY)																															
												42. Months of Treatment Remaining <input type="checkbox"/> No <input type="checkbox"/> Yes (Complete 44)								43. Replacement of Prosthesis <input type="checkbox"/> No <input type="checkbox"/> Yes (Complete 44)																															
												44. Date of Prior Placement (MM/DD/CCYY)																																							
												45. Treatment Resulting from <input type="checkbox"/> Occupational illness/injury <input type="checkbox"/> Auto accident <input type="checkbox"/> Other accident																																							
												46. Date of Accident (MM/DD/CCYY)								47. Auto Accident State																															
BILLING DENTIST OR DENTAL ENTITY (Leave blank if dentist or dental entity is not submitting claim on behalf of the patient or insured/subscriber.)												TREATING DENTIST AND TREATMENT LOCATION INFORMATION																																							
48. Name, Address, City, State, Zip Code I.M. HEALTHCHECK NURSING AGENCY 1 W. WILLIAMS ST. ANYTOWN, WI 55555-1234												53. I hereby certify that the procedures as indicated by date are in progress (for procedures that require multiple visits) or have been completed. X <i>J.M. Provider</i> MM/DD/CCYY Signed (Treating Dentist) Date																																							
49. NPI 0111111110												54. NPI 0222222220								55. License Number																															
50. License Number												56. Address, City, State, Zip Code								56a. Provider Specialty Code 123456789X																															
51. SSN or TIN																																																			
52. Phone Number () -												52a. Additional Provider ID 123456789X								57. Phone Number () -																															
																				58. Additional Provider ID																															

©2012 American Dental Association
J430D (Same as ADA Dental Claim Form – J430, J431, J432, J433, J434)

To reorder call 800.947.4746
or go online at adacatalog.org

Topic #542

Attached Documentation

Providers should not submit additional documentation with a claim **unless** specifically requested.

Topic #6957

Copy Claims on the ForwardHealth Portal

Providers can copy institutional, professional, and dental paid claims on the ForwardHealth Portal. Providers can open any paid claim, click the "Copy" button, and all of the information on the claim will be copied over to a new claim form. Providers can then make any desired changes to the claim form and click "Submit" to submit as a new claim. After submission, ForwardHealth will issue a response with a new ICN (internal control number) along with the claim status.

Topic #5017

Correct Errors on Claims and Resubmit to ForwardHealth on the Portal

Providers can view [EOB \(Explanation of Benefits\) codes](#) and descriptions for any claim submitted to ForwardHealth on the ForwardHealth Portal. The EOBs help providers determine why a claim did not process successfully, so providers may correct the error online and resubmit the claim. The EOB appears on the bottom of the screen and references the applicable claim header or detail.

Topic #4997

Direct Data Entry of Professional and Institutional Claims on the Portal

Providers can submit the following claims to ForwardHealth via DDE (Direct Data Entry) on the ForwardHealth Portal:

- | Professional claims
- | Institutional claims
- | Dental claims
- | Compound drug claims
- | Noncompound drug claims

DDE is an online application that allows providers to submit claims directly to ForwardHealth.

When submitting claims via DDE, required fields are indicated with an asterisk next to the field. If a required field is left blank, the claim will not be submitted, and a message will appear prompting the provider to complete the specific required field(s). Portal help is available for each online application screen. In addition, search functions accompany certain fields so providers do not need to look up the following information in secondary resources.

On professional claim forms, providers may search for and select the following:

- | Procedure codes
- | Modifiers

- | Diagnosis codes
- | Place of service codes

On institutional claim forms, providers may search for and select the following:

- | Type of bill
- | Patient status
- | Visit point of origin
- | Visit priority
- | Diagnosis codes
- | Revenue codes
- | Procedure codes
- | HIPPS (Health Insurance Prospective Payment System) codes
- | Modifiers

On dental claims, providers may search for and select the following:

- | Procedure codes
- | Rendering providers
- | Area of the oral cavity
- | Place of service codes

On compound and noncompound drug claims, providers may search for and select the following:

- | Diagnosis codes
- | NDCs (National Drug Codes)
- | Place of service codes
- | Professional service codes
- | Reason for service codes
- | Result of service codes

Using DDE, providers may submit claims for compound drugs and single-entity drugs. Any provider, including a provider of DME (durable medical equipment) or of DMS (disposable medical supplies) who submits noncompound drug claims, may submit these claims via DDE. All claims, including POS (Point-of-Sale) claims, are viewable via DDE.

Topic #344

Electronic Claim Submission

Providers are encouraged to submit claims electronically. Electronic claim submission does the following:

- | Adapts to existing systems
- | Allows flexible submission methods
- | Improves cash flow
- | Offers efficient and timely payments
- | Reduces billing and processing errors
- | Reduces clerical effort

Topic #2412

Electronic Claim Submission for HealthCheck Services

Electronic claims for HealthCheck services must be submitted using the following transactions:

- ▮ 837P (837 Health Care Claim: Professional) transaction (for HealthCheck and HealthCheck outreach and case management services)
- ▮ 837D (837 Health Care Claim: Dental) transaction for dental sealants (for HealthCheck nursing agencies only)

Electronic claims for HealthCheck services submitted using any transaction other than the 837P or 837D will be denied.

Providers should use the appropriate [companion guide](#) for the 837 transaction when submitting claims for the 837P and 837D transactions.

Provider Electronic Solutions Software

The DMS (Division of Medicaid Services) offers electronic billing software at no cost to the provider. PES (Provider Electronic Solutions) software allows providers to submit electronic claims using the 837 transaction. To obtain PES software, providers may download it from the [ForwardHealth Portal](#). For assistance installing and using PES software, providers may call the [EDI \(Electronic Data Interchange\) Helpdesk](#).

Topic #16937

Electronic Claims and Claim Adjustments With Other Commercial Health Insurance Information

Effective for claims and claim adjustments submitted electronically via the Portal or PES software on and after June 16, 2014, other insurance information must be submitted at the detail level on professional, institutional, and dental claims and adjustments if it was processed at the detail level by the primary insurance. Except for a few instances, Wisconsin Medicaid or BadgerCare Plus is the payer of last resort for any covered services; therefore, providers are required to make a reasonable effort to exhaust all existing other health insurance sources before submitting claims to ForwardHealth or to a state-contracted MCO (managed care organization).

Other insurance information that is submitted at the detail level via the Portal or PES software will be processed at the detail level by ForwardHealth.

Under HIPAA (Health Insurance Portability and Accountability Act of 1996), claims and adjustments submitted using an 837 transaction must include detail-level information for other insurance if they were processed at the detail level by the primary insurance.

Adjustments to Claims Submitted Prior to June 16, 2014

Providers who submit professional, institutional, or dental claim adjustments electronically on and after June 16, 2014, for claims originally submitted prior to June 16, 2014, are required to submit other insurance information at the detail level on the adjustment if it was processed at the detail level by the primary insurance.

Topic #365

Extraordinary Claims

[Extraordinary claims](#) are claims that have been denied by a BadgerCare Plus HMO or SSI HMO and should be submitted to fee-for-service.

Topic #4837

HIPAA-Compliant Data Requirements

Procedure Codes

All fields submitted on paper and electronic claims are edited to ensure HIPAA (Health Insurance Portability and Accountability Act of 1996) compliance before being processed. Compliant code sets include CPT (Current Procedural Terminology) and HCPCS (Healthcare Common Procedure Coding System) procedure codes entered into all fields, including those fields that are Not Required or Optional.

If the information in all fields is not valid and recognized by ForwardHealth, the claim will be denied.

Provider Numbers

For health care providers, NPIs (National Provider Identifiers) are required in all provider number fields on paper claims and 837 (837 Health Care Claim) transactions, including rendering, billing, referring, prescribing, attending, and Other provider fields.

Non-healthcare providers, including personal care providers, SMV (specialized medical vehicle) providers, blood banks, and CCOs (community care organizations) should enter valid provider numbers into fields that require a provider number.

Topic #562

Managed Care Organizations

Claims for services that are covered in a member's state-contracted MCO (managed care organization) should be submitted to that MCO.

Topic #10837

Note Field for Most Claims Submitted Electronically

In some instances, ForwardHealth requires providers to include a description of a service identified by an unlisted, or NOC (not otherwise classified), procedure code. Providers submitting claims electronically should include a description of an NOC procedure code in a Notes field, if required. The Notes field allows providers to enter up to 80 characters. In some cases, the Notes field allows providers to submit NOC procedure code information on a claim electronically instead of on a paper claim or with a paper attachment to an electronic claim.

The Notes field should only be used for NOC procedure codes that do not require PA (prior authorization).

Claims Submitted via the ForwardHealth Portal Direct Data Entry or Provider Electronic Solutions

A notes field is available on the ForwardHealth Portal DDE (Direct Data Entry) and PES (Provider Electronic Solutions) software when providers submit the following types of claims:

- | Professional
- | Institutional
- | Dental

On the professional form, the Notes field is available on each detail. On the institutional and dental forms, the Notes field is only available on the header.

Claims Submitted via 837 Health Care Claim Transactions

ForwardHealth accepts and utilizes information submitted by providers about NOC procedure codes in certain loops/segments on the 837 (837 Health Care Claim) transactions. Refer to the [companion guides](#) for more information.

Topic #561

Paper Claim Form Preparation and Data Alignment Requirements

Optical Character Recognition

Paper claims submitted to ForwardHealth on the 1500 Health Insurance Claim Form ((02/12)) and UB-04 Claim Form are processed using OCR (Optical Character Recognition) software that recognizes printed, alphanumeric text. OCR software increases efficiency by alleviating the need for keying in data from paper claims.

The data alignment requirements do not apply to the [Compound Drug Claim \(F-13073 \(04/2017\)\)](#) form and the [Noncompound Drug Claim \(F-13072 \(02/2025\)\)](#) form.

Speed and Accuracy of Claims Processing

OCR software processes claim forms by reading text within fields on claim forms. After a paper claim form is received by ForwardHealth, the claim form is scanned so that an image can be displayed electronically. The OCR software reads the electronic image on file and populates the information into the ForwardHealth interChange system. This technology increases accuracy by removing the possibility of errors being made during manual keying.

OCR software speeds paper claim processing, but only if providers prepare their claim forms correctly. In order for OCR software to read the claim form accurately, the quality of copy and the alignment of text within individual fields on the claim form need to be precise. If data are misaligned, the claim could be processed incorrectly. If data cannot be read by the OCR software, the process will stop and the electronic image of the claim form will need to be reviewed and keyed manually. This will cause an increase in processing time.

Handwritten Claims

Submitting handwritten claims should be avoided whenever possible. ForwardHealth accepts handwritten claims; however, it is very difficult for OCR software to read a handwritten claim. If a handwritten claim cannot be read by the OCR software, it will need to be keyed manually from the electronic image of the claim form. Providers should avoid submitting claims with handwritten corrections as this can also cause OCR software processing delays.

Use Original Claim Forms

Only original 1500 Health Insurance Claim Forms and UB-04 Claim Forms should be submitted. Original claim forms are printed in red ink and may be obtained from a federal forms supplier. ForwardHealth does not provide these claim forms. Claims that are submitted as photocopies cannot be read by OCR software and will need to be keyed manually from an electronic image of the claim form. This could result in processing delays.

Use Laser or Ink Jet Printers

It is recommended that claims are printed using laser or ink jet printers rather than printers that use DOT matrix. DOT matrix printers have breaks in the letters and numbers, which may cause the OCR software to misread the claim form. Use of old or worn ink cartridges should also be avoided. If the claim form is read incorrectly by the OCR software, the claim may be denied or reimbursed incorrectly. The process may also be stopped if it is unable to read the claim form, which will cause a delay while it is manually reviewed.

Alignment

Alignment within each field on the claim form needs to be accurate. If text within a field is aligned incorrectly, the OCR software may not recognize that data are present within the field or may not read the data correctly. For example, if a reimbursement amount of \$300.00 is entered into a field on the claim form, but the last "0" is not aligned within the field, the OCR software may read the number as \$30.00, and the claim will be reimbursed incorrectly.

To get the best alignment on the claim form, providers should center information vertically within each field, and align all information on the same horizontal plane. Avoid squeezing two lines of text into one of the six line items on the 1500 Health Insurance Claim Form.

The following sample claim forms demonstrate correct and incorrect alignment:

- | [Correct alignment](#) for the 1500 Health Insurance Claim Form.
- | [Incorrect alignment](#) for the 1500 Health Insurance Claim Form.
- | [Correct alignment](#) for the UB-04 Claim Form.
- | [Incorrect alignment](#) for the UB-04 Claim Form.

Clarity

Clarity is very important. If information on the claim form is not clear enough to be read by the OCR software, the process may stop, prompting manual review.

The following guidelines will produce the clearest image and optimize processing time:

- | Use 10-point or 12-point Times New Roman or Courier New font.
- | Type all claim data in uppercase letters.
- | Use only black ink to complete the claim form.
- | Avoid using italics, bold, or script.
- | Make sure characters do not touch.
- | Make sure there are no lines from the printer cartridge anywhere on the claim form.
- | Avoid using special characters such as dollar signs, decimals, dashes, asterisks, or backslashes, unless it is specified that these characters should be used.
- | Use Xs in check boxes. Avoid using letters such as Y for Yes, N for No, M for Male, or F for Female.
- | Do not highlight any information on the claim form. Highlighted information blackens when it is imaged, and the OCR software will be unable to read it.

Note: The above guidelines will also produce the clearest image for claims that need to be keyed manually from an electronic image.

Staples, Correction Liquid, and Correction Tape

The use of staples, correction liquid, correction tape, labels, or stickers on claim forms should be avoided. Staples need to be removed from claim forms before they can be imaged, which can damage the claim and cause a delay in processing time. Correction liquid, correction tape, labels, and stickers can cause data to be read incorrectly or cause the OCR process to stop.

prompting manual review. If the form cannot be read by the OCR software, it will need to be keyed manually from an electronic image.

Additional Diagnosis Codes

ForwardHealth will accept up to 12 diagnosis codes in Item Number 21 of the 1500 Health Insurance Claim Form.

Sample of a Correctly Aligned 1500 Health Insurance Claim Form



HEALTH INSURANCE CLAIM FORM

APPROVED BY NATIONAL UNIFORM CLAIM COMMITTEE (NUCC) 02/12

PICA										PICA									
1. MEDICARE <input type="checkbox"/> MEDICAID <input checked="" type="checkbox"/> TRICARE <input type="checkbox"/> CHAMPVA <input type="checkbox"/> GROUP HEALTH PLAN <input type="checkbox"/> FECA <input type="checkbox"/> BLK LUNG <input type="checkbox"/> OTHER <input type="checkbox"/>										1a. INSURED'S ID. NUMBER (For Program in Item 1)									
2. PATIENT'S NAME (Last Name, First Name, Middle Initial)										4. INSURED'S NAME (Last Name, First Name, Middle Initial)									
MEMBER, IM A										SAME									
5. PATIENT'S ADDRESS (No., Street)										7. INSURED'S ADDRESS (No., Street)									
609 WILLOW ST																			
CITY										CITY									
ANYTOWN																			
STATE										STATE									
WI																			
ZIP CODE										ZIP CODE									
55555																			
TELEPHONE (Include Area Code)										TELEPHONE (Include Area Code)									
(444) 444-4444																			
9. OTHER INSURED'S NAME (Last Name, First Name, Middle Initial)										11. INSURED'S POLICY GROUP OR FECA NUMBER									
a. OTHER INSURED'S POLICY OR GROUP NUMBER										a. INSURED'S DATE OF BIRTH									
b. RESERVED FOR NUCC USE										MM DD YY M F									
c. RESERVED FOR NUCC USE										b. OTHER CLAIM ID (Designated by NUCC)									
d. INSURANCE PLAN NAME OR PROGRAM NAME										c. INSURANCE PLAN NAME OR PROGRAM NAME									
10. IS PATIENT'S CONDITION RELATED TO:										d. IS THERE ANOTHER HEALTH BENEFIT PLAN?									
a. EMPLOYMENT? (Current or Previous)										YES NO									
b. AUTO ACCIDENT?										YES NO									
c. OTHER ACCIDENT?										YES NO									
10d. CLAIM CODES (Designated by NUCC)										13. INSURED'S OR AUTHORIZED PERSON'S SIGNATURE I authorize payment of medical benefits to the undersigned physician or supplier for services described below.									
12. PATIENT'S OR AUTHORIZED PERSON'S SIGNATURE I authorize the release of any medical or other information necessary to process this claim. I also request payment of government benefits either to myself or to the party who accepts assignment below.										SIGNED									
SIGNED										DATE									
14. DATE OF CURRENT ILLNESS, INJURY, or PREGNANCY (LMP)										16. DATES PATIENT UNABLE TO WORK IN CURRENT OCCUPATION									
MM DD YY QUAL										FROM MM DD YY TO MM DD YY									
17. NAME OF REFERRING PROVIDER OR OTHER SOURCE										18. HOSPITALIZATION DATES RELATED TO CURRENT SERVICES									
I.M. REFERRING PROVIDER										FROM MM DD YY TO MM DD YY									
19. ADDITIONAL CLAIM INFORMATION (Designated by NUCC)										20. OUTSIDE LAB? \$ CHARGES									
21. DIAGNOSIS OR NATURE OF ILLNESS OR INJURY Relate A-L to service line below (24E) ICD Ind.										22. RESUBMISSION CODE ORIGINAL REF. NO.									
A. XXXX.X B. C. D. E. F. G. H. I. J. K. L.										23. PRIOR AUTHORIZATION NUMBER									
24. A. DATE(S) OF SERVICE From To B. PLACE OF SERVICE C. EMG D. PROCEDURES, SERVICES, OR SUPPLIES (Explain Unusual Circumstances) E. DIAGNOSIS POINTER F. \$ CHARGES G. DAYS OR UNITS H. ICD-9 CODE I. RENDERING PROVIDER ID. #																			
1 MM DD YY XX XXXXX XX X XXXXX 1 NPI																			
2																			
3																			
4																			
5																			
6																			
25. FEDERAL TAX ID. NUMBER SSN EIN										27. ACCEPT ASSIGNMENT? YES NO									
1234JED										28. TOTAL CHARGE \$ XXX XX 29. AMOUNT PAID \$									
31. SIGNATURE OF PHYSICIAN OR SUPPLIER INCLUDING DEGREES OR CREDENTIALS (I certify that the statements on the reverse apply to this bill and are made a part thereof.)										33. BILLING PROVIDER INFO & PH #									
I.M. Provider MMDDCCYY										I.M. PROVIDER									
SIGNED DATE										1 W WILLIAMS ST									
										ANYTOWN WI 55555-1234									
										a. 0222222220 b. ZZ123456789X									

NUCC Instruction Manual available at: www.nucc.org

PLEASE PRINT OR TYPE

APPROVED OMB-0938-1197 FORM 1500 (02-12)

CARRIER
PATIENT AND INSURED INFORMATION
PHYSICIAN OR SUPPLIER INFORMATION

Sample of an Incorrectly Aligned 1500 Health Insurance Claim Form



HEALTH INSURANCE CLAIM FORM

APPROVED BY NATIONAL UNIFORM CLAIM COMMITTEE (NUCC) 02/12

CARRIER

PATIENT AND INSURED INFORMATION

PHYSICIAN OR SUPPLIER INFORMATION

<input type="checkbox"/> PICA <input type="checkbox"/> PICA														
1. MEDICARE <input type="checkbox"/> MEDICAID <input checked="" type="checkbox"/> TRICARE <input type="checkbox"/> CHAMPVA <input type="checkbox"/> GROUP HEALTH PLAN <input type="checkbox"/> FECA <input type="checkbox"/> OTHER <input type="checkbox"/> (Medicare) (Medicaid) (DoD) (Member ID) (ID) (ID) (ID)														
2. PATIENT'S NAME (Last Name, First Name, Middle Initial) MEMBER, IM A					3. PATIENT'S BIRTH DATE MM DD YY					4. INSURED'S NAME (Last Name, First Name, Middle Initial) SAME				
5. PATIENT'S ADDRESS (No., Street) 609 WILLOW ST					6. PATIENT RELATIONSHIP TO INSURED Self <input type="checkbox"/> Spouse <input type="checkbox"/> Child <input type="checkbox"/> Other <input type="checkbox"/>					7. INSURED'S ADDRESS (No., Street)				
CITY ANYTOWN					STATE WI					CITY				
ZIP CODE 55555					TELEPHONE (Include Area Code) () 444-4444					ZIP CODE				
8. RESERVED FOR NUCC USE					10. IS PATIENT'S CONDITION RELATED TO: a. EMPLOYMENT? (Current or Previous) YES <input type="checkbox"/> NO <input type="checkbox"/> b. AUTO ACCIDENT? <input type="checkbox"/> YES <input type="checkbox"/> NO <input type="checkbox"/> c. OTHER ACCIDENT? <input type="checkbox"/> YES <input type="checkbox"/> NO <input type="checkbox"/>					11. INSURED'S POLICY GROUP OR FECA NUMBER				
9. OTHER INSURED'S NAME (Last Name, First Name, Middle Initial)					12. READ BACK OF FORM BEFORE COMPLETING & SIGNING THIS FORM. PATIENT'S OR AUTHORIZED PERSON'S SIGNATURE I authorize the release of any medical or other information necessary to process this claim. I also request payment of government benefits either to myself or to the party who accepts assignment below. SIGNED _____ DATE _____					13. INSURED'S OR AUTHORIZED PERSON'S SIGNATURE I authorize payment of medical benefits to the undersigned physician or supplier for services described below. SIGNED _____ DATE _____				
14. DATE OF CURRENT ILLNESS, INJURY, or PREGNANCY (LMP) MM DD YY					15. OTHER DATE QUAL MM DD YY					16. DATES PATIENT UNABLE TO WORK IN CURRENT OCCUPATION FROM MM DD YY TO MM DD YY				
17. NAME OF REFERRING PROVIDER OR OTHER SOURCE I.M. REFERRING PROVIDER					17a. 011111110					18. HOSPITALIZATION DATES RELATED TO CURRENT SERVICES FROM MM DD YY TO MM DD YY				
19. ADDITIONAL CLAIM INFORMATION (Designated by NUCC)					20. OUTSIDE LAB? <input type="checkbox"/> YES <input type="checkbox"/> NO					21. DIAGNOSIS OR NATURE OF ILLNESS OR INJURY Relate A-L to service line below (24E) A. XXX.X B. C. D. E. F. G. H. I. J. K. L.				
22. REFERRAL CODE					23. PRIOR AUTHORIZATION NUMBER					24. A. DATE(S) OF SERVICE From MM DD YY To MM DD YY B. PLACE OF SERVICE C. EMG D. PROCEDURES, SERVICES, OR SUPPLIES (Explain Unusual Circumstances) EPTHCPCS I MODIFIER F. CHARGES G. DAYS OF UNITS H. ICD-9-CM ICD-10-CM J. RENDERING PROVIDER ID #				
1. MM DD YY					2. XX					3. XXXXXX XX				
4. X					5. XXX XX 1					6. NPI				
7. NPI					8. NPI					9. NPI				
10. NPI					11. NPI					12. NPI				
13. NPI					14. NPI					15. NPI				
16. NPI					17. NPI					18. NPI				
19. NPI					20. NPI					21. NPI				
22. NPI					23. NPI					24. NPI				
25. FEDERAL TAX ID, NUMBER SSN EIN <input type="checkbox"/> <input type="checkbox"/>					26. PATIENT'S ACCOUNT NO. 1234JED					27. ACCEPT ASSIGNMENT? <input type="checkbox"/> YES <input type="checkbox"/> NO				
28. TOTAL CHARGE \$ XXX XX					29. AMOUNT PAID \$					30. Resd for NUCC Use				
31. SIGNATURE OF PHYSICIAN OR SUPPLIER INCLUDING DEGREES OR CREDENTIALS (I certify that the statements on the reverse apply to this bill and are made a part thereof.) J.M. Provider MMDDCCYY					32. SERVICE FACILITY LOCATION INFORMATION I.M. PROVIDER 1 W WILLIAMS ST ANYTOWN WI 55555-1234 0222222220 ZZ123456789X					33. BILLING PROVIDER INFO & PH # ()				

NUCC Instruction Manual available at: www.nucc.org

PLEASE PRINT OR TYPE

APPROVED UMB-0938-1197 FORM 1500 (02-12)

Sample of an Incorrectly Aligned UB-04 Claim Form

1 IM BILLING PROVIDER 444 E CLAIREMONT ANYTOWN WI 55555-1234 (444) 444-4444		2		3a PAT CNTL # b. MED. REC. # 117654321		4 TYPE OF BILL XXX	
8 PATIENT NAME MEMBER, IM A		9 PATIENT ADDRESS ON FILE		5 FED. TAX NO. 01-2345678		6 STATEMENT COVERS PERIOD FROM MMDDCCYY MMDDCCYY	
10 BIRTHDATE		11 SEX		12 DATE		13 ADMISSION 13 HR 14 TYPE 15 SRC 16 DHR 17 STAT	
18		19		20		21	
22		23		24		25	
26		27		28		29 ACCT STATE	
30		31 OCCURRENCE DATE		32 OCCURRENCE DATE		33 OCCURRENCE DATE	
34		35		36		37	
38		39		40		41	
42		43		44		45	
46		47		48		49	
50		51		52		53	
54		55		56		57	
58		59		60		61	
62		63		64		65	
66		67		68		69	
70		71		72		73	
74		75		76		77	
78		79		80		81	
82		83		84		85	
86		87		88		89	
90		91		92		93	
94		95		96		97	
98		99		100		101	
102		103		104		105	
106		107		108		109	
110		111		112		113	
114		115		116		117	
118		119		120		121	
122		123		124		125	
126		127		128		129	
130		131		132		133	
134		135		136		137	
138		139		140		141	
142		143		144		145	
146		147		148		149	
150		151		152		153	
154		155		156		157	
158		159		160		161	
162		163		164		165	
166		167		168		169	
170		171		172		173	
174		175		176		177	
178		179		180		181	
182		183		184		185	
186		187		188		189	
190		191		192		193	
194		195		196		197	
198		199		200		201	
202		203		204		205	
206		207		208		209	
210		211		212		213	
214		215		216		217	
218		219		220		221	
222		223		224		225	
226		227		228		229	
230		231		232		233	
234		235		236		237	
238		239		240		241	
242		243		244		245	
246		247		248		249	
250		251		252		253	
254		255		256		257	
258		259		260		261	
262		263		264		265	
266		267		268		269	
270		271		272		273	
274		275		276		277	
278		279		280		281	
282		283		284		285	
286		287		288		289	
290		291		292		293	
294		295		296		297	
298		299		300		301	
302		303		304		305	
306		307		308		309	
310		311		312		313	
314		315		316		317	
318		319		320		321	
322		323		324		325	
326		327		328		329	
330		331		332		333	
334		335		336		337	
338		339		340		341	
342		343		344		345	
346		347		348		349	
350		351		352		353	
354		355		356		357	
358		359		360		361	
362		363		364		365	
366		367		368		369	
370		371		372		373	
374		375		376		377	
378		379		380		381	
382		383		384		385	
386		387		388		389	
390		391		392		393	
394		395		396		397	
398		399		400		401	
402		403		404		405	
406		407		408		409	
410		411		412		413	
414		415		416		417	
418		419		420		421	
422		423		424		425	
426		427		428		429	
430		431		432		433	
434		435		436		437	
438		439		440		441	
442		443		444		445	
446		447		448		449	
450		451		452		453	
454		455		456		457	
458		459		460		461	
462		463		464		465	
466		467		468		469	
470		471		472		473	
474		475		476		477	
478		479		480		481	
482		483		484		485	
486		487		488		489	
490		491		492		493	
494		495		496		497	
498		499		500		501	
502		503		504		505	
506		507		508		509	
510		511		512		513	
514		515		516		517	
518		519		520		521	
522		523		524		525	
526		527		528		529	
530		531		532		533	
534		535		536		537	
538		539		540		541	
542		543		544		545	
546		547		548		549	
550		551		552		553	
554		555		556		557	
558		559		560		561	
562		563		564		565	
566		567		568		569	
570		571		572		573	
574		575		576		577	
578		579		580		581	
582		583		584		585	
586		587		588		589	
590		591		592		593	
594		595		596		597	
598		599		600		601	
602		603		604		605	
606		607		608		609	
610		611		612		613	
614		615		616		617	
618		619		620		621	
622		623		624		625	
626		627		628		629	
630		631		632		633	
634		635		636		637	
638		639		640		641	
642		643		644		645	
646		647		648		649	
650		651		652		653	
654		655		656		657	
658		659		660		661	
662		663		664		665	
666		667		668		669	
670		671		672		673	
674		675		676		677	
678		679		680		681	
682		683		684		685	
686		687		688		689	
690		691		692		693	
694		695		696		697	
698		699		700		701	
702		703		704		705	
706		707		708		709	
710		711		712		713	
714		715		716		717	
718		719		720		721	
722		723		724		725	
726		727		728		729	
730		731		732		733	
734		735		736		737	
738		739		740		741	
742		743		744		745	
746		747		748		749	
750		751		752		753	
754		755		756		757	
758		759		760		761	
762		763		764		765	
766		767		768		769	
770		771		772		773	
774		775		776		777	
778		779		780		781	
782		783		784		785	
786		787		788		789	
790		791		792		793	
794		795		796		797	
798		799		800		801	
802		803		804		805	
806		807		808		809	
810		811		812		813	
814		815		816		817	
818		819		820		821	
822		823		824		825	
826		827		828		829	
830		831		832		833	
834		835		836		837	
838		839		840		841	
842		843		844		845	
846		847		848		849	
850		851		852		853	
854		855		856		857	
858		859		860		861	
862		863		864		865	
866		867		868		869	
870		871		872		873	
874		875		876		877	
878		879		880		881	
882		883		884		885	
886		887		888		889	
890		891		892			

HealthCheck and HealthCheck Outreach and Case Management Services

Paper claims for HealthCheck and HealthCheck outreach and case management services must be submitted using the 1500 Health Insurance Claim Form ((02/12)). Claims for these services submitted on any other paper claim form are denied.

Providers should use the appropriate claim form instructions for HealthCheck and HealthCheck outreach and case management services when submitting these claims.

Obtaining the 1500 Health Insurance Claim Form

ForwardHealth does not provide the 1500 Health Insurance Claim Form. The form may be obtained from any federal forms supplier.

Dental Sealants

Paper claims for dental sealants provided by HealthCheck nursing agencies must be submitted using either the ADA (American Dental Association) 2006 Claim Form or the ADA 2012 Claim Form. ForwardHealth denies claims for dental sealants submitted on any claim form other than the ADA 2006 or 2012 claim forms.

Providers should use the appropriate claim form instructions for the ADA 2006 or 2012 claim forms when submitting these claims for dental sealants.

Obtaining American Dental Association Claim Forms

ForwardHealth does not provide ADA claim forms. Forms may be obtained from the [ADA website](#). Providers may call the ADA at 800-947-4746 if internet access is not available.

Topic #22797

Payment Integrity Review Supporting Documentation

Providers are notified that an individual claim is subject to [PIR \(payment integrity review\)](#) through a message on the Portal when submitting claims. When this occurs, providers have seven calendar days to submit the supporting documentation that must be retained in the member's record for the specific service billed. This documentation must be [attached to the claim](#). The following are examples of documentation providers may attach to the claim; however, this list is not exhaustive, and providers may submit any documentation available to substantiate payment:

- | Case management or consultation notes
- | Durable medical equipment or supply delivery receipts or proof of delivery and itemized invoices or bills
- | Face-to-face encounter documentation
- | Individualized plans of care and updates
- | Initial or program assessments and questionnaires to indicate the start DOS (date of service)
- | Office visit documentation
- | Operative reports
- | Prescriptions or test orders
- | Session or service notice for each DOS
- | Testing and lab results
- | Transportation logs
- | Treatment notes

Providers must attach this documentation to the claim at the time of, or up to seven days following, submission of the claim. A

claim may be denied if the supporting documentation is not submitted. If a claim is denied, providers may submit a new claim with the required documentation for reconsideration. To reduce provider impact, claims reviewed by the OIG (Office of the Inspector General) will be processed as quickly as possible, with an expected average adjudication of 30 days.

Topic #10177

Prior Authorization Numbers on Claims

Providers are not required to indicate a PA (prior authorization) number on claims. ForwardHealth interChange matches the claim with the appropriate approved PA request. ForwardHealth's RA (Remittance Advice) and the 835 (835 Health Care Claim Payment/Advice) report to the provider the PA number used to process a claim. If a PA number is indicated on a claim, it will not be used, and it will have no effect on processing the claim.

When a PA requirement is added to the list of drugs requiring PA and the effective date of a PA falls in the middle of a billing period, two separate claims that coincide with the presence of PA for the drug must be submitted to ForwardHealth.

Topic #10637

Reimbursement Reduction for Most Paper Claims

As a result of the Medicaid Rate Reform project, ForwardHealth will reduce reimbursement on most claims submitted to ForwardHealth on paper. Most paper claims will be subject up to a \$1.10 reimbursement reduction per claim.

For each claim that a reimbursement reduction was applied, providers will receive an EOB (Explanation of Benefits) to notify them of the payment reduction. For claims with reimbursement reductions, the EOB will state the following, "This claim is eligible for electronic submission. Up to a \$1.10 reduction has been applied to this claim payment."

If a paid claim's total reimbursement amount is less than \$1.10, ForwardHealth will reduce the payment up to a \$1.10. The claim will show on the RA (Remittance Advice) as paid but with a \$0 paid amount.

The reimbursement reduction applies to the following paper claims:

- | 1500 Health Insurance Claim Form ((02/12))
- | UB-04 (CMS 1450) Claim Form
- | [Compound Drug Claim \(F-13073 \(04/2017\)\)](#) form
- | [Noncompound Drug Claim \(F-13072 \(02/2025\)\)](#) form

Exceptions to Paper Claim Reimbursement Reduction

The reimbursement reduction will not affect the following providers or claims:

- | In-state emergency providers
- | Out-of-state providers
- | Medicare crossover claims
- | Any claims that ForwardHealth requires additional supporting information to be submitted on paper, such as:
 - | Hysterectomy claims must be submitted along with an [Acknowledgment of Receipt of Hysterectomy Information \(F-01160 \(06/2013\)\)](#) form.
 - | Sterilization claims must be submitted along with a paper [Consent for Sterilization \(F-01164 \(10/2008\)\)](#) form.
 - | Claims submitted to Timely Filing appeals must be submitted on paper with a [Timely Filing Appeals Request \(F-13047 \(08/2015\)\)](#) form.
 - | In certain circumstances, drug claims must be submitted on paper with a [Pharmacy Special Handling Request \(F-](#)

[13074 \(04/2014\)\)](#) form.

- i Claims submitted with four or more NDCs (National Drug Codes) for compound and noncompound drugs with specific and non-specific HCPCS (Healthcare Common Procedure Coding System) procedure codes.

Topic #4817

Submitting Paper Attachments With Electronic Claims

Providers may submit paper attachments to accompany electronic claims and electronic claim adjustments. Providers should refer to their [companion guides](#) for directions on indicating that a paper attachment will be submitted by mail.

Paper attachments that go with electronic claim transactions must be submitted with the [Claim Form Attachment Cover Page \(F-13470 \(03/2023\)\)](#). Providers are required to indicate an ACN (attachment control number) for paper attachment(s) submitted with electronic claims. (The ACN is an alphanumeric entry between two and 80 digits assigned by the provider to identify the attachment.) The ACN must be indicated on the cover page so that ForwardHealth can match the paper attachment(s) to the correct electronic claim.

ForwardHealth will hold an electronic claim transaction or a paper attachment(s) for up to seven calendar days to find a match. If a match cannot be made within seven days, the claim will be processed without the attachment and will be denied if an attachment is required. When such a claim is denied, both the paper attachment(s) and the electronic claim will need to be resubmitted.

Providers are required to send paper attachments relating to electronic claim transactions to the following address:

ForwardHealth
Claims and Adjustments
313 Blettner Blvd
Madison WI 53784

This does not apply to compound and noncompound claims.

Topic #4579

Tooth Number or Area of Oral Cavity Requirement

Procedures that require a tooth number or an area of oral cavity cannot be submitted on the 1500 Health Insurance Claim Form ((02/12)). Providers are required to use either the ADA (American Dental Association) 2006 Claim Form or the ADA 2012 Claim Form when submitting claims for procedures that require a tooth number or an area of oral cavity.

Topic #11677

Uploading Claim Attachments Via the Portal

Providers are able to upload attachments for most claims via the secure Provider area of the ForwardHealth Portal. This allows providers to submit all components for claims electronically.

Providers are able to upload attachments via the Portal when a claim is suspended and an attachment was indicated but not yet received. Providers are able to upload attachments for any suspended claim that was submitted electronically. Providers should note that all attachments for a suspended claim must be submitted within the same business day.

Claim Types

Providers will be able to upload attachments to claims via the Portal for the following claim types:

- | Professional
- | Institutional
- | Dental

The submission policy for compound and noncompound drug claims does not allow attachments.

Document Formats

Providers are able to upload documents in the following formats:

- | JPEG (.jpg or .jpeg)
- | PDF (.pdf)
- | Rich Text Format (.rtf)
- | Text File (.txt)

JPEG files must be stored with a .jpg or .jpeg extension; text files must be stored with a .txt extension; rich text format files must be stored with a .rtf extension; and PDF files must be stored with a .pdf extension.

Microsoft Word files (.doc) cannot be uploaded but can be saved and uploaded in Rich Text Format or Text File formats.

Uploading Claim Attachments

Claims Submitted by Direct Data Entry

When a provider submits a DDE (Direct Data Entry) claim and indicates an attachment will also be included, a feature button will appear and link to the DDE claim screen where attachments can be uploaded.

Providers are still required to indicate on the DDE claim that the claim will include an attachment via the Attachments panel.

Claims will suspend for seven days before denying for not receiving the attachment.

Claims Submitted by Provider Electronic Software and 837 Health Care Claim Transactions

Providers submitting claims via 837 (837 Health Care Claim) transactions are required to indicate attachments via the PWK segment. Providers submitting claims via PES (Provider Electronic Solutions) software will be required to indicate attachments via the attachment control field. Once the claim has been submitted, providers will be able to search for the claim on the Portal and upload the attachment via the Portal. Refer to the Implementation Guides for how to use the PWK segment in 837 transactions and the [PES Manual](#) for how to use the attachment control field.

Claims will suspend for seven days before denying for not receiving the attachment.

Topic #3564

Vaccines

Providers are required to indicate the procedure code of the actual vaccine administered, not the administration code, on claims for all immunizations. Reimbursement for both the vaccine, when appropriate, and the administration are included in the

reimbursement for the vaccine procedure code, so providers should not separately bill the administration code. Providers are required to indicate their usual and customary charge for the service with the procedure code.

Sample Reimbursement Scenario

A parent and their 10-year-old child are both BadgerCare Plus members and they both receive an influenza virus vaccine at a physician's office. The influenza virus vaccine is available through the VFC (Vaccines for Children) Program. The child's vaccine is obtained from the provider's VFC supply. The parent's vaccine is obtained from the provider's private stock.

To submit a claim for the child's vaccine, indicate CPT (Current Procedural Terminology) procedure code 90658 (Influenza virus vaccine, trivalent [IIV3], split virus, 0.5 ml dosage, for intramuscular use) with the usual and customary charge. ForwardHealth will reimburse for the administration fee only.

To submit a claim for the parent's vaccine, indicate procedure code 90658 with the usual and customary charge. ForwardHealth will reimburse for the vaccine and the administration fee.

Topic #23078

Claims Submission for Beyfortus

Beyfortus (nirsevimab), a monoclonal antibody, is used for the prevention of lower respiratory tract disease caused by RSV (respiratory syncytial virus) in infants or children.

Claims for Beyfortus must be submitted on professional claims.

On claims for Beyfortus, providers are required to indicate the applicable CPT (Current Procedural Terminology) procedure code listed in the following table with a zero-billed amount for the Beyfortus product administered. Providers must also include the **SL** modifier (State supplied vaccine) with the applicable CPT procedure code for Beyfortus obtained through the VFC (Vaccines for Children) Program.

Procedure Codes for Beyfortus
90380 (Respiratory syncytial virus, monoclonal antibody, seasonal dose; 0.5 mL dosage, for intramuscular use)
90381 (Respiratory syncytial virus, monoclonal antibody, seasonal dose; 1 mL dosage, for intramuscular use)

To receive reimbursement for the administration of Beyfortus, providers must also indicate **one** of the following CPT administration codes on claims submitted to ForwardHealth:

- ▮ **96380** (Administration of respiratory syncytial virus, monoclonal antibody, seasonal dose by intramuscular injection, with counseling by physician or other qualified health care professional)
- ▮ **96381** (Administration of respiratory syncytial virus, monoclonal antibody, seasonal dose by intramuscular injection)

Providers may refer to the [interactive maximum allowable fee schedules](#) on the ForwardHealth Portal.

Responsibilities

Topic #516

Accuracy of Claims

Billing providers are responsible for the accuracy and completeness of all claims submitted either by the provider or by an outside billing service or clearinghouse.

ForwardHealth requires that all codes indicated on claims and PA (prior authorization) requests be valid, including:

- | Diagnosis codes
- | Revenue codes
- | HCPCS (Healthcare Common Procedure Coding System) codes
- | HIPPS (Health Insurance Prospective Payment System) codes
- | CPT (Current Procedural Terminology) codes

Providers should refer to current national coding and billing manuals for information on valid code sets. ForwardHealth will:

- | Deny claims received without valid diagnosis codes, revenue codes, and HCPCS, HIPPS, or CPT codes.
- | Return PA requests received without valid codes to the provider.

Providers may submit claims only **after** the service is provided.

A provider may not seek reimbursement from ForwardHealth for a [noncovered service](#) by charging ForwardHealth for a [covered service](#) that was not actually provided to the member and then applying the reimbursement toward the noncovered service. In addition, a provider may not seek reimbursement for two separate covered services to receive additional reimbursement over the maximum allowed amount for the one service that was provided. Such actions are considered fraudulent.

Topic #366

Copayment Amounts

[Copayment amounts](#) collected from members should not be deducted from the charges submitted on claims. Providers should indicate their usual and customary charges for all services provided.

In addition, copayment amounts should not be included when indicating the amount paid by other health insurance sources.

The appropriate copayment amount is automatically deducted from allowed payments. Remittance information reflects the automatic deduction of applicable copayment amounts.

Topic #22798

Payment Integrity Review Program

The PIR (Payment Integrity Review) program:

- Allows the OIG (Office of the Inspector General) to review claims prior to payment.
- Requires providers to [submit all required documentation](#) to support approval and payment of PIR-selected claims.

The goal of the PIR program is to further safeguard the integrity of Wisconsin DHS (Department of Health Services)-administered public assistance programs, such as BadgerCare Plus and Wisconsin Medicaid, from fraud, waste, and abuse by:

- Proactively reviewing claims prior to payment to ensure federal and state requirements are met.
- Providing enhanced, compliance-based technical assistance to meet the specific needs of providers.
- Increasing the monitoring of benefit and service areas that are at high risk for fraud, waste, and abuse.

Fraud, waste, and abuse includes the potential overutilization of services or other practices that directly or indirectly result in unnecessary program costs, such as:

- Billing for items or services that were not rendered.
- Incorrect or excessive billing of CPT (Current Procedural Terminology) or HCPCS (Healthcare Common Procedure Coding System) procedure codes.
- Unit errors, duplicate charges, and redundant charges.
- Billing for services outside of the provider specialty.
- Insufficient documentation in the medical record to support the charges billed.
- Lack of medical necessity or noncovered services.

Note: Review of claims in the PIR process does not preclude claims from future post-payment audits or review.

Payment Integrity Review Program Overview

When a provider submits a claim electronically via the ForwardHealth Portal, the system will display a message if the claim is subject to PIR. The message will instruct providers to [submit supporting documentation](#) with the claim. Providers have seven days to attach documentation to claims. The claim will automatically be denied if documentation is not attached within seven days.

Claims that meet PIR requirements may be eligible for payment once they are accurate and complete. Claims that do not meet PIR requirements may be denied or repriced. In these cases, providers are encouraged to:

- Review the EOB (Explanation of Benefits) for billing errors.
- Refer to the Online Handbook for claims documentation and program policy requirements.
- Correct the PIR billing errors and resubmit the claim.

Types of Payment Integrity Review

There are three types of review in the PIR program:

- Claims Review
- Pre-Payment Review
- Intermediate Sanctions

For each type of review, providers must submit supporting documentation that substantiates the CPT and/or HCPCS procedure codes on the claim.

	Claims Review	Pre-Payment Review	Intermediate Sanction
How claims are selected for review	A sampling of claims is selected from providers, provider types, benefit areas,	The OIG has reasonable suspicion that a provider is violating program rules.	The OIG has established cause that a provider is violating program rules.

	or service codes identified by the OIG.		
How providers are notified that selected claims are under review	The provider receives a message on the Portal.	The provider receives a Provider Notification letter and message on the Portal.	The provider receives a Notice of Intermediate Sanction letter and message on the Portal.
How to successfully exit the review	Claims are selected for review based on a pre-determined percentage of claim submissions of specific criteria. All providers who bill the service codes that are part of this criteria are subject to review, regardless of their compliance rates.	75% of a provider's reviewed claims over a three-month period must be paid as submitted. The number of claims submitted during the three-month period may not drop more than 10% of the provider's volume of submitted claims prior to pre-payment review.	The provider must meet parameters set during the sanction process.

Claims Review

In accordance with Wis. Admin. Code § [DHS 107.02\(2\)](#), the OIG may identify providers, provider types, benefit areas, or procedure codes, and based on those criteria, choose a sampling of claims to review prior to payment. When a claim submitted through the Portal that meets one of these criteria is selected for review, a message will appear on the Portal to notify the provider that the claim must be submitted with all necessary supporting documentation within seven calendar days. The claim will automatically be denied if documentation is not attached within seven days.

Pre-Payment Review

In accordance with Wis. Admin Code § [DHS 106.11](#), if the OIG has cause to suspect that a provider is prescribing or providing services that are not necessary for members, are in excess of the medical needs of members, or do not conform to applicable professional practice standards, the provider's claims may be subject to review prior to payment. Providers who are subject to this type of review will receive a Pre-Payment Review Initial Notice letter, explaining that the OIG has identified billing practice or program integrity concerns in the provider's claims that warrant the review. This notice details the steps the provider must follow to substantiate their claims and the length of time their claims will be subject to review. Additionally, a message will appear on the Portal when the provider submits claims to notify the provider that certain claims must be submitted with all necessary supporting documentation within seven calendar days. The claim will automatically be denied if documentation is not attached within seven days.

For a provider to be considered for removal from pre-payment review, both of the following conditions must be met:

- 1 75% of the provider's reviewed claims over a three-month period are approved to be paid.
- 1 The number of claims the provider submits during that three-month period may not drop more than 10% from their submitted claim amount prior to pre-payment review.

The OIG reserves the right to adjust these thresholds according to the facts of the case.

Intermediate Sanction Review

In accordance with Wis. Admin. Code § [DHS 106.08\(3\)\(d\)](#), if the OIG has established cause that a provider is violating program

rules, the OIG may impose an intermediate sanction that requires the provider's claims to be reviewed prior to payment. Providers who are subject to this type of review will be sent an official Intermediate Sanction Notice letter from the OIG that details the program integrity concerns that warrant the sanction, the length of time the sanction will apply, and the provider's right to appeal the sanction. The provider also will receive a message on the Portal when submitting claims that indicates certain claims must be submitted with the necessary supporting documentation within seven calendar days. The claim will automatically be denied if documentation is not attached within seven days.

For a provider to be considered for removal from an intermediate sanction, the provider must meet the parameters set during the sanction process.

Topic #547

Submission Deadline

ForwardHealth recommends that providers submit claims at least on a monthly basis. Billing on a monthly basis allows the maximum time available for filing and refiling before the mandatory submission deadline.

With few exceptions, state and federal laws require that providers submit correctly completed claims before the submission deadline.

Providers are responsible for resolving claims. Members are not responsible for resolving claims. To resolve claims before the submission deadline, ForwardHealth encourages providers to use all available resources.

Claims

To receive reimbursement, claims and adjustment requests must be received within 365 days of the DOS (date of service). This deadline applies to claims, corrected claims, and adjustments to claims.

Crossover Claims

To receive reimbursement for services that are allowed by Medicare, claims and adjustment requests for coinsurance, copayment, and deductible must be received within 365 days of the DOS or within 90 days of the Medicare processing date, whichever is later. This deadline applies to all claims, corrected claims, and adjustments to claims. Providers should submit these claims through normal processing channels (not timely filing).

Exceptions to the Submission Deadline

State and federal laws provide eight exceptions to the submission deadline. According to federal regulations and Wis. Admin. Code [DHS 106.03](#), ForwardHealth may consider exceptions to the submission deadline only in the following circumstances:

- | Change in a nursing home resident's [LOC \(level of care\)](#) or [liability amount](#)
- | Decision made by a court order, fair hearing, or the Wisconsin DHS (Department of Health Services)
- | Denial due to discrepancy between the member's enrollment information in ForwardHealth interChange and the member's actual enrollment
- | Reconsideration or recoupment
- | Retroactive enrollment for persons on GR (General Relief)
- | Medicare denial occurs after ForwardHealth's submission deadline
- | Refund request from an other health insurance source
- | Retroactive member enrollment

ForwardHealth has no authority to approve any other exceptions to the submission deadline.

Claims or adjustment requests that meet one of the exceptions to the submission deadline may be submitted to [Timely Filing](#).

Topic #517

Usual and Customary Charges

For most services, providers are required to indicate their usual and customary charge when submitting claims. The usual and customary charge is the provider's charge for providing the same service to persons not entitled to the program's benefits. For providers who have not established usual and customary charges, the charge should be reasonably related to the provider's cost for providing the service.

Providers may not discriminate against BadgerCare Plus or Medicaid members by charging a higher fee for the same service than that charged to a private-pay patient.

For services requiring a member copay, providers should still indicate their usual and customary charge. The copay amount collected from the member should not be deducted from the charge submitted. When applicable, ForwardHealth automatically deducts the copay amount.

For most services, ForwardHealth reimburses the lesser of the provider's usual and customary charge, plus a professional dispensing fee, if applicable, or the maximum allowable fee established.

Responses

Topic #540

An Overview of the Remittance Advice

The RA (Remittance Advice) provides important information about the processing of claims and adjustment requests as well as additional financial transactions such as refunds or recoupment amounts withheld. ForwardHealth provides [electronic RAs](#) to providers on their secure ForwardHealth Portal accounts when at least one claim, adjustment request, or financial transaction is processed. RAs are generated from the appropriate ForwardHealth program when at least one claim, adjustment request, or financial transaction is processed. An RA is generated regardless of how a claim or adjustment is submitted (electronically or on paper). Generally, payment information is released and an RA is generated by ForwardHealth no sooner than the first state business day following the financial cycle.

Providers are required to access their secure [ForwardHealth provider Portal account](#) to obtain their RA.

RAs are accessible to providers in a TXT (text) format via the secure Provider area of the Portal. Providers are also able to download the RA from their secure provider Portal account in a CSV (comma-separated values) format.

Topic #5091

National Provider Identifier on the Remittance Advice

Health care providers who have a single NPI (National Provider Identifier) that is used for multiple enrollments will receive an RA for each enrollment with the same NPI reported on each of the RAs. For instance, if a hospital has obtained a single NPI and the hospital has a clinic, a lab, and a pharmacy that are all enrolled in Wisconsin Medicaid, the clinic, the lab, and the pharmacy will submit separate claims that indicate the same NPI as the hospital. Separate RAs will be generated for the hospital, the clinic, the lab, and the pharmacy.

Topic #4818

Calculating Totals on the Remittance Advice for Adjusted and Paid Claims

The total amounts for all adjusted or paid claims reported on the RA (Remittance Advice) appear at the end of the adjusted claims and paid claims sections. ForwardHealth calculates the total for each section by adding the net amounts for all claims listed in that section. Cutback amounts are subtracted from the allowed amount to reach the total reimbursement for the claims.

Note: Some cutbacks that are reported in detail lines will appear as EOB (Explanation of Benefits) codes and will not display an exact dollar amount.

Topic #534

Claim Number

Each claim or adjustment request received by ForwardHealth is assigned a unique claim number (also known as the ICN (internal

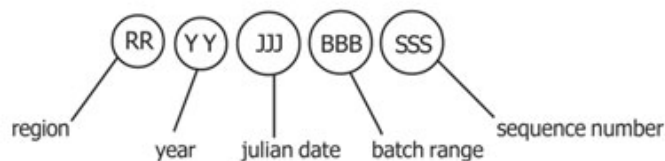
control number)). However, denied real-time compound and noncompound claims are not assigned an ICN, but receive an authorization number. Authorization numbers are not reported to the RA (Remittance Advice) or 835 (835 Health Care Claim Payment/Advice).

Interpreting Claim Numbers

The [ICN](#) consists of 13 digits that identify valuable information (for example, the date the claim was received by ForwardHealth, how the claim was submitted) about the claim or adjustment request.

Interpreting Claim Numbers

Each claim and adjustment received by ForwardHealth is assigned a unique claim number (also known as the internal control number or ICN). This number identifies valuable information about the claim and adjustment request. The following diagram and table provide detailed information about interpreting the claim number.



Type of Number and Description	Applicable Numbers and Description
Region — Two digits indicate the region. The region indicates how ForwardHealth received the claim or adjustment request.	10 — Paper Claims with No Attachments 11 — Paper Claims with Attachments 20 — Electronic Claims with No Attachments 21 — Electronic Claims with Attachments 22 — Internet Claims with No Attachments 23 — Internet Claims with Attachments 25 — Point-of-Service Claims 26 — Point-of-Service Claims with Attachments 40 — Claims Converted from Former Processing System 45 — Adjustments Converted from Former Processing System 50–59 — Adjustments 67 — Cash Payment Applied 80 — Claim Resubmissions 90–91 — Claims Requiring Special Handling
Year — Two digits indicate the year ForwardHealth received the claim or adjustment request.	For example, the year 2008 would appear as 08.
Julian date — Three digits indicate the day of the year, by Julian date, that ForwardHealth received the claim or adjustment request.	For example, February 3 would appear as 034.
Batch range — Three digits indicate the batch range assigned to the claim.	The batch range is used internally by ForwardHealth.
Sequence number — Three digits indicate the sequence number assigned within the batch range.	The sequence number is used internally by ForwardHealth.

Topic #535

Claim Status

ForwardHealth generally processes claims and adjustment requests within 30 days of receipt. Providers may check the status of a claim or adjustment request using the [AVR \(Automated Voice Response\)](#) system or the 276/277 (276/277 Health Care Claim Status Request and Response) transaction.

If a claim or adjustment request does not appear in claim status within 45 days of the date of submission, a copy of the original claim or adjustment request should be resubmitted through normal processing channels.

Topic #22277

Claims Denial Adjustment/Review Request

Providers should take the following steps if they are uncertain about why particular services on a claim were denied:

- | Review ForwardHealth remittance information for the specific reason for the denial.
- | Review the claim submitted to ensure all information is accurate and complete.
- | Consult recent CPT (Current Procedural Terminology) and HCPCS (Healthcare Common Procedure Coding System) publications to make sure proper coding instructions were followed.
- | Consult recent ForwardHealth publications to make sure current policy and billing instructions were followed.
- | Call Provider Services for further information or explanation.
- | Review the ForwardHealth Adjustment/Reconsideration Request process and submit a request if appropriate.

If a provider disagrees with a claim determination, the provider may take one of two actions.

- | If the claim is denied, the provider may resubmit the claim with supporting documentation to [Provider Services Written Correspondence](#) using the Written Correspondence (F-01170 (07/2012)) form with the "other (briefly explain the situation in question below)" box checked and the words "medical consultant review requested" written on the form.
- | If the original claim is in an allowed status, the provider may submit an [Adjustment/Reconsideration Request \(F-13046 \(02/2025\)\)](#) form with supporting documentation and the "medical consultant review requested" box checked on the form to Provider Services Written Correspondence.

Topic #644

ClaimsXten Review

ForwardHealth monitors all professional claims for compliance with reimbursement policy using an automated procedure coding review software known as Change Healthcare ClaimsXten. ClaimsXten reviews claims submitted for billing inconsistencies and errors during claims processing. Medicaid programs in other states, insurance companies, and Medicare all use similar software.

EOB (Explanation of Benefits) codes specific to the ClaimsXten review appear in the TXT (text) RA (Remittance Advice) file and in the electronic 835 (835 Health Care Claim Payment/Advice) transactions.

ClaimsXten review does not change Medicaid or BadgerCare Plus policy on covered services but monitors compliance with policy more closely and reimburses providers appropriately.

ClaimsXten will be reviewed on a regular basis and changes will be made as needed based on industry best practices. In addition to adding new procedure codes, ClaimsXten may add or revise claim editing information based on an ongoing review of the software knowledge base. This ongoing process helps to ensure that the default clinical content used in ClaimsXten is clinically appropriate and within national standards.

Areas Monitored by ClaimsXten

ClaimsXten uses rules to monitor certain claim situations.

ClaimsXten rules adopted by ForwardHealth are subject to change or revision. This is not a comprehensive list of all claim edits, but rather examples of areas where edit rules will be implemented via ClaimsXten. Reference to more specific ForwardHealth coverage and reimbursement policy, where applicable, is indicated.

ForwardHealth uses ClaimsXten software to monitor the following situations:

- | Unbundled and rebundled procedures
- | Incidental/integral procedures
- | Mutually exclusive procedures
- | Medical visit billing errors
- | Preoperative and postoperative billing errors
- | Assistant surgeon billing errors

ClaimsXten will not review claims that have been denied for general billing errors, such as an invalid member identification number or an invalid or missing provider number. Providers will need to correct the general billing error and resubmit the claim, at which point ClaimsXten will review the claim.

Unbundled and Rebundled Procedures

Unbundling occurs when two or more procedure codes are used to describe a procedure that may be better described by a single, more comprehensive procedure code. ClaimsXten considers the single, most appropriate procedure code for reimbursement when unbundling is detected.

If certain procedure codes are submitted, ClaimsXten rebundles them into the single most appropriate procedure code. For example, if a provider submits a claim with two or more procedure codes for the same type of wound with varying sizes, ClaimsXten rebundles them to a procedure code that would encompass the total size.

ClaimsXten will also total billed amounts for individual procedures. For example, if the provider bills three procedures at \$20, \$30, and \$25, ClaimsXten rebundles them into a single procedure code, adds the three amounts, and calculates the billed amount for a new rebundled code at \$75. Then, ForwardHealth reimburses the provider either the lesser of the billed amounts or the maximum allowable fee for that rebundled procedure code.

Incidental/Integral Procedures

Incidental procedures are those procedures performed at the same time as a more complex primary procedure. These require few additional provider resources and are generally not considered necessary to the performance of the primary procedure. For example, the removal of an asymptomatic appendix is considered an incidental procedure when done during hysterectomy surgery.

Integral procedures are those procedures performed as part of a more complex primary procedure. For example, when a member undergoes a transurethral incision of the prostate, the scope procedure is considered integral to the performance of the prostate procedure and would be denied as a separately billed item.

When a procedure is either incidental or integral to a major procedure, ClaimsXten considers only the primary procedure for reimbursement.

Mutually Exclusive Procedures

Mutually exclusive procedures are procedures that would not be performed on a single member on the same day or that use different codes to describe the same type of procedure.

An example of a mutually exclusive situation is when the repair of the organ can be performed by two different methods. One repair method must be chosen to repair the organ and must be reported. A second example is the reporting of an "initial" service and a "subsequent" service. It is contradictory for a service to be classified as both an initial and a subsequent service at the same time.

When two or more procedures are mutually exclusive, ForwardHealth considers for reimbursement the procedure code with the highest provider-billed amount and denies the other code.

Medical Visit Billing Errors

Medical visit billing errors occur if E&M (evaluation and management) services are reported separately when a substantial diagnostic or therapeutic procedure is performed. Under CMS (Centers for Medicare & Medicaid Services) guidelines, most E&M procedures are not allowed to be reported separately when a substantial diagnostic or therapeutic procedure is performed.

ClaimsXten monitors medical visits based on the type of E&M service (that is, initial or new patient; or follow-up or established patient services) and the complexity (that is, major or minor) of the accompanying procedure.

For example, if a provider submits a procedure code for a major surgical procedure as well as for the initial hospital care per day, ClaimsXten denies the initial hospital care procedure as a visit when submitted with the major procedure with the same date of service. The major procedure has a 90-day global surgical period and the postoperative visit is not separately reimbursable.

Preoperative and Postoperative Billing Errors

Preoperative and postoperative billing errors occur when E&M services are billed with surgical procedures during their preoperative and postoperative periods. ClaimsXten bases the preoperative and postoperative periods on designations in the CMS National Physician Fee Schedule.

For example, if a provider submits a procedure code for an office visit for E&M with a DOS of 11/02/21 and a related surgical procedure with a DOS of 11/03/21, ClaimsXten may deny the procedure code for the office visit as a preoperative visit.

Assistant Surgeon Billing Errors

ClaimsXten develops and maintains assistant surgeon values using the CMS Physician Fee Schedule as its primary source. Providers should refer to the Medicare Physician Fee Schedule for procedure codes where a surgery assistant may be paid. These codes are denoted with an indicator of "2" in the Assistant at Surgery column of the Medicare Physician Fee Schedule.

ForwardHealth's Assistant Surgeon Fee Schedule reflects procedure codes allowable with an assistant surgeon designation consistent with ClaimsXten.

For example, if a provider bills a procedure code for a surgery with a modifier representing an assistant surgeon, and ClaimsXten determines that the procedure does not require an assistant surgeon, the procedure-modifier combination will be denied.

Topic #4746

Cutback Fields on the Remittance Advice for Adjusted and Paid Claims

Cutback fields indicate amounts that reduce the allowed amount of the claim. Examples of cutbacks include other insurance, member copays, spenddown amounts, deductibles, or patient liability amounts. Amounts indicated in a cutback field are subtracted from the total allowed reimbursement.

Providers should note that cutback amounts indicated in the header of an adjusted or paid claim section apply only to the header. Not all cutback fields that apply to a detail line (such as copays or spenddowns) will be indicated on the RA (Remittance Advice); the detail line EOB (Explanation of Benefits) codes inform providers that an amount was deducted from the total reimbursement but may not indicate the exact amount.

Note: Providers who receive [835 \(835 Health Care Claim Payment/Advice\)](#) transactions will be able to see all deducted amounts on paid and adjusted claims.

Topic #537

Electronic Remittance Information

Providers are required to access their secure [ForwardHealth provider Portal account](#) to obtain their RAs (Remittance Advices). Electronic RAs on the Portal are not available to the following providers because these providers are not allowed to establish Portal accounts by their Provider Agreements:

- ┆ In-state emergency providers
- ┆ Out-of-state providers
- ┆ Out-of-country providers

RAs are accessible to providers in a TXT (text) format or from a CSV (comma-separated values) file via the secure Provider area of the Portal.

Text File

The TXT format file is generated by financial payer and listed by RA number and RA date on the secure provider Portal account under the "View Remittance Advices" menu. RAs from the last 121 days are available in the TXT format. When a user clicks on an RA, a pop-up window displays asking if the user would like to "Open" or "Save" the file. If "Open" is chosen, the document opens based on the user's application associated with opening text documents. If "Save" is chosen, the "Save As" window will open. The user can then browse to a location on their computer or network to save the document.

Users should be aware that "Word Wrap" must be turned off in the Notepad application. If it is not, it will cause distorted formatting. Also, users may need to resize the Notepad window to view all of the data. Providers wanting to print their files must ensure that the "Page Setup" application is set to the "Landscape" setting; otherwise, the printed document will not contain all the information.

Comma-Separated Values Downloadable File

A CSV file is a file format accepted by a wide range of computer software programs. Downloadable CSV-formatted RAs allow users the benefits of building a customized RA specific to their use and saving the file to their computer. The CSV file on a provider's Portal appears as linear text separated by commas until it is downloaded into a compatible software program. Once downloaded, the file may be saved to a user's computer and the data manipulated, as desired.

To access the CSV file, providers should select the "View Remittance Advices" menu at the top of the provider's Portal home page.

The CSV files are generated per financial payer and listed by RA number and RA date. A separate CSV file is listed for the last

10 RAs. Providers can select specific sections of the RA by date to download, making the information easy to read and organize.

The CSV file may be downloaded into a Microsoft Office Excel spreadsheet or into another compatible software program, such as Microsoft Office Access or OpenOffice. OpenOffice is a free software program obtainable from the internet. Google Docs and ZDNet also offer free spreadsheet applications. Microsoft Office Excel, a widely used program, is a spreadsheet application for Microsoft Windows and Mac OS. The 1995 Office Excel for Windows (Version 7.0) included in Office 95 or a newer version is recommended for maximum file capabilities when downloading the CSV file. Earlier versions of Microsoft Office Excel will work with the CSV file; however, files exceeding 65,000 lines may need to be split into smaller files when downloading using earlier versions. Microsoft Office Access can manage larger data files.

Refer to the CSV User Guide on the [User Guides page](#) of the Portal for instructions about Microsoft Office Excel functions that can be used to manipulate RA data downloaded from the CSV file.

835

Electronic remittance information may be obtained using the [835 \(835 Health Care Claim Payment/Advice\)](#) transaction. It provides useful information regarding the processing of claims and adjustment requests, which includes the status or action taken on a claim; claim detail, adjustment, or adjustment detail for all claims and adjustments processed that week, regardless of whether they are reimbursed or denied. However, a real-time compound or noncompound claim will not appear on remittance information if the claim is denied by ForwardHealth. ForwardHealth releases payment information to the 835 no sooner than on the first state business day following the financial cycle.

Provider Electronic Solutions Software

ForwardHealth offers electronic billing software at no cost to providers. The PES (Provider Electronic Solutions) software allows providers to submit electronic claims and claim reversals and to download the 835 transaction. To obtain PES software, providers may download it from the [ForwardHealth Portal](#). For assistance installing and using PES software, providers may call the [EDI \(Electronic Data Interchange\) Helpdesk](#).

Topic #4822

Explanation of Benefit Codes in the Claim Header and in the Detail Lines

EOB (Explanation of Benefits) codes are four-digit numeric codes specific to ForwardHealth that correspond to a printed message about the status or action taken on a claim, claim detail, adjustment, or adjustment detail.

The claim processing sections of the RA (Remittance Advice) report EOBs for the claim header information and detail lines, as appropriate. Header information is a summary of the information from the claim, such as the DOS (date of service) that the claim covers or the total amount paid for the claim. Detail lines report information from the claim details, such as specific procedure codes or revenue codes, the amount billed for each code, and the amount paid for a detail line item.

Header EOBs are listed below the claim header information and pertain only to the header information. Detail line EOBs are listed after each detail line and pertain only to the detail line.

TEXT File

EOB codes and descriptions are listed in the RA information in the TXT (text) file.

CSV File

EOB codes are listed in the RA information from the CSV (comma-separated values) file; however, the printed messages corresponding to the codes do not appear in the file. The [EOB Code Listing](#) matching standard EOB codes to explanation text is available on the Portal for reference.

Topic #13437

ForwardHealth-Initiated Claim Adjustments

There are times when ForwardHealth must initiate a claim adjustment to address claim issues that do not require provider action and do not affect reimbursement.

Claims that are subject to this type of ForwardHealth-initiated claim adjustment will have EOB (Explanation of Benefits) code 8234 noted on the RA (Remittance Advice).

The adjusted claim will be assigned a new claim number, known as an ICN (internal control number). The new ICN will begin with "58." If the provider adjusts this claim in the future, the new ICN will be required when resubmitting the claim.

Topic #4820

Identifying the Claims Reported on the Remittance Advice

The RA (Remittance Advice) reports the first 12 characters of the MRN (medical record number) and/or a PCN (patient control number), also referred to as Patient Account Number, submitted on the original claims. The MRN and PCN fields are located beneath the member's name on any section of the RA that reports claims processing information.

Providers are strongly encouraged to enter these numbers on claims. Entering the MRN and/or the PCN on claims may assist providers in identifying the claims reported on the RA.

Note: Claims processing sections for dental and drug claims do not include the MRN or the PCN.

Topic #11537

National Correct Coding Initiative

As part of the federal PPACA (Patient Protection and Affordable Care Act) of 2010, the federal CMS (Centers for Medicare and Medicaid Services) are required to promote correct coding and control improper coding leading to inappropriate payment of claims under Medicaid. The NCCI (National Correct Coding Initiative) is the CMS response to this requirement. The NCCI includes the creation and implementation of claims processing edits to ensure correct coding on claims submitted for Medicaid reimbursement.

ForwardHealth is required to implement the NCCI in order to monitor all professional claims and outpatient hospital claims submitted with CPT (Current Procedural Terminology) or HCPCS (Healthcare Common Procedure Coding System) procedure codes for Wisconsin Medicaid, BadgerCare Plus, WCDP (Wisconsin Chronic Disease Program), and Family Planning Only Services for compliance with the following NCCI edits:

- ┆ MUE (Medically Unlikely Edits), or units-of-service detail edits
- ┆ Procedure-to-procedure detail edits

The NCCI editing will occur in addition to/along with current procedure code review and editing completed by Change Healthcare ClaimsXten and in ForwardHealth interChange.

Medically Unlikely Detail Edits

MUE, or units-of-service detail edits, define the maximum units of service that a provider would report under most circumstances for a single member on a single DOS (date of service) for each CPT or HCPCS procedure code. If a detail on a claim is denied for MUE, providers will receive an EOB (Explanation of Benefits) code on the RA (Remittance Advice) indicating that the detail was denied due to NCCI.

An example of an MUE would be if procedure code 11102 (tangential biopsy of skin [eg, shave, scoop, saucerize, curette]; single lesion) was billed by a provider on a professional claim with a quantity of two or more. This procedure is medically unlikely to occur more than once; therefore, if it is billed with units greater than one, the detail will be denied.

Procedure-to-Procedure Detail Edits

Procedure-to-procedure detail edits define pairs of CPT or HCPCS codes that should not be reported together on the same DOS for a variety of reasons. This edit applies across details on a single claim or across different claims. For example, an earlier claim that was paid may be denied and recouped if a more complete code is billed for the same DOS on a separate claim. If a detail on a claim is denied for procedure-to-procedure edit, providers will receive an EOB code on the RA indicating that the detail was denied due to NCCI.

An example of a procedure-to-procedure edit would be if procedure codes 11451 (excision of skin and subcutaneous tissue for hidradenitis, axillary; with complex repair) and 93000 (electrocardiogram, routine ECG with at least 12 leads; with interpretation and report) were billed on the same claim for the same DOS. Procedure code 11451 describes a more complex service than procedure code 93000, and therefore, the secondary procedure would be denied.

Quarterly Code List Updates

CMS will issue quarterly revisions to the table of codes subject to NCCI edits that ForwardHealth will adopt and implement. Refer to the [CMS Medicaid website](#) for downloadable code lists.

Claim Details Denied as a Result of National Correct Coding Initiative Edits

Providers should take the following steps if they are uncertain why particular services on a claim were denied:

- | Review ForwardHealth remittance information for the EOB message related to the denial.
- | Review the claim submitted to ensure all information is accurate and complete.
- | Consult current CPT and HCPCS publications to make sure proper coding instructions were followed.
- | Consult current ForwardHealth publications, including the Online Handbook, to make sure current policy and billing instructions were followed.
- | Call [Provider Services](#) for further information or explanation.

If reimbursement for a claim or a detail on a claim is denied due to an MUE or procedure-to-procedure edit, providers may appeal the denial. Following are instructions for submitting an appeal:

- | Complete the [Adjustment/Reconsideration Request \(F-13046 \(02/2025\)\)](#) form. In Element 16, select the "Consultant review requested" checkbox and the "Other/comments" checkbox. In the "Other/comments" text box, indicate "Reconsideration of an NCCI denial."
- | Attach notes/supporting documentation.
- | Submit a claim, Adjustment/Reconsideration Request, and additional notes/supporting documentation to ForwardHealth for

processing.

Topic #539

Obtaining the Remittance Advice

Providers are required to access their secure ForwardHealth provider Portal account to obtain RAs (Remittance Advices). The secure Portal allows providers to conduct business and exchange electronic transactions with ForwardHealth. A separate Portal account is required for each financial payer.

Providers who do not have a [ForwardHealth provider Portal account](#) may request one.

RAs are accessible to providers in a TXT (text) format via the secure provider Portal account. The TXT format file is generated per financial payer and listed by RA number and RA date on the secure provider Portal account under "View Remittance Advices" menu at the top of the provider's Portal home page. RAs from the last 121 days are available in the TXT format.

Providers can also access RAs in a CSV (comma-separated values) format from their secure provider Portal account. The CSV files are generated per financial payer and listed by RA number and RA date on the secure provider Portal account under "View Remittance Advices" menu at the top of the provider's Portal home page. A separate CSV file is listed for the last 10 RAs.

Topic #4745

Overview of Claims Processing Information on the Remittance Advice

The claims processing sections of the RA (Remittance Advice) include information submitted on claims and the status of the claims. The claim status designations are paid, adjusted, or denied. The RA also supplies information about why the claim was adjusted or denied or how the reimbursement was calculated for the payment.

The claims processing information in the RA is grouped by the type of claim and the status of the claim. Providers receive claims processing sections that correspond to the types of claims that have been finalized during the current financial cycle.

The claims processing sections reflect the types of claims submitted, such as the following:

- | Compound drug claims
- | Dental claims
- | Noncompound drug claims
- | Inpatient claims
- | Long term care claims
- | Medicare crossover institutional claims
- | Medicare crossover professional claims
- | Outpatient claims
- | Professional claims

The claims processing sections are divided into the following status designations:

- | Adjusted claims
- | Denied claims
- | Paid claims

Claim Types	Provider Types
Dental claims	Dentists, dental hygienists, HealthCheck agencies that provide dental services
Inpatient claims	Inpatient hospital providers and institutes for mental disease providers
Long term care claims	Nursing homes
Medicare crossover institutional claims	Most providers who submit claims on the UB-04
Medicare crossover professional claims	Most providers who submit claims on the 1500 Health Insurance Claim Form ((02/12))
Noncompound and compound drug claims	Pharmacies and dispensing physicians
Outpatient claims	Outpatient hospital providers and hospice providers
Professional claims	Ambulance providers, ambulatory surgery centers, anesthesiologist assistants, audiologists, case management providers, certified registered nurse anesthetists, chiropractors, community care organizations, community support programs, crisis intervention providers, day treatment providers, family planning clinics, federally qualified health centers, HealthCheck providers, HealthCheck "Other Services" providers, hearing instrument specialists, home health agencies, independent labs, individual medical supply providers, medical equipment vendors, mental health/substance abuse clinics, nurses in independent practice, nurse practitioners, occupational therapists, opticians, optometrists, personal care agencies, pharmacists, physical therapists, physician assistants, physician clinics, physicians, podiatrists, portable X-ray providers, prenatal care coordination providers, psychologists, rehabilitation agencies, respiratory therapists, rural health clinics, school-based services providers, specialized medical vehicle providers, speech and hearing clinics, speech-language pathologists, therapy groups

Topic #4821

Prior Authorization Number on the Remittance Advice

The RA (Remittance Advice) reports PA (prior authorization) numbers used to process the claim. PA numbers appear in the detail lines of claims processing information.

Topic #4418

Reading Non-Claims Processing Sections of the Remittance Advice

Address Page

In the TXT (text) file, the Address page displays the provider name and "Pay to" address of the provider.

Banner Messages

The Banner Messages section of the RA (Remittance Advice) contains important, time-sensitive messages for providers. For example, banner messages might inform providers of claim adjustments initiated by ForwardHealth, claim submission deadlines, and dates of upcoming training sessions. It is possible for each RA to include different messages; therefore, providers who receive multiple RAs should read all of their banner messages.

Banner messages appear on the TXT file but not on the CSV (comma-separated values) file. Banner messages are posted in the "View Remittance Advices" menu on the provider's secure Portal account.

Explanation of Benefits Code Descriptions

[EOB \(Explanation of Benefits\) code descriptions](#) are listed in the RA information in the TXT file.

EOB codes are listed in the RA information from the CSV file; however, the printed messages corresponding to the codes do not appear in the file.

Financial Transactions Page

The Financial Transactions section details the provider's weekly financial activity. Financial transactions reported on the RA include payouts, refunds, accounts receivable, and payments for claims.

Payouts are payments made to the provider by ForwardHealth that do not correspond to a specific claim (that is, nursing home assessment reimbursement).

Refunds are payments made to providers for overpayments.

The Accounts Receivable section displays the accounts receivable for amounts owed by providers. The accounts receivable is set to automatically recover any outstanding balance so that money owed is automatically recouped from the provider. If the full amount cannot be recouped during the current financial cycle, an outstanding balance will appear in the "Balance" column.

In the Accounts Receivable section, the "Amount Recouped In Current Cycle" column, when applicable, shows the recoupment amount for the financial cycle as a separate number from the "Recoupment Amount To Date." The "Recoupment Amount To Date" column shows the total amount recouped for each accounts receivable, **including** the amount recouped in the current cycle. The "Total Recoupment" **line** shows the sum of all recoupments to date in the "Recoupment Amount To Date" column and the sum of all recoupments for the current financial cycle in the "Amount Recouped In Current Cycle" column.

For decreasing claim adjustments listed on the RA, a separate accounts receivable will be established and will be listed in the Financial Transactions section. The accounts receivable will be established for the entire amount of the original paid claim. Providers will see net difference between the claim and the adjustment reflected on the RA.

Each new claim adjustment is assigned an identification number called the "Adjustment ICN (internal control number)." For other financial transactions, the adjustment ICN is determined by the following formula.

Type of Character and Description	Applicable Characters and Description
Transaction—The first character indicates the type of financial transaction that created the accounts receivable.	V—Capitation adjustment
	1—OBRA Level 1 screening void request
	2—OBRA Nurse Aide Training/Testing void request

Identifier—10 additional numbers are assigned to complete the Adjustment ICN.	The identifier is used internally by ForwardHealth.
---	---

Service Code Descriptions

The Service Code Descriptions section lists all the service codes (that is, procedure codes or revenue codes) reported on the RA with their corresponding descriptions.

Summary

The Summary section reviews the provider's claim activity and financial transactions with the payer (Medicaid, HDAP (Wisconsin HIV Drug Assistance Program), WCDP (Wisconsin Chronic Disease Program), or WWWP (Wisconsin Well Woman Program)) for the current financial cycle, the month-to-date, and the year-to-date, if applicable.

Under the "Claims Data" heading, providers can review the total number of claims that have been paid, adjusted, or denied along with the total amount reimbursed for all paid and adjusted claims. Only WWWP providers will see amounts reported for "Claims in Process." Other providers will always see zeroes in these fields.

Under the "Earnings Data" heading, providers will see total reimbursement amounts for other financial transactions, such as reimbursement for OBRA (Omnibus Budget Reconciliation Act of 1987) Level 1 screening, reimbursement for OBRA Nurse Aid Training/Testing, and capitation payments.

Note: HMOs should note that capitation payments are only reported in the Summary section of the RA. HMOs receive supplemental reports of their financial transactions from ForwardHealth.

The "Earnings Data" portion also summarizes refunds and voids and reports the net payment for the current financial cycle, the month-to-date, and the year-to-date, if applicable.

Providers should note that the Summary section will include outstanding checks 90 days after issuance and/or payments made to lien holders, if applicable.

Topic #368

Reading the Claim Adjustments Section of the Remittance Advice

Providers receive a Claim Adjustments section in the RA (Remittance Advice) if any of their claims were adjusted during the current financial cycle. A claim may be adjusted because one of the following occurred:

- ┆ An adjustment request was submitted by the provider.
- ┆ ForwardHealth initiated an adjustment.
- ┆ A cash refund was submitted to ForwardHealth.

To adjust a claim, ForwardHealth recoups the **difference**—or pays the **difference**—between the original claim amount and the claim adjustment amount. This difference will be reflected on the RA.

In the Claim Adjustments section, the original claim information in the claim header is surrounded by parentheses. Information about the claim adjustment appears directly below the original claim header information. Providers should check the Adjustment EOB (Explanation of Benefits) code(s) for a summary of why the claim was adjusted; other header EOBs will provide additional information.

The Claim Adjustments section only lists detail lines for a claim adjustment if that claim adjustment has detail line EOBs. This section does not list detail lines for the original paid claim.

Note: For adjusted compound and noncompound claims, only the compound drug sections include detail lines.

Below the claim header and the detail information will be located one of three possible responses with a corresponding dollar amount: Additional Payment, Overpayment To Be Withheld, or Refund Amount Applied. The response indicated depends on the difference between the original claim amount and the claim adjustment amount.

If the difference is a positive dollar amount, indicating that ForwardHealth owes additional monies to the provider, then the amount appears in the Additional Payment line.

If the difference is a negative dollar amount, indicating that the provider owes ForwardHealth additional monies, then the amount appears in the Overpayment To Be Withheld line. ForwardHealth automatically withholds this amount from payments made to the provider during the same financial cycle or during subsequent financial cycles, if necessary. This amount also appears in the Financial Transactions section as an outstanding balance under Accounts Receivable.

An amount appears for Refund Amount Applied if ForwardHealth makes a payment to refund a cash receipt to a provider.

Topic #4824

Reading the Claims Denied Section of the Remittance Advice

Providers receive a [Claims Denied](#) section in the RA (Remittance Advice) if any of their claims were denied during the current financial cycle.

In the denied claims section, providers will see the original claim header information reported along with EOB (Explanation of Benefits) codes for the claim header and the detail lines, as applicable. Providers should refer to the EOB Code Description section of the RA to determine why the claim was denied.

Sample Professional Services Claims Denied Section of the Remittance Advice

Remittance Advice — Professional Service Claims Denied Sample														
REPORT: CRA-HCDN-R					FORWARDHEALTH INTERCHANGE					DATE: MM/DD/CCYY				
RA#: 999999999					<Financial Cycle Description>					PAGE: 9,999				
PAYER: XXXX					PROVIDER REMITTANCE ADVICE									
PROFESSIONAL SERVICE CLAIMS DENIED														
XX										PAYEE ID 9999999999999999				
XX										NPI 9999999999				
XXXXXXXXXXXXXXXXXXXXXXXXXXXXXXXXXXXX										CHECK/EFT NUMBER 999999999				
XXXXXXXXXXXXXXXXXXXXXXXXXXXXXXXXXXXX, XX XXXXX-XXXX										PAYMENT DATE MM/DD/CCYY				
--ICN--		PCN	MRN	SERVICE DATES		BILLED	OTH INS	SPENDDOWN						
				FROM	TO	AMOUNT	AMOUNT							
MEMBER NAME: XXXXXXXXXXXXXXXXXXXXXXXXXXXXXXXX										MEMBER NO.: XXXXXXXXXXXXXXX				
RRYYJJBBSSS XXXXXXXXXXXX XXXXXXXXXXXX										MMDDYY MMDDYY 999,999,999.99 9,999,999.99 999,999.99				
HEADER EOB: 9999 9999 9999 9999 9999 9999 9999 9999 9999 9999 9999 9999 9999 9999 9999														
PROC CD		MODIFIERS		ALLW UNITS	SERVICE DATES		PA NUMBER							
					FROM	TO	RENDERING PROVIDER	BILLED AMT	DETAIL EOB					
XXXXX	XX XX XX XX	9999.99	MMDDYY	MMDDYY	XXX	XXXXXXXXXXXXXXXXXX	XXXXXXXXXXXX	9999 9999 9999 9999 9999 9999 9999 9999 9999						
								9,999,999.99	9999 9999 9999 9999 9999 9999 9999 9999 9999					
XXXXX	XX XX XX XX	9999.99	MMDDYY	MMDDYY	XXX	XXXXXXXXXXXXXXXXXX	XXXXXXXXXXXX	9999 9999 9999 9999 9999 9999 9999 9999 9999						
								9,999,999.99	9999 9999 9999 9999 9999 9999 9999 9999 9999					
XXXXX	XX XX XX XX	9999.99	MMDDYY	MMDDYY	XXX	XXXXXXXXXXXXXXXXXX	XXXXXXXXXXXX	9999 9999 9999 9999 9999 9999 9999 9999 9999						
								9,999,999.99	9999 9999 9999 9999 9999 9999 9999 9999 9999					
XXXXX	XX XX XX XX	9999.99	MMDDYY	MMDDYY	XXX	XXXXXXXXXXXXXXXXXX	XXXXXXXXXXXX	9999 9999 9999 9999 9999 9999 9999 9999 9999						
								9,999,999.99	9999 9999 9999 9999 9999 9999 9999 9999 9999					
TOTAL PROFESSIONAL SERVICE CLAIMS DENIED: 9,999,999,999.99 99,999,999.99 9,999,999.99														
TOTAL NO. DENIED: 999,999														

Topic #4825

Reading the Claims Paid Section of the Remittance Advice

Providers receive a [Claims Paid](#) section in the RA (Remittance Advice) if any of their claims were determined payable during the current financial cycle.

In a paid claims section, providers will see the original claim information reported along with EOB (Explanation of Benefits) codes for both the header and the detail lines, if applicable. Providers should refer to the EOB Code Description section of the RA for more information about how the reimbursement amount was determined. The Incentives column is calculated in accordance with the 835 (835 Health Care Claim Payment/Advice) standards to balance among the service line, the claim, and the transaction.

Sample Inpatient Claims Paid Section of the Remittance Advice

REPORT: CRA-IPPD-R		FORWARDHEALTH INTERCHANGE				DATE: 06/02/2022						
RA#: 2280110		WISCONSIN FORWARDHEALTH				PAGE: 1						
PAYER: TXIX		PROVIDER REMITTANCE ADVICE										
		INPATIENT CLAIMS PAID										
PARKVILLE HOSPITAL INC						PAYEE ID		00000000		MCD		
200 S PARKVILLE RD						NPI		1234567890				
ANYTOWN, WI 55555						CHECK/EFT NUMBER		000000000				
						PAYMENT DATE		06/03/2022				
--ICN--		PCN	SERVICE DATES	C DAYS	ADMIT	BILLED AMT	OTH INS ANT	COPAY AMT	INPAT DED	PAID AMT		
		MRN	FROM TO		DATE	ALLOWED AMT	SPENDDOWN AMT	OUTLIER AMT	CO-INS CB	DRG CD	SOI	
MEMBER NAME: JAM MEDER					MEMBER NO.: 9076543210							
2222153001023		8110744885	110521	110921	4	110521	500.00	200.00	0.00	0.00	200.00	
						500.00	-3,357.55	0.00	0.00	0.00	111 1	
HEADER EOB: 1022 3091 9507 9932 9940 9959												
SERVICE DATES		ALLU UNITS	PA NUMBER		INCENTIVES		PAID AMOUNT		DETAIL EOB			
REV CD	FROM TO	BILLED AMT	ALLOWED AMT		INCENTIVES		PAID AMOUNT		DETAIL EOB			
121	110521 110921	4.00	500.00		500.00		0.00		9932			
		500.00	500.00		500.00		0.00					
TOTAL INPATIENT CLAIMS PAID:						500.00	200.00	0.00	0.00	200.00		
						500.00	-3,357.55	0.00	0.00			
TOTAL NO. PAID: 1												

Topic #4828

Remittance Advice Financial Cycles

Each financial payer (Medicaid, HDAP (Wisconsin HIV Drug Assistance Program), WCDP (Wisconsin Chronic Disease Program), and WWWP (Wisconsin Well Woman Program)) has separate financial cycles that occur on different days of the week. RAs (Remittance Advices) are generated and posted to secure provider Portal accounts after each financial cycle is completed. Therefore, RAs may be generated and posted to secure provider ForwardHealth Portal accounts from different payers on different days of the week.

Certain financial transactions may run on a daily basis, including non-claim related payouts and stop payment reissues. Providers may have access to the RAs generated and posted to secure provider Portal accounts for these financial transactions at any time during the week.

Topic #4827

Remittance Advice Generated by Payer and by Provider Enrollment

RAs (Remittance Advices) are generated and posted to secure provider Portal accounts from one or more of the following ForwardHealth financial payers:

- | Wisconsin Medicaid (Wisconsin Medicaid is the financial payer for the Medicaid, BadgerCare Plus, and SeniorCare programs)
- | HDAP (Wisconsin HIV Drug Assistance Program)
- | WCDP (Wisconsin Chronic Disease Program)
- | WWWP (Wisconsin Well Woman Program)

A separate Portal account is required for each financial payer.

Note: Each of the four payers generate separate RAs for the claims, adjustment requests, or other financial transactions submitted to the payer. A provider who submits claims, adjustment requests, or other financial transactions to more than one of these payers may receive several RAs.

The RA is generated per provider enrollment. Providers who have a single NPI (National Provider Identifier) that is used for multiple enrollments should be aware that an RA will be generated for each enrollment, but the same NPI will be reported on each of the RAs.

For instance, a hospital has obtained a single NPI. The hospital has a clinic, a lab, and a pharmacy that are all enrolled with ForwardHealth. The clinic, the lab, and the pharmacy submit separate claims that indicate the same NPI as the hospital. Separate RAs will be generated for the hospital, the clinic, the lab, and the pharmacy.

Topic #6237

Reporting a Lost Check

To report a lost check to ForwardHealth, providers are required to mail or fax a letter to ForwardHealth Financial Services. Providers are required to include the following information in the letter:

- | Provider's name and address, including the ZIP+4 code
- | Provider's identification number
 - | For healthcare providers, include the NPI (National Provider Identifier) and taxonomy code.
 - | For non-healthcare providers, include the provider identification number.
- | Check number, check date, and check amount (This should be recorded on the RA (Remittance Advice).)
- | A written request to stop payment and reissue the check
- | The signature of an authorized financial representative (An individual provider is considered his or her own authorized financial representative.)

Fax the letter to ForwardHealth at 608-221-4567 or mail it to the following address:

ForwardHealth
Financial Services
313 Blettner Blvd
Madison WI 53784

Topic #5018

Searching for and Viewing All Claims on the Portal

All claims, including compound, noncompound, and dental claims, are available for viewing on the ForwardHealth Portal.

To search and view claims on the Portal, providers may do the following:

- | Go to the Portal.
- | Log in to the secure Provider area of the Portal.
- | The most recent claims processed by ForwardHealth will be viewable on the provider's home page, or the provider may select claim search and enter the applicable information to search for additional claims.
- | Select the claim the provider wants to view.

Topic #4829

Sections of the Remittance Advice

The RA (Remittance Advice) information in the TXT (text) file includes the following sections:

- | Address page
- | Banner messages
- | Paper check information, if applicable
- | Claims processing information
- | EOB (Explanation of Benefits) code descriptions
- | Financial transactions
- | Service code descriptions
- | Summary
- | Claim sequence numbers

The RA information in the CSV (comma-separated values) file includes the following sections:

- | Payment
- | Payment hold
- | Service codes and descriptions
- | Financial transactions
- | Summary
- | Inpatient claims
- | Outpatient claims
- | Professional claims
- | Medicare crossovers—Professional
- | Medicare crossovers—Institutional
- | Compound drug claims
- | Noncompound drug claims
- | Dental claims
- | Long term care claims
- | Financial transactions
- | Summary
- | Claim sequence numbers

Providers can select specific sections of the RA in the CSV file within each RA date to be downloaded making the information easy to read and to organize.

Remittance Advice Header Information

The first page of each section of the RA (except the address page of the TXT file) displays the same RA header information.

The following fields are on the left-hand side of the header:

- | The technical name of the RA section (for example, CRA-TRAN-R), which is an internal ForwardHealth designation
- | The RA number, which is a unique number assigned to each RA that is generated
- | The name of the payer (Medicaid, HDAP (Wisconsin HIV Drug Assistance Program), WCDP (Wisconsin Chronic Disease Program), or WWWP (Wisconsin Well Woman Program))
- | The Pay To address of the provider. The Pay To address is used for mailing purposes.

The following information is in the middle of the header:

- | A description of the financial cycle
- | The name of the RA section (for example, Financial Transactions or Professional Services Claims Paid)

The right-hand side of the header reports the following information:

- | The date of the financial cycle and date the RA was generated
- | The page number
- | The Payee ID of the provider. A payee ID is defined as the identification number of a unique entity receiving payment for goods and/or services from ForwardHealth. The payee ID is up to 15 characters long and may be based on a pre-existing identification number, such as the Medicaid provider number. The payee ID is an internal ForwardHealth designation. The Medicaid provider number will display in this field for providers who do not have an NPI (National Provider Identifier).
- | The NPI of the provider, if applicable. This field will be blank for those providers who do not have an NPI.
- | The number of the check issued for the RA, if applicable
- | The date of payment on the check, if applicable

Topic #544

Verifying Accuracy of Claims Processing

After obtaining ForwardHealth remittance information, providers should compare it to the claims or adjustment requests to verify that ForwardHealth processed elements of the claims or adjustment requests as submitted. To ensure correct reimbursement, providers should do the following:

- | Identify and correct any discrepancy that affected the way a claim processed.
- | Correct and resubmit claims that are denied.
- | Submit an adjustment request for allowed claims that require a change or correction.

When posting a payment or denial to a member's account, providers should note the date on the ForwardHealth remittance information that indicates that the claim or adjustment has finalized. Providers are required to supply this information if further follow-up actions are necessary.

Adjustment Requests

Topic #814

Allowed Claim

An allowed claim (or adjustment request) contains at least one service that is reimbursable. Allowed claims display on the Paid Claims Section of the RA (Remittance Advice) with a dollar amount greater than "0" in the allowed amount fields. Only an allowed claim, which is also referred to as a claim in an allowed status, may be adjusted.

Topic #815

Denied Claim

A claim that was completely denied is considered to be in a denied status. To receive reimbursement for a claim that was completely denied, it must be corrected and submitted as a new claim.

Topic #512

Electronic

837 Transaction

Even if the original claim was submitted on paper, providers may submit electronic adjustment requests using an [837 \(837 Health Care Claim\) transaction](#).

Provider Electronic Solutions Software

The Wisconsin DHS (Department of Health Services) offers electronic billing software at no cost to providers. The PES (Provider Electronic Solutions) software allows providers to submit electronic adjustment requests using an 837 transaction. To obtain PES software, providers may download it from the [ForwardHealth Portal](#). For assistance installing and using PES software, providers may call the [EDI \(Electronic Data Interchange\) Helpdesk](#).

Portal Claim Adjustments

Providers can submit claim adjustments via the Portal. Providers may use the search function to find the specific claim to adjust. Once the claim is found, the provider can alter it to reflect the desired change and resubmit it to ForwardHealth. Any claim ForwardHealth has paid within 365 days of the DOS (date of service) can be adjusted and resubmitted on the Portal, regardless of how the claim was originally submitted.

Claim adjustments with DOS beyond the 365-day submission deadline should **not** be submitted electronically. Providers who attempt to submit a claim adjustment electronically for DOS beyond 365 days will have the entire amount of the claim recouped.

Requests for adjustments to claims with DOS beyond the 365-day submission deadline may be submitted using the [timely filing](#) process (a paper process) if the claim adjustment meets one of the [exceptions](#) to the claim submission deadline.

Topic #513

Follow-Up

Providers who believe an error has occurred or their issues have not been satisfactorily resolved have the following options:

- | Submit a new adjustment request if the previous adjustment request is in an allowed status.
- | Submit a new claim for the services if the adjustment request is in a denied status.
- | Contact [Provider Services](#) for assistance with paper adjustment requests.
- | Contact the [EDI \(Electronic Data Interchange\) Helpdesk](#) for assistance with electronic adjustment requests.

Topic #515

Paper

Paper adjustment requests must be submitted using the [Adjustment/Reconsideration Request \(F-13046 \(02/2025\)\)](#) form.

Topic #816

Processing

Within 30 days of receipt, ForwardHealth generally reprocesses the original claim with the changes indicated on the adjustment request and responds on ForwardHealth remittance information.

Topic #514

Purpose

After reviewing both the claim and ForwardHealth [remittance information](#), a provider may determine that an allowed claim needs to be adjusted. Providers may file adjustment requests for reasons including the following:

- | To correct billing or processing errors
- | To correct inappropriate payments (overpayments and underpayments)
- | To add and delete services
- | To supply additional information that may affect the amount of reimbursement
- | To request professional consultant review (for example, medical, dental)

Providers may initiate reconsideration of an allowed claim by submitting an adjustment request to ForwardHealth.

Topic #4857

Submitting Paper Attachments with Electronic Claim Adjustments

Providers may submit [paper attachments to accompany electronic claim adjustments](#). Providers should refer to their [companion guides](#) for directions on indicating that a paper attachment will be submitted by mail.

Good Faith Claims

Topic #518

Definition of Good Faith Claims

A good faith claim may be submitted when a claim is denied due to a discrepancy between the member's enrollment information in the claims processing system and the member's actual enrollment. If a member presents a temporary identification card for BadgerCare Plus or Family Planning Only Services, the provider should check the member's enrollment via Wisconsin's EVS (Enrollment Verification System) and, if the enrollment is not on file yet, make a photocopy of the member's temporary identification card.

When a member presents a [temporary ID card for EE \(Express Enrollment\) in BadgerCare Plus or Family Planning Only Services](#) but the member's enrollment is not on file yet in the EVS, the provider should check enrollment again in two days or wait one week to submit a claim to ForwardHealth. If, after two days, the EVS indicates that the member still is not enrolled or the claim is denied with an enrollment-related EOB (Explanation of Benefits) code, the provider should contact [Provider Services](#) for assistance.

When a member who received a real-time eligibility determination presents a temporary ID card but the member's enrollment is not on file yet in the EVS, the provider should wait up to one week to submit a claim to ForwardHealth. If the claim is denied with an enrollment-related EOB code, the provider should contact Provider Services for assistance.

Timely Filing Appeals Requests

Topic #549

Requirements

When a claim or adjustment request meets one of the [exceptions](#) to the submission deadline, the provider is required to mail ForwardHealth a [Timely Filing Appeals Request \(F-13047 \(08/2015\)\)](#) form with a paper claim or an [Adjustment/Reconsideration Request \(F-13046 \(02/2025\)\)](#) form to override the submission deadline. If claims or adjustment requests are submitted electronically, the entire amount of the claim will be recouped.

DOS (dates of service) that are beyond the submission deadline should be submitted separately from DOS that are within the deadline. Claims or adjustment requests received that contain both current and late DOS are processed through normal channels without review by Timely Filing and late DOS will be denied.

Topic #551

Resubmission

Decisions on [Timely Filing Appeals Requests \(F-13047 \(08/2015\)\)](#) cannot be appealed. Providers may resubmit the claim to Timely Filing if both of the following occur:

- ┆ The provider submits additional documentation as requested.
- ┆ ForwardHealth receives the documentation before the specified deadline for the exception to the submission deadline.

Topic #744

Submission

To receive consideration for an exception to the submission deadline, providers are required to submit the following:

- ┆ A properly completed [Timely Filing Appeals Request \(F-13047 \(08/2015\)\)](#) form for each claim and each adjustment to allow for documentation of individual claims and adjustments submitted to ForwardHealth
- ┆ A legible claim or [Adjustment/Reconsideration Request \(F-13046 \(02/2025\)\)](#) form
- ┆ All required documentation as specified for the exception to the submission deadline
- ┆ A properly completed [Explanation of Medical Benefits form](#) for paper claims and paper claim adjustments where other health insurance sources are indicated

Note: Providers are reminded to complete and submit the most current versions of these forms supported by ForwardHealth.

To receive consideration for an exception, a Timely Filing Appeals Request form must be received by ForwardHealth before the applicable submission deadlines specified for the exception.

When completing the claim or adjustment request, providers are required to indicate the procedure code, diagnosis code, POS (place of service) code, and all other required claims data elements effective for the DOS (date of service). However, providers should use the current claim form and instructions or adjustment request form and instructions. Reimbursement for Timely Filing Appeals Requests is contingent upon the claim or adjustment request meeting program requirements for the DOS.

The following table lists the filing deadlines and additional documentation requirements as they correspond to each of the eight allowable exceptions.

Change in Nursing Home Resident's Level of Care or Liability Amount		
Description of the Exception	Documentation Requirements	Submission Address
This exception occurs when a nursing home claim is initially received within the submission deadline and reimbursed incorrectly due to a change in the member's authorized LOC (level of care) or liability amount.	<p>To receive consideration, the request must be submitted within 455 days from the DOS. Include the following documentation as part of the request:</p> <ul style="list-style-type: none"> 1 The correct liability amount or LOC must be indicated on the Adjustment/Reconsideration Request form. 1 The most recent claim number (also known as the ICN (internal control number)) must be indicated on the Adjustment/Reconsideration Request form. This number may be the result of a ForwardHealth-initiated adjustment. 1 A copy of the Explanation of Medical Benefits form, if applicable. 	<p>ForwardHealth Timely Filing Ste 50 313 Blettner Blvd Madison WI 53784</p>
Decision Made by a Court, Fair Hearing, or the Wisconsin Department of Health Services		
Description of the Exception	Documentation Requirements	Submission Address
This exception occurs when a decision is made by a court, fair hearing, or the Wisconsin DHS (Department of Health Services).	<p>To receive consideration, the request must be submitted within 90 days from the date of the decision of the hearing. Include the following documentation as part of the request:</p> <ul style="list-style-type: none"> 1 A complete copy of the decision notice received from the court, fair hearing, or DHS 	<p>ForwardHealth Timely Filing Ste 50 313 Blettner Blvd Madison WI 53784</p>
Denial Due to Discrepancy Between the Member's Enrollment Information in ForwardHealth interChange and the Member's Actual Enrollment		
Description of the Exception	Documentation Requirements	Submission Address
This exception occurs when a claim is initially received by the deadline but is denied due to a discrepancy between the member's enrollment information in ForwardHealth interChange and the member's actual enrollment.	<p>To receive consideration, the request must be submitted within 455 days from the DOS. Include the following documentation as part of the request:</p> <ul style="list-style-type: none"> 1 A copy of remittance information showing the claim was submitted in a timely manner and denied with a qualifying enrollment-related explanation. 1 A photocopy of one of the following indicating enrollment on the DOS: 	<p>ForwardHealth Good Faith/Timely Filing Ste 50 313 Blettner Blvd Madison WI 53784</p>

	<ul style="list-style-type: none"> i Temporary Identification Card for Express Enrollment in BadgerCare Plus i Temporary Identification Card for Express Enrollment in Family Planning Only Services i The response received through Wisconsin's EVS (Enrollment Verification System) from a commercial eligibility vendor i The transaction log number received through WiCall i The enrollment tracking number received through the ForwardHealth Portal 	
ForwardHealth Reconsideration or Recoupment		
Description of the Exception	Documentation Requirements	Submission Address
This exception occurs when ForwardHealth reconsiders a previously processed claim. ForwardHealth will initiate an adjustment on a previously paid claim.	<p>If a subsequent provider submission is required, the request must be submitted within 90 days from the date of the RA (Remittance Advice) message. Include the following documentation as part of the request:</p> <ul style="list-style-type: none"> i A copy of the RA message that shows the ForwardHealth-initiated adjustment i A copy of the Explanation of Medical Benefits form, if applicable 	<p>ForwardHealth Timely Filing Ste 50 313 Blettner Blvd Madison WI 53784</p>
Retroactive Enrollment for Persons on General Relief		
Description of the Exception	Documentation Requirements	Submission Address
This exception occurs when the income maintenance or tribal agency requests a return of a GR (general relief) payment from the provider because a member has become retroactively enrolled for Wisconsin Medicaid or BadgerCare Plus.	<p>To receive consideration, the request must be submitted within 180 days from the date the backdated enrollment was added to the member's enrollment information. Include the following documentation as part of the request:</p> <ul style="list-style-type: none"> i A copy of the Explanation of Medical Benefits form, if applicable <p>And</p> <ul style="list-style-type: none"> i GR retroactive enrollment indicated on the claim <p>Or</p> <ul style="list-style-type: none"> i A copy of the letter received from the income maintenance or tribal agency 	<p>ForwardHealth GR Retro Eligibility Ste 50 313 Blettner Blvd Madison WI 53784</p>
Medicare Denial Occurs After the Submission Deadline		

Description of the Exception	Documentation Requirements	Submission Address
<p>This exception occurs when claims submitted to Medicare (within 365 days of the DOS) are denied by Medicare after the 365-day submission deadline. A waiver of the submission deadline will not be granted when Medicare denies a claim for one of the following reasons:</p> <ul style="list-style-type: none"> ▮ The charges were previously submitted to Medicare. ▮ The member name and identification number do not match. ▮ The services were previously denied by Medicare. ▮ The provider retroactively applied for Medicare enrollment and did not become enrolled. 	<p>To receive consideration, the request must be submitted within 90 days of the Medicare processing date. Include the following documentation as part of the request:</p> <ul style="list-style-type: none"> ▮ A copy of the Medicare remittance information ▮ A copy of the Explanation of Medical Benefits form, if applicable 	<p>ForwardHealth Timely Filing Ste 50 313 Blettner Blvd Madison WI 53784</p>
Refund Request from an Other Health Insurance Source		
Description of the Exception	Documentation Requirements	Submission Address
<p>This exception occurs when an other health insurance source reviews a previously paid claim and determines that reimbursement was inappropriate.</p>	<p>To receive consideration, the request must be submitted within 90 days from the date of recoupment notification. Include the following documentation as part of the request:</p> <ul style="list-style-type: none"> ▮ A copy of the recoupment notice ▮ An updated Explanation of Medical Benefits form, if applicable <p>Note: When the reason for resubmitting is due to Medicare recoupment, ensure that the associated Medicare disclaimer code (M-7 or M-8) is included on the updated Explanation of Medical Benefits form.</p>	<p>ForwardHealth Timely Filing Ste 50 313 Blettner Blvd Madison WI 53784</p>
Retroactive Member Enrollment into Medicaid		
Description of the Exception	Documentation Requirements	Submission Address
<p>This exception occurs when a claim cannot be submitted within the submission deadline due to a delay in the</p>	<p>To receive consideration, the request must be submitted within 180 days from the date the backdated enrollment was added to the member's enrollment information. In addition, retroactive enrollment</p>	<p>ForwardHealth Timely Filing Ste 50</p>

determination of a member's retroactive enrollment.	must be indicated by selecting Retroactive member enrollment for ForwardHealth (attach appropriate documentation for retroactive period, if available) box on the Timely Filing Appeals Request (F-13047 (08/15)) form.	313 Blettner Blvd Madison WI 53784
---	---	---

Overpayments

Topic #528

Adjustment Request vs. Cash Refund

Except for nursing home and hospital providers, cash refunds may be submitted to ForwardHealth in lieu of an adjustment request. However, whenever possible, providers should submit an adjustment request for returning overpayments since both of the following are true:

- ┆ A cash refund does not provide documentation for provider records as an adjustment request does. (Providers may be required to submit proof of the refund at a later time.)
- ┆ Providers are not able to further adjust the claim after a cash refund is done if an additional reason for adjustment is determined.

Topic #532

Adjustment Requests

When correcting an overpayment through an adjustment request, providers may submit the adjustment request electronically or on paper. Providers should not submit provider-based billing claims through adjustment processing channels.

ForwardHealth processes an adjustment request if the provider is all of the following:

- ┆ Medicaid-enrolled on the DOS (date of service).
- ┆ Not currently under investigation for Medicaid fraud or abuse.
- ┆ Not subject to any intermediate sanctions under Wis. Admin. Code § [DHS 106.08](#).
- ┆ Claiming and receiving ForwardHealth reimbursement in sufficient amounts to allow the recovery of the overpayment within a very limited period of time. The period of time is usually no more than 60 days.

Electronic Adjustment Requests

Wisconsin Medicaid will deduct the overpayment when the [electronic adjustment request](#) is processed. Providers should use the [companion guide](#) for the appropriate 837 (837 Health Care Claim) transaction when submitting adjustment requests.

Paper Adjustment Requests

For [paper adjustment requests](#), providers are required to do the following:

- ┆ Submit an [Adjustment/Reconsideration Request \(F-13046 \(02/2025\)\)](#) form through normal processing channels (not timely filing), regardless of the DOS
- ┆ Indicate the reason for the overpayment, such as a duplicate reimbursement or an error in the quantity indicated on the claim

After the paper adjustment request is processed, Wisconsin Medicaid will deduct the overpayment from future reimbursement amounts.

Topic #533

Cash Refunds

When submitting a personal check to ForwardHealth for an overpayment, providers should include a copy of the RA (Remittance Advice) for the claim to be adjusted and highlight the affected claim on the RA. If a copy of the RA is not available, providers should indicate the ICN (internal control number), the NPI (National Provider Identifier) (if applicable), and the payee ID from the RA for the claim to be adjusted. The check should be sent to the following address:

ForwardHealth
Financial Services Cash Unit
313 Blettner Blvd
Madison WI 53784

Topic #531

ForwardHealth-Initiated Adjustments

ForwardHealth may initiate an adjustment when a retroactive rate increase occurs or when an improper or excess payment has been made. ForwardHealth has the right to pursue overpayments resulting from computer or clerical errors that occurred during claims processing.

If ForwardHealth initiates an adjustment to recover overpayments, ForwardHealth remittance information will include details of the adjustment in the Claims Adjusted Section of the paper RA (Remittance Advice).

Topic #530

Requirements

As stated in Wis. Admin. Code § [DHS 106.04\(5\)](#), the provider is required to refund the overpayment within 30 days of the date of the overpayment if a provider receives overpayment for a claim because of duplicate reimbursement from ForwardHealth or other health insurance sources.

In the case of all other overpayments (for example, incorrect claims processing, incorrect maximum allowable fee paid), providers are required to return the overpayment within 30 days of the date of discovery.

The return of overpayments may occur through one of the following methods:

- ┆ Return of overpayment through the adjustment request process
- ┆ Return of overpayment with a cash refund
- ┆ Return of overpayment with a voided claim
- ┆ ForwardHealth-initiated adjustments

Note: Nursing home and hospital providers may not return an overpayment with a cash refund. These providers routinely receive retroactive rate adjustments, requiring ForwardHealth to reprocess previously paid claims to reflect a new rate. This is not possible after a cash refund is done.

Topic #8417

Voiding Claims

Providers may void claims on the ForwardHealth Portal to return overpayments. This way of returning overpayments may be a more efficient and timely way for providers as a voided claim is a complete recoupment of the payment for the entire claim. Once a claim is voided, the claim can no longer be adjusted; however, the services indicated on the voided claim may be resubmitted on a new claim.

Reimbursement

5

Archive Date:06/02/2025

Reimbursement:Payer of Last Resort

Topic #242

Instances When Medicaid is Not Payer of Last Resort

Wisconsin Medicaid or BadgerCare Plus are **not** the payer of last resort for members who receive coverage from certain governmental programs, such as:

- | Birth to 3
- | Crime Victim Compensation Fund
- | GA (General Assistance)
- | HCBS (Home and Community-Based Services) waiver programs
- | IDEA (Individuals with Disabilities Education Act)
- | Indian Health Service
- | Maternal and Child Health Services
- | WCDP (Wisconsin Chronic Disease Program):
 - | Adult Cystic Fibrosis
 - | Chronic Renal Disease
 - | Hemophilia Home Care

Providers should ask members if they have coverage from these other governmental programs.

If the member becomes retroactively enrolled in Wisconsin Medicaid or BadgerCare Plus, providers who have already been reimbursed by one of these government programs may be required to submit the claims to ForwardHealth and refund the payment from the government program.

Amounts

Topic #258

Acceptance of Payment

The amounts allowed as payment for covered services must be accepted as payment in full. Therefore, total payment for the service (for example, any amount paid by other health insurance sources, any BadgerCare Plus or Medicaid copay or spenddown amounts paid by the member, and any amount paid by BadgerCare Plus, Medicaid, or HDAP (Wisconsin HIV Drug Assistance Program)) may not exceed the allowed amount. As a result, providers may not collect payment from a member or authorized person acting on behalf of the member, for the difference between their usual and customary charge and the allowed amount for a service (for example, balance billing).

Other health insurance payments may exceed the allowed amount if no additional payment is received from the member or BadgerCare Plus, Medicaid, or HDAP.

Topic #8277

Additional Reimbursement for Reporting Body Mass Index

ForwardHealth is collecting BMI (body mass index) data on children enrolled in BadgerCare Plus or Wisconsin Medicaid to gather baseline information for future policy initiatives.

ForwardHealth will reimburse an additional \$10 to providers and clinics for reporting BMI on professional claims for routine office visits and preventive services for members 2 to 18 years old on the DOS (date of service).

Providers who are eligible to receive the additional reimbursement include the following:

- | HealthCheck agencies
- | Nurse midwives
- | Nurse practitioners
- | Physician assistants
- | Physicians

Reporting Body Mass Index on Claims

For the additional reimbursement, CPT (Current Procedural Terminology) Category II procedure code 3008F (Body mass index, documented) is required on the claim in addition to an office visit procedure code. An ICD diagnosis reporting the pediatric BMI outcome must be associated with code 3008F. A \$10 minimum is required to be billed for procedure code 3008F.

Providers are required to [maintain records](#) that fully document the basis of charges upon which all claims for additional reimbursement payments are made.

Reimbursement

Providers are paid \$10 per billing provider, per child, per calendar year for reporting BMI for members in fee-for-service.

Payments for reporting BMI will appear on the RA (Remittance Advice) under EOB (Explanation of Benefits) code 9944, "Pricing Adjustment - Incentive Pricing."

Topic #694

Billing Service and Clearinghouse Contracts

According to Wis. Admin. Code § [DHS 106.03\(5\)\(c\)2](#), contracts with outside billing services or clearinghouses may not be based on commission in which compensation for the service is dependent on reimbursement from BadgerCare Plus. This means compensation must be unrelated, directly or indirectly, to the amount of reimbursement or the number of claims and is not dependent upon the actual collection of payment.

Topic #8117

Electronic Funds Transfer

EFT (Electronic funds transfer) allows ForwardHealth to directly deposit payments into a provider's designated bank account for a more efficient delivery of payments than the current process of mailing paper checks. EFT is secure, eliminates paper, and reduces the uncertainty of possible delays in mail delivery.

Only in-state and border-status providers who submit claims and MCOs (managed care organizations) are eligible to receive EFT payments.

Provider Exceptions

EFT payments are not available to the following providers:

- | In-state emergency providers
- | Out-of-state providers
- | Out-of-country providers
- | SMV (Specialized medical vehicle) providers during their provisional enrollment period

Enrolling in Electronic Funds Transfer

A ForwardHealth Portal account is required to enroll into EFT as all enrollments must be completed via a secure Provider Portal account or a secure MCO Portal account. Paper enrollments are not accepted. A separate EFT enrollment is required for each financial payer a provider bills.

Providers who do not have a Portal account may [Request Portal Access](#) online. Providers may also call the [Portal Helpdesk](#) for assistance in requesting a Portal account.

The following guidelines apply to EFT enrollment:

- | Only a Portal Administrator or a clerk who has been assigned the EFT role on the Portal may complete the EFT enrollment information.
- | Organizations can revert back to receiving paper checks by disenrolling in EFT.
- | Organizations may change their EFT information at any time.
- | Organizations will continue to receive their RA (Remittance Advice) as they do currently.

Refer to the Electronic Funds Transfer User Guide on the [User Guides](#) page of the Portal for instructions and more information

about EFT enrollment.

Providers will continue to receive payment via paper check until the enrollment process moves into Active status and the provider's ForwardHealth EFT enrollment is considered complete.

Recoupment and Reversals

Enrollment in EFT does not change the current process of recouping funds. Overpayments and recoupment of funds will continue to be conducted through the reduction of payments.

Note: Enrolling in EFT does not authorize ForwardHealth to make unauthorized debits to the provider's EFT account; however, in some instances an EFT reversal of payment may be necessary. For example, if the system generates a payment twice or the amount entered manually consists of an incorrect value (for example, a decimal point is omitted creating a \$50,000 keyed value for a \$500 claim), a reversal will take place to correct the error and resend the correct transaction value. ForwardHealth will notify the designated EFT contact person of an EFT reversal if a payment is made in error due to a system processing or manual data entry error.

Problem Resolution

If payment is not deposited into the designated EFT account according to the ForwardHealth payment cycle, providers should first check with their financial institution to confirm the payment was received. If the payment was not received, providers should then call [Provider Services](#) to resolve the issue and payment by paper check will be reinstated until the matter has been resolved.

Topic #897

Fee Schedules

Maximum allowable fee information is available on the [Max Fee Schedules](#) page of the ForwardHealth Portal in the following forms:

- ┆ An interactive maximum allowable fee schedule
- ┆ Downloadable fee schedules by service area only in TXT (text) or CSV (comma separated value) files

Policy information is not displayed in the fee schedules. Providers should refer to their specific service area in the Online Handbook for more information about coverage policy related to a specific procedure code.

Certain fee schedules are interactive. On the interactive fee schedule, providers have more search options for looking up some coverage information, as well as the maximum allowable fees, as appropriate, for reimbursable HCPCS (Healthcare Common Procedure Coding System), CPT (Current Procedural Terminology), or CDT (Current Dental Terminology) procedure codes for most services.

Providers have the ability to independently search by:

- ┆ A single HCPCS, CPT, or CDT procedure code
- ┆ Multiple HCPCS, CPT, or CDT procedure codes
- ┆ A pre-populated code range
- ┆ A service area (Service areas listed in the interactive fee schedule more closely align with the provider service areas listed in the Online Handbook, including the WCDP (Wisconsin Chronic Disease Program) programs and WWWP (Wisconsin Well Woman Program).)

The downloadable fee schedules, which are updated monthly, provide basic maximum allowable fee information by provider

service area.

Through the interactive fee schedule, providers can export their search results for a single code, multiple codes, a code range, or by service area. The export function of the interactive fee schedule will return a .zip file that includes seven CSV files containing the results.

Note: The interactive fee schedule will export all associated information related to the provider's search criteria except the procedure code descriptions.

Providers may call [Provider Services](#) in the following cases:

- ┆ The ForwardHealth Portal is not available.
- ┆ There is uncertainty as to which fee schedule should be used.
- ┆ The appropriate fee schedule cannot be found on the Portal.
- ┆ To determine coverage or maximum allowable fee of procedure codes not appearing on a fee schedule.

Topic #19777

Targeted Reimbursement Rate Increase

In accordance with a provision of the 2015-17 biennial state budget (2015 Wisconsin Act 55), ForwardHealth implemented a targeted enhanced reimbursement rate for pediatric dental care and certain adult dental services. The targeted reimbursement rate applies to all Medicaid-enrolled provider types eligible to render dental services and applies to services rendered in Brown, Marathon, Polk, and Racine counties. The rendering provider's practice location is considered the county where the services are rendered, not the county of the billing provider or the member.

The reimbursement rate increase applies to all Medicaid-enrolled provider types eligible to render dental services in a target county; however, the reimbursement rate increase does not apply to dental services billed through a federally qualified health center. The reimbursement rate applies to services provided fee-for-service and via managed care.

If the rendering provider practices in both a target county and non-target county, the rendering provider is required to obtain separate Medicaid enrollment for both the target county and the non-target county. The address of the rendering provider should be indicated in the appropriate field on submitted claims, including the zip code matching the Medicaid enrollment address. Rendering providers who need to set up separate Medicaid enrollment for [separate locations](#) can begin the process as follows:

- ┆ Go to the [Provider Enrollment](#) page.
- ┆ Click the Start or Continue Your Enrollment Application link to begin a new Medicaid enrollment.

Providers with questions regarding the enrollment process can call ForwardHealth [Provider Services](#).

Maximum Allowable Fees

ForwardHealth reimburses the lesser of the provider's billed amount or the increased reimbursement rate. The maximum daily reimbursement rate policy applies only for services eligible for the rate increase.

The [maximum allowable fee schedule](#) includes all current reimbursement rates. Providers should indicate their [usual and customary charges](#) when submitting claims for services.

Topic #2387

HealthCheck Services

HealthCheck Screens

In recognition of the importance of comprehensive health care for members under age 21, reimbursement for HealthCheck screens (CPT (Current Procedural Terminology) procedure codes 99381–99385 and 99391–99395) is higher than reimbursement for other preventive exams. Reimbursement for HealthCheck screening services is made in accordance with the maximum allowable fee schedule established by Wisconsin Medicaid.

Maximum allowable fees exist for the comprehensive screening package. In addition, laboratory tests, immunizations, and pelvic exams may be reimbursed separately.

Vaccines

Reimbursement for vaccines provided through the VFC (Vaccines for Children Program) Program is limited to an administration fee, since the vaccines are provided free to providers who give immunizations.

Beyfortus (nirsevimab), a monoclonal antibody, is used for the prevention of lower respiratory tract disease caused by RSV (respiratory syncytial virus) in infants or children. Although not a vaccine, the CDC (Centers for Disease Control and Prevention)'s ACIP (Advisory Committee on Immunization Practices) voted to include [Beyfortus in the VFC Program](#). Providers are required to obtain Beyfortus for children from the VFC supply. ForwardHealth only reimburses [an administration code](#) for Beyfortus supplied through the VFC Program.

HealthCheck Services and Health Professional Shortage Areas

HealthCheck services are **not** eligible for HPSA (Health Professional Shortage Area) bonuses, regardless of the billing or rendering provider's or member's location, since reimbursement for these procedure codes includes enhanced reimbursement for HealthCheck services.

Topic #260

Maximum Allowable Fees

Maximum allowable fees are established for most covered services. Maximum allowable fees are based on various factors, including a review of usual and customary charges submitted, the Wisconsin State Legislature's Medicaid budgetary constraints, and other relevant economic limitations. Maximum allowable fees may be adjusted to reflect reimbursement limits or limits on the availability of federal funding as specified in federal law.

Providers are reimbursed at the lesser of their billed amount and the maximum allowable fee for the procedure.

Topic #2044

Non-Targeted Outreach and Case Management Services

Non-targeted outreach and case management services are reimbursed at a lower rate than targeted services.

Collecting Payment From Members

Topic #227

Conditions That Must Be Met

A member may request a noncovered service, a covered service for which PA (prior authorization) was denied (or modified), or a service that is not covered under the member's limited benefit category. The charge for the service may be collected from the member if the following conditions are met **prior** to the delivery of that service:

- ┆ The member accepts responsibility for payment.
- ┆ The provider and member make payment arrangements for the service.

Providers are strongly encouraged to obtain a **written** statement in advance documenting that the member has accepted responsibility for the payment of the service.

Furthermore, the service must be separate or distinct from a related, covered service. For example, a vision provider may provide a member with eyeglasses but then, upon the member's request, provide and charge the member for anti-glare coating, which is a noncovered service. Charging the member is permissible in this situation because the anti-glare coating is a separate service and can be added to the lenses at a later time.

Topic #538

Cost Sharing

According to federal regulations, providers cannot hold a member responsible for any commercial or Medicare cost-sharing amount such as coinsurance, copay, or deductible. Therefore, a provider may not collect payment from a member, or authorized person acting on behalf of the member, for copays required by other health insurance sources. Instead, the provider should collect from the member **only** the Medicaid or BadgerCare Plus copay amount indicated on the member's remittance information.

Topic #224

Situations When Member Payment is Allowed

Providers may not collect payment from a member, or authorized person acting on behalf of the member, **except** for the following:

- ┆ Required member [copays](#) for certain services.
- ┆ Other health insurance (for example, commercial health insurance, Medicare, Medicare Advantage Plans) payments made to the member.
- ┆ [Spendeddown](#).
- ┆ Charges for a [private room](#) in a nursing home if meeting the requirements stated in Wis. Admin. Code § [DHS 107.09\(4\)\(k\)](#), or in a hospital if meeting the requirements stated in Wis. Admin. Code § [DHS 107.08\(3\)\(a\)2](#).
- ┆ Noncovered services if certain conditions are met.
- ┆ Covered services for which PA (prior authorization) was denied (or an originally requested service for which a PA request was modified) if certain conditions are met. These services are treated as noncovered services.
- ┆ Services provided to a member in a limited benefit category when the services are not covered under the limited benefit and

if certain conditions are met.

If a provider inappropriately collects payment from a member, or authorized person acting on behalf of the member, that provider may be subject to program sanctions including termination of Medicaid enrollment.

Copayment

Topic #2386

Amounts

No copay may be charged for a HealthCheck screening.

Topic #231

Exemptions

Wisconsin Medicaid and BadgerCare Plus Copay Exemptions

According to Wis. Admin. Code § [DHS 104.01\(12\)\(a\)](#), and [42 C.F.R. \(Code of Federal Regulations\) § 447.56](#), providers are prohibited from collecting any copays from these Medicaid and BadgerCare Plus members:

- | Children under age 19
- | American Indians or Alaskan Natives, regardless of age or income level, who are receiving or have ever received items and services either directly from an Indian health care provider or through referral under contract health services
 - | Note: Until further notice, Wisconsin Medicaid and BadgerCare Plus will apply this exemption policy for **all** services regardless of whether a tribal health care provider or a contracted entity provides the service. Providers may not collect copay from any individual identified in the EVS (Enrollment Verification System) as an American Indian or Alaskan Native.
- | Terminally ill individuals receiving hospice care
- | Nursing home residents
- | Members enrolled in Wisconsin Well Woman Medicaid
- | Individuals eligible through EE (Express Enrollment)

These services do not require copays from any member enrolled in Wisconsin Medicaid or BadgerCare Plus:

- | Behavioral treatment
- | Care coordination services (prenatal and child care coordination)
- | CRS (Community Recovery Services)
- | Crisis intervention services
- | CSP (Community support program) services
- | Comprehensive community services
- | Emergency services for medical conditions that meet the prudent layperson standard
 - | Note: The prudent layperson standard is defined by [42 C.F.R. \(Code of Federal Regulations\) § 438.114](#), and may be expanded to include a psychiatric emergency involving a significant risk or serious harm to oneself or others, a substance abuse emergency in which there is significant risk of serious harm to a member or others or there is likelihood of return to substance abuse without immediate treatment, or emergency dental care, which is defined as an immediate service needed to relieve the patient from pain, an acute infection, swelling, trismus, fever, or trauma.
- | EMTALA (Emergency Medical Treatment and Labor Act)-required medical screening exam and stabilization services
- | Family planning services and supplies, including sterilizations
- | HealthCheck services
- | Home care services (home health, personal care, and PDN (private duty nurse) services)
- | Hospice care services

- | Immunizations, including approved vaccines recommended to adults by the [ACIP \(Advisory Committee on Immunization Practices\)](#)
- | Independent laboratory services
- | Injections
- | IOP (intensive outpatient program) services
- | Pregnancy-related services
- | Preventive services with an A or B rating* from the [USPSTF \(U.S. Preventive Services Task Force\)](#)**, including tobacco cessation services
- | SBS (School-based services)
- | Substance abuse day treatment services
- | Surgical assistance
- | Targeted case management services

Note: Providers may not impose cost sharing for health-care acquired conditions or other provider-preventable services as defined in federal law under [42 C.F.R. § 447.26\(b\)](#).

* Providers are required to add CPT (Current Procedural Terminology) modifier 33 to identify USPSTF services that are not specifically identified as preventive in nature. The definition for modifier 33 reads:

When the primary purpose of the service is the delivery of an evidence based service in accordance with a U.S. Preventive Services Task Force A or B rating in effect and other preventive services identified in preventive services mandates (legislative or regulatory), the service may be identified by adding 33 to the procedure. For separately reported services specifically identified as preventive, the modifier should not be used.

Since many of the USPSTF recommendations are provided as part of a regular preventive medicine visit, ForwardHealth will not deduct a copay for these services (CPT procedure codes 99381–99387 and 99391–99397).

** The USPSTF recommendations include:

- | Screening tests
- | Counseling
- | Immunizations
- | Preventive medications for targeted populations

These services must be provided or recommended by a physician or other licensed practitioner of the healing arts within the scope of their practice.

Topic #233

Limitations

Providers should verify that they are collecting the correct copay for services as some services have monthly or annual copay limits. Providers may not collect member copays in amounts that exceed copay limits.

Monthly Copay Limits

Per the federal limitations on premiums and cost sharing in 42 C.F.R. § 447.56(f), the combined amount of Medicaid premiums and copays a BadgerCare Plus or Medicaid member incurs each month may not exceed 5% of the member's monthly household income. To comply with federal limitations on premiums and cost sharing, ForwardHealth calculates each member's monthly premium and copay limit, which is a maximum allowable copay amount based on monthly income, for individual members. Members within the same household may have different individual copay limits, and children under age 19 are exempt from

copays.

Providers must determine whether or not a BadgerCare Plus or Medicaid member is [exempt from paying copays or has reached their monthly copay limit](#) by accessing the [Enrollment Verification System](#) and receiving the message "No Copay" in response to an enrollment query.

Member Notification

Each member receives a letter in the mail that states their individual monthly copay limit. If a member has a change, such as a change in income or marital status, they will receive a letter with the updated individual monthly copay limit.

When a member reaches their monthly copay limit before the end of the month, they will receive a letter that informs them that they have met their copay limit for that month, and copays will resume on the first day of the following month.

Copay Collection

Once a member meets their individual monthly copay limit, copays will no longer be deducted from the provider's reimbursement. This is true even if subsequent claim adjustments reduce the member's incurred copay amount to below their monthly limit.

Providers may not collect copays from members who have met their individual monthly copay limit.

Topic #237

Refund/Collection

If a provider collects a copay before providing a service and BadgerCare Plus does not reimburse the provider for any part of the service, the provider is required to return or credit the entire copay amount to the member.

If BadgerCare Plus deducts less copay than the member paid, the provider is required to return or credit the remainder to the member. If BadgerCare Plus deducts more copay than the member paid, the provider may collect the remaining amount from the member.

Topic #239

Requirements

Federal law permits states to charge members a copay for certain covered services. Providers are required to request copays from members. Providers may not deny services to a Wisconsin Medicaid or BadgerCare Plus member who fails to make a copay.

Wis. Stat. § [49.45\(18\)](#) requires providers to make a reasonable attempt to collect copay from the member unless the provider determines that the cost of collecting the copay exceeds the amount to be collected.

Reimbursement Not Available

Topic #2385

Reimbursement Not Available

Wisconsin Medicaid may deny or recoup payment for covered services that fail to meet program requirements. Reimbursement is also not available when the service does not have an approved authorization, is not provided in accordance with the authorization, and/or is not medically necessary.

HealthCheck Screening Services

The following are not reimbursable as HealthCheck services:

- ┆ Comprehensive screens in excess of periodicity limitations
- ┆ Pap smears and pelvic exams not performed by or under the direct supervision of a physician, physician assistant, or nurse
- ┆ HealthCheck screening components provided to an HMO member by a non-HMO affiliated provider
- ┆ Any service provided to a member who is not enrolled in Wisconsin Medicaid on the DOS (date of service)

HealthCheck Outreach and Case Management Services

The following are not reimbursable as HealthCheck outreach and case management services:

- ┆ Case management services do not result in a screen.
- ┆ The member was not enrolled on the date the HealthCheck outreach and case management or HealthCheck screening services were provided. The outreach and case management provider should inform the member that any services obtained during a period in which the member is not enrolled will not be covered.
- ┆ Outreach and case management services are billed more than once per member during a periodicity interval.
- ┆ Outreach is provided in connection with an interperiodic screen.

Topic #695

Reimbursement Not Available Through a Factor

BadgerCare Plus will not reimburse providers through a factor, either directly or by virtue of a power of attorney given to the factor by the provider. A factor is an organization (for example, a collection agency) or person who advances money to a provider for the purchase or transfer of the provider's accounts receivable. The term "factor" does not include business representatives, such as billing services, clearinghouses, or accounting firms, which render statements and receive payments in the name of the provider.

Topic #51

Services Not Separately Reimbursable

If reimbursement for a service is included in the reimbursement for the primary procedure or service, it is not separately reimbursable. For example, routine venipuncture is not separately reimbursable, but it is included in the reimbursement for the laboratory procedure or the laboratory test preparation and handling fee. Also, DME (durable medical equipment) delivery

charges are included in the reimbursement for DME items.

Member Information

6

Archive Date:06/02/2025

Member Information:Enrollment Categories

Topic #225

BadgerCare Plus

Populations Eligible for BadgerCare Plus

The following populations are eligible for BadgerCare Plus:

- | Parents and caretakers with incomes at or below 100% of the FPL (Federal Poverty Level).
- | Pregnant women with incomes at or below 300% of the FPL.
- | Children (ages 18 and younger) with household incomes at or below 300% of the FPL.
- | Childless adults with incomes at or below 100% of the FPL.
- | Transitional medical assistance individuals, also known as members on extensions, with incomes over 100% of the FPL.

Where available, BadgerCare Plus members are enrolled in BadgerCare Plus HMOs. In those areas of Wisconsin where HMOs are not available, services will be reimbursed on a fee-for-service basis.

Premiums

The following members are required to pay premiums to be enrolled in BadgerCare Plus:

- | Transitional medical assistance individuals with incomes over 133% of the FPL. Transitional medical assistance individuals with incomes between 100 and 133% FPL are exempt from premiums for the first six months of their eligibility period.
- | Children (ages 18 and younger) with household incomes greater than 200% with the following exceptions:
 - | Children under age 1 year.
 - | Children who are tribal members or otherwise eligible to receive Indian Health Services.

Topic #16677

BadgerCare Plus Benefit Plan Changes

Effective April 1, 2014, all members eligible for BadgerCare Plus were enrolled in the BadgerCare Plus Standard Plan. As a result of this change, the following benefit plans were discontinued:

- | BadgerCare Plus Benchmark Plan
- | BadgerCare Plus Core Plan
- | BadgerCare Plus Basic Plan

Members who are enrolled in the Benchmark Plan or the Core Plan who met new income limits for BadgerCare Plus eligibility were automatically transitioned into the BadgerCare Plus Standard Plan on April 1, 2014. In addition, the last day of BadgerRx Gold program coverage for all existing members was March 31, 2014.

Providers should refer to the [March 2014 Online Handbook archive](#) of the appropriate service area for policy information pertaining to these discontinued benefit plans.

Topic #785

BadgerCare Plus Prenatal Program

As a result of 2005 Wisconsin Act 25, BadgerCare has expanded coverage to the following individuals:

- ┆ Pregnant non-U.S. citizens who are not qualified aliens but meet other eligibility criteria for BadgerCare.
- ┆ Pregnant individuals detained by legal process who meet other eligibility criteria for BadgerCare.

The BadgerCare Plus Prenatal Program is designed to provide better birth outcomes.

Women are eligible for all covered services from the first of the month in which their pregnancy is verified or the first of the month in which the application for BadgerCare Plus is filed, whichever is later. Members are enrolled through the last day of the month in which they deliver or the pregnancy ends. Postpartum care is reimbursable **only** if provided as part of global obstetric care. Even though enrollment is based on pregnancy, these women are eligible for **all** covered services. (They are not limited to pregnancy-related services.)

These women are not presumptively eligible. Providers should refer them to the appropriate [income maintenance or tribal agency](#) where they can apply for this coverage.

Fee-for-Service

Pregnant non-U.S. citizens who are not qualified aliens and pregnant individuals detained by legal process receive care only on a fee-for-service basis. Providers are required to follow all program requirements (for example, claim submission procedures, PA (prior authorization) requirements) when providing services to these women.

Emergency Services for Non-U.S. Citizens

When BadgerCare Plus enrollment ends for pregnant non-U.S. citizens who are not qualified aliens, they receive coverage for emergency services. These women receive emergency coverage for 60 days after the pregnancy ends; this coverage continues through the end of the month in which the 60th day falls (for example, a woman who delivers on June 20, 2006, would be enrolled through the end of August 2006).

Topic #2757

Birth to 3 Program

A child from birth up to (but not including) age three is eligible for [Birth to 3 services](#) if the child meets one of the following criteria:

- ┆ The individual has a diagnosed physical or mental condition that has a high probability of resulting in a developmental delay.
- ┆ The individual has at least a 25% delay in one or more of the following areas of development:
 - ┆ Cognitive development
 - ┆ Physical development, including vision and hearing
 - ┆ Communication skills
 - ┆ Social or emotional development
 - ┆ Adaptive development, which includes self-help skills
- ┆ Atypical development affecting the child's overall development, as determined by a qualified team using professionally acceptable procedures and informed clinical opinion.

ForwardHealth provides Birth to 3 information because many children enrolled in the Birth to 3 Program are also BadgerCare Plus/Medicaid members.

Topic #230

Express Enrollment for Children and Pregnant Women

The EE (Express Enrollment) for Pregnant Women Benefit is a limited benefit category that allows a pregnant woman to receive immediate pregnancy-related outpatient services while her application for full-benefit BadgerCare Plus is processed. Enrollment is not restricted based on the member's other health insurance coverage. Therefore, a pregnant woman who has other health insurance may be enrolled in the benefit.

The EE for Children Benefit allows certain members through 18 years of age to receive BadgerCare Plus benefits while an application for BadgerCare Plus is processed.

Fee-for-Service

Women and children who are temporarily enrolled in BadgerCare Plus through the EE process are not eligible for enrollment in an HMO until they are determined eligible for full benefit BadgerCare Plus by the [income maintenance or tribal agency](#).

Topic #226

Family Planning Only Services

Family Planning Only Services is a limited benefit program that provides routine contraceptive management or related services to low-income individuals who are of childbearing/reproductive age (typically 15 years of age or older) and who are otherwise not eligible for Wisconsin Medicaid or BadgerCare Plus. Members receiving Family Planning Only Services must be receiving routine contraceptive management or related services.

Note: Members who meet the enrollment criteria may receive routine contraceptive management or related services **immediately** by temporarily enrolling in Family Planning Only Services through [EE \(Express Enrollment\)](#).

The goal of Family Planning Only Services is to provide members with information and services to assist them in preventing pregnancy, making BadgerCare Plus enrollment due to pregnancy less likely. Providers should explain the purpose of Family Planning Only Services to members and encourage them to contact their certifying agency to determine their enrollment options if they are not interested in, or do not need, contraceptive services.

Members enrolled in Family Planning Only Services receive routine services to prevent or delay pregnancy and are not eligible for other services (for example, PT (physical therapy) services, dental services). Even if a medical condition is discovered during a family planning visit, treatment for the condition is not covered under Family Planning Only Services unless the treatment is identified in the list of [allowable procedure codes](#) for Family Planning Only Services.

Members are also not eligible for certain other services that are covered under Wisconsin Medicaid and BadgerCare Plus (for example, mammograms and hysterectomies). If a medical condition, other than an STD (sexually transmitted disease), is discovered during routine contraceptive management or related services, treatment for the medical condition is not covered under Family Planning Only Services.

Colposcopies and treatment for STDs are only covered through Family Planning Only Services if they are determined medically necessary during routine contraceptive management or related services. A colposcopy is a covered service when an abnormal result is received from a pap test, prior to the colposcopy, while the member is enrolled in Family Planning Only Services and receiving contraceptive management or related services.

Family Planning Only Services members diagnosed with cervical cancer, precancerous conditions of the cervix, or breast cancer

may be eligible for Wisconsin Well Woman Medicaid. Providers should assist eligible members with the enrollment process for Well Woman Medicaid.

Providers should inform members about other coverage options and provide referrals for care not covered by Family Planning Only Services.

Topic #4757

ForwardHealth and ForwardHealth interChange

ForwardHealth brings together many Wisconsin DHS (Department of Health Services) health care programs with the goal to create efficiencies for providers and to improve health outcomes for members. ForwardHealth interChange is the DHS claims processing system that supports multiple state health care programs and web services, including:

- | BadgerCare Plus
- | BadgerCare Plus and Medicaid managed care programs
- | SeniorCare
- | HDAP (Wisconsin HIV Drug Assistance Program)
- | WCDP (Wisconsin Chronic Disease Program)
- | WIR (Wisconsin Immunization Registry)
- | Wisconsin Medicaid
- | Wisconsin Well Woman Medicaid
- | WWWP (Wisconsin Well Woman Program)

ForwardHealth interChange is supported by the state's fiscal agent, Gainwell Technologies.

Topic #229

Limited Benefit Categories Overview

Certain members may be enrolled in a limited benefit category. These limited benefit categories include the following:

- | BadgerCare Plus Prenatal Program
- | EE (Express Enrollment) for Children
- | EE for Pregnant Women
- | Family Planning Only Services, including EE for individuals applying for Family Planning Only Services
- | QDWI (Qualified Disabled Working Individuals)
- | QI-1 (Qualifying Individuals 1)
- | QMB Only (Qualified Medicare Beneficiary Only)
- | SLMB (Specified Low-Income Medicare Beneficiary)
- | Tuberculosis-Related Medicaid

Members may be enrolled in full-benefit Medicaid or BadgerCare Plus and also be enrolled in certain limited benefit programs, including QDWI, QI-1, QMB Only, and SLMB. In those cases, a member has full Medicaid or BadgerCare Plus coverage in addition to limited coverage for Medicare expenses.

Members enrolled in the BadgerCare Plus Prenatal Program, Family Planning Only Services, EE for Children, EE for Pregnant Women, or Tuberculosis-Related Medicaid cannot be enrolled in full-benefit Medicaid or BadgerCare Plus. These members receive benefits through the limited benefit category.

Providers should note that a member may be enrolled in more than one limited benefit category. For example, a member may be

enrolled in Family Planning Only Services and Tuberculosis-Related Medicaid.

Providers are strongly encouraged to verify dates of enrollment and other coverage information using Wisconsin's EVS (Enrollment Verification System) to determine whether a member is in a limited benefit category, receives full-benefit Medicaid or BadgerCare Plus, or both.

Providers are responsible for knowing which services are covered under a limited benefit category. If a member of a limited benefit category requests a service that is not covered under the limited benefit category, the provider may collect payment from the member if certain [conditions](#) are met.

Topic #228

Medicaid

Medicaid is a joint federal/state program established in 1965 under Title XIX of the Social Security Act to pay for medical services for selected groups of people who meet the program's financial requirements.

The purpose of Medicaid is to provide reimbursement for and assure the availability of appropriate medical care to persons who meet the criteria for Medicaid. Wisconsin Medicaid is also known as the Medical Assistance Program, WMAP (Wisconsin Medical Assistance Program), MA (Medical Assistance), Title XIX, or T19.

A Medicaid member is any individual entitled to benefits under Title XIX of the Social Security Act and under the Medical Assistance State Plan as defined in Wis. Stat. ch. [49](#).

Wisconsin Medicaid enrollment is determined on the basis of financial need and other factors. A citizen of the United States or a "qualified immigrant" who meets low-income financial requirements may be enrolled in Wisconsin Medicaid if they are in one of the following categories:

- | Age 65 and older
- | Blind
- | Disabled

Some needy and low-income people become eligible for Wisconsin Medicaid by qualifying for programs such as:

- | Katie Beckett
- | Medicaid Purchase Plan
- | Foster care or adoption assistance programs
- | SSI (Supplemental Security Income)
- | WWWP (Wisconsin Well Woman Program)

Providers may advise these individuals or their representatives to contact their [certifying agency](#) for more information. The following agencies certify people for Wisconsin Medicaid enrollment:

- | Income maintenance or tribal agencies
- | Medicaid outstation sites
- | SSA (Social Security Administration) offices

In limited circumstances, some state agencies also certify individuals for Wisconsin Medicaid.

Medicaid fee-for-service members receive services through the traditional health care payment system under which providers receive a payment for each unit of service provided. Some Medicaid members receive services through state-contracted MCOs (managed care organizations).

Topic #232

Qualified Disabled Working Individual Members

QDWI (Qualified Disabled Working Individual) members are a limited benefit category of Medicaid members. They receive payment of Medicare monthly premiums for Part A.

QDWI members are certified by their [income maintenance or tribal agency](#). To qualify, QDWI members are required to meet the following qualifications:

- ┆ Have income under 200% of the FPL (Federal Poverty Level)
- ┆ Be entitled to, but not necessarily enrolled in, Medicare Part A
- ┆ Have income or assets too high to qualify for QMB-Only (Qualified Medicare Beneficiary-Only) and SLMB (Specified Low-Income Medicare Beneficiary)

Topic #234

Qualified Medicare Beneficiary-Only Members

QMB-Only (Qualified Medicare Beneficiary-Only) members are a limited benefit category of Medicaid members. They receive payment of the following:

- ┆ Medicare monthly premiums for Part A, Part B, or both
- ┆ Coinsurance, copay, and deductible for Medicare-allowed services

QMB-Only members are certified by their [income maintenance or tribal agency](#). QMB-Only members are required to meet the following qualifications:

- ┆ Have an income under 100% of the FPL (Federal Poverty Level)
- ┆ Be entitled to, but not necessarily enrolled in, Medicare Part A

Topic #235

Qualifying Individual 1 Members

QI-1 (Qualifying Individual 1) members are a limited benefit category of Medicaid members. They receive payment of Medicare monthly premiums for Part B.

QI-1 members are certified by their [income maintenance or tribal agency](#). To qualify, QI-1 members are required to meet the following qualifications:

- ┆ Have income between 120 and 135% of the FPL (Federal Poverty Level)
- ┆ Be entitled to, but not necessarily enrolled in, Medicare Part A

Topic #18777

Real-Time Eligibility Determinations

ForwardHealth may complete real-time eligibility determinations for BadgerCare Plus and/or Family Planning Only Services applicants who meet pre-screening criteria and whose reported information can be verified in real time while applying in [ACCESS Apply for Benefits](#). Once an applicant is determined eligible through the real-time eligibility process, they are considered eligible for BadgerCare Plus and/or Family Planning Only Services and will be enrolled for 12 months, unless changes affecting eligibility occur before the 12-month period ends.

A member determined eligible through the real-time eligibility process will receive a [temporary ID \(identification\) card for BadgerCare Plus](#) and/or [Family Planning Only Services](#). Each member will get their own card, and each card will include the member's ForwardHealth ID number. The temporary ID card will be valid for the dates listed on the card and will allow the member to get immediate health care or pharmacy services.

Eligibility Verification

When a member is determined eligible for BadgerCare Plus and/or Family Planning Only Services through the real-time eligibility process, providers are able to see the member's eligibility information in Wisconsin's EVS (Enrollment Verification System) in real time. Providers should always verify eligibility through EVS prior to providing services.

On rare occasions, it may take up to 48 hours for eligibility information to be available through interChange. In such instances, if a member presents a valid temporary ID card, [the provider is still required to provide services](#), even if eligibility cannot be verified through EVS.

Sample Temporary Identification Card for Badger Care Plus

To the Provider

The individual listed on this card has been enrolled in BadgerCare Plus. This card entitles the listed individual to receive health care services, including pharmacy services, through BadgerCare Plus from any Medicaid-enrolled provider. For additional information, call Provider Services at 800-947-9627 or refer to the ForwardHealth Online Handbook at www.forwardhealth.wi.gov.

NOTE:

It is important to provide services when this card is presented. Providers who render services based on the enrollment dates on this card will receive payment for those services, as long as other reimbursement requirements are met. All policies regarding covered services apply for this individual, including the prohibition against billing members. If "Pending Assignment" is indicated after the name on this card, the member identification (ID) number will be assigned within one business day; the card is still valid. Refer to the ForwardHealth Online Handbook for further information regarding this temporary ID card. Providers are encouraged to keep a photocopy of this card.

WISCONSIN DEPARTMENT OF HEALTH SERVICES

TEMPORARY IDENTIFICATION CARD FOR BADGERCARE PLUS




Name:	Program	ID Number
IM A MEMBER	BadgerCare Plus	0987654321
DOB: 09/01/1984		

This card is valid from **October 01, 2016 to November 30, 2016.**

This individual's eligibility should be available through the ForwardHealth Portal. Eligibility should always be verified through the ForwardHealth Portal prior to services being provided.

Sample Temporary Identification Card for Family Planning Only Services

<p>To the Provider</p> <p>The individual listed on this card has been enrolled in Family Planning Only Services. This card entitles the listed individual to receive health care services, including pharmacy services, through Family Planning Only Services from any Medicaid-enrolled provider. For additional information, call Provider Services at 800-947-9627 or refer to the ForwardHealth Online Handbook at www.forwardhealth.wi.gov.</p> <p>NOTE:</p> <p>It is important to provide services when this card is presented. Providers who render services based on the enrollment dates on this card will receive payment for those services, as long as other reimbursement requirements are met. All policies regarding covered services apply for this individual, including the prohibition against billing members. If "Pending Assignment" is indicated after the name on this card, the member identification (ID) number will be assigned within one business day; the card is still valid. Refer to the ForwardHealth Online Handbook for further information regarding this temporary ID card. Providers are encouraged to keep a photocopy of this card.</p>	<div style="text-align: center;"> <p>WISCONSIN DEPARTMENT OF HEALTH SERVICES</p> <p>TEMPORARY IDENTIFICATION CARD FOR FAMILY PLANNING ONLY SERVICES</p> </div> <div style="text-align: right;">  </div> <table border="0" style="width: 100%;"> <tr> <td style="width: 33%;">Name:</td> <td style="width: 33%;">Program</td> <td style="width: 33%;">ID Number</td> </tr> <tr> <td>IM A MEMBER</td> <td>Family Planning Only</td> <td>0987654321</td> </tr> <tr> <td>DOB: 09/01/1984</td> <td>Services</td> <td></td> </tr> </table> <p>This card is valid from October 01, 2016 to November 30, 2016.</p> <p>This individual's eligibility should be available through the ForwardHealth Portal. Eligibility should always be verified through the ForwardHealth Portal prior to services being provided.</p>	Name:	Program	ID Number	IM A MEMBER	Family Planning Only	0987654321	DOB: 09/01/1984	Services	
Name:	Program	ID Number								
IM A MEMBER	Family Planning Only	0987654321								
DOB: 09/01/1984	Services									

Topic #236

Specified Low-Income Medicare Beneficiaries

SLMB (Specified Low-Income Medicare Beneficiary) members are a limited benefit category of Medicaid members. They receive payment of Medicare monthly premiums for Part B.

SLMB members are certified by their [income maintenance or tribal agency](#). To qualify, SLMB members are required to meet the following qualifications:

- ┆ Have an income under 120 percent of the FPL (Federal Poverty Level)
- ┆ Be entitled to, but not necessarily enrolled in, Medicare Part A

Topic #262

Tuberculosis-Related Medicaid

[Tuberculosis-Related Medicaid](#) is a limited benefit category that allows individuals with TB (tuberculosis) infection or disease to receive covered TB-related outpatient services.

Topic #240

Wisconsin Well Woman Medicaid

Wisconsin Well Woman Medicaid provides full Medicaid benefits to underinsured or uninsured women ages 35 to 64 who have

been screened and diagnosed by WWWP (Wisconsin Well Woman Program) or Family Planning Only Services, meet all other enrollment requirements, and are in need of treatment for any of the following:

- | Breast cancer
- | Cervical cancer
- | Precancerous conditions of the cervix

Services provided to women who are enrolled in WWWMA (Wisconsin Well Woman Medicaid) are reimbursed through Medicaid fee-for-service.

Identification Cards

Topic #266

ForwardHealth Identification Cards

Each enrolled member receives an identification card. Possession of a program identification card does not guarantee enrollment. It is possible that a member will present a card during a lapse in enrollment; therefore, it is essential that providers verify enrollment before providing services. Members are told to keep their cards even though they may have lapses in enrollment.

ForwardHealth Identification Card Features

The [ForwardHealth identification card](#) includes the member's name, 10-digit member ID, magnetic stripe, signature panel, and the Member Services telephone number. The card also has a unique, 16-digit card number on the front for internal program use.

The ForwardHealth card does not need to be signed to be valid; however, adult members are encouraged to sign their cards. Providers may use the signature as another means of identification.

The toll-free number on the back of each of the cards is for member use only. The address on the back of each card is used to return a lost card to ForwardHealth if it is found.

If a provider finds discrepancies with the identification number or name between what is indicated on the ForwardHealth card and the provider's file, the provider should verify enrollment with Wisconsin's EVS (Enrollment Verification System).

Digital ForwardHealth Identification Cards

Members can access [digital versions of their ForwardHealth cards](#) on the MyACCESS mobile app. Members are able to save PDFs and print out paper copies of their cards from the app. The digital and paper printout versions of the cards are identical to the physical cards for the purposes of accessing Medicaid-covered services. All policies that apply to the physical cards mailed by ForwardHealth to the member also apply to the digital or printed versions that members may present.

A member may still access their digital ForwardHealth card on the MyACCESS app when they are no longer enrolled. The MyACCESS app will display a banner message noting that the member is not currently enrolled in a ForwardHealth program. Providers should always verify enrollment with Wisconsin's EVS.

Identification Number Changes

Some providers may question whether services should be provided if a member's 10-digit identification number on their ForwardHealth card does not match the EVS response. If the EVS indicates the member is enrolled, services should be provided.

A member's identification number may change, and the EVS will reflect that change. However, ForwardHealth does not automatically send a replacement ForwardHealth card with the new identification number to the member. ForwardHealth cross-references the old and new identification numbers so a provider may submit claims with either number. The member may request a replacement ForwardHealth card that indicates the new number.

Member Name Changes

If a member's name on the ForwardHealth card is different than the response given from Wisconsin's EVS, providers should use

the name from the EVS response. When a name change is reported and on file, a new card will automatically be sent to the member.

Deactivated Cards

When any member identification card has been replaced for any reason, the previous identification card is deactivated. If a member presents a deactivated card, providers should encourage the member to discard the deactivated card and use only the new card.

Although a member identification card may be deactivated, the member ID is valid and the member still may be enrolled in a ForwardHealth program.

If a provider swipes a ForwardHealth card using a magnetic stripe card reader and finds that it has been deactivated, the provider may request a second form of identification if they do not know the member. After the member's identity has been verified, providers may verify a member's enrollment by using one of the EVS methods such as [AVR \(Automated Voice Response\)](#).

Defective Cards

If a provider uses a card reader for a ForwardHealth card and the magnetic stripe is defective, the provider should encourage the member to call Member Services at the number listed on the back of the member's card to request a new card.

If a member presents a ForwardHealth card with a defective magnetic stripe, providers may verify the member's enrollment by using an alternate enrollment verification method. Providers may also verify a member's enrollment by entering the member ID or 16-digit card number on a touch pad, if available, or by calling [WiCall](#) or [Provider Services](#).

Lost Cards

If a member needs a replacement ForwardHealth card, they may call Member Services to request a new one.

If a member lost their ForwardHealth card or never received one, the member may call [Member Services](#) to request a new one.

Managed Care Organization Enrollment Changes

Members do not receive a new ForwardHealth card if they are enrolled in a state-contracted MCO (managed care organization) or change from one MCO to another. Providers should verify enrollment with the EVS every time they see a member to ensure they have the most current managed care enrollment information.



Sample ForwardHealth Identification Card



Topic #1435

Types of Identification Cards

ForwardHealth members receive an identification card upon initial eligibility determination. Identification cards may be presented in different formats (for example, white plastic cards, paper cards, or paper printouts), depending on the program and the method used to enroll (for example, paper application or online application). Members who are temporarily enrolled in BadgerCare Plus or Family Planning Only Services receive temporary identification cards.

Enrollment Rights

Topic #246

Appealing Enrollment Determinations

Applicants and members have the right to appeal certain decisions relating to BadgerCare Plus, Medicaid, or HDAP (Wisconsin HIV Drug Assistance Program) enrollment. An applicant, a member, or authorized person acting on behalf of the applicant or member, or former member may file the appeal with the DHA (Division of Hearings and Appeals).

Pursuant to Wis. Admin. Code § [HA 3.03](#), an applicant, member, or former member may appeal any adverse action or decision by an agency or department that affects their benefits. Examples of decisions that may be appealed include, but are not limited to, the following:

- ┆ Individual was denied the right to apply.
- ┆ Application for BadgerCare Plus, HDAP, or Wisconsin Medicaid was denied.
- ┆ Application for BadgerCare Plus, HDAP, or Wisconsin Medicaid was not acted upon promptly.
- ┆ Enrollment was unfairly discontinued, terminated, suspended, or reduced.

In the case when enrollment is cancelled or terminated, the date the member, or authorized person acting on behalf of the member, files an appeal with the DHA determines what continuing coverage, if any, the member will receive until the hearing decision is made. The following scenarios describe the coverage allowed for a member who files an appeal:

- ┆ If a member files an appeal before his or her enrollment ends, coverage will continue pending the hearing decision.
- ┆ If a member files an appeal within 45 days after his or her enrollment ends, a hearing is allowed but coverage is not reinstated.

If the member files an appeal more than 45 days after his or her enrollment ends, a hearing is not allowed. Members may file an appeal by submitting a [Request for Fair Hearing \(DHA-28 \(08/09\)\)](#) form.

Claims for Appeal Reversals

Claim Denial Due to Termination of BadgerCare Plus or Wisconsin Medicaid Enrollment

If a claim is denied due to termination of BadgerCare Plus or Wisconsin Medicaid enrollment, a hearing decision that reverses that determination will allow the claim to be resubmitted and paid. The provider is required to obtain a copy of the appeal decision from the member, attach the copy to the previously denied claim, and submit both to ForwardHealth at the following address:

ForwardHealth
Specialized Research
Ste 50
313 Blettner Blvd
Madison WI 53784

If a provider has not yet submitted a claim, the provider is required to submit a copy of the hearing decision along with a paper claim to Specialized Research.

As a reminder, claims [submission deadlines](#) still apply even to those claims with hearing decisions.

Claim Denial Due to Termination of HDAP Enrollment

If a claim is denied due to termination of HDAP enrollment, a hearing decision that reverses that determination will allow the claim to be resubmitted and paid. The provider is required to obtain a copy of the appeal decision from the member, attach the copy to the previously denied claim, and submit both to ForwardHealth at the following address:

ForwardHealth
HDAP Claims and Adjustments
PO Box 8758
Madison WI 53708

If a provider has not yet submitted a claim, the provider is required to submit a copy of the hearing decision along with a paper claim to HDAP Claims and Adjustments.

As a reminder, claims [submission deadlines](#) still apply even to those claims with hearing decisions.

Topic #247

Freedom of Choice

Members may receive covered services from **any** willing Medicaid-enrolled provider, unless they are enrolled in a state-contracted MCO (managed care organization) or assigned to the [Pharmacy Services Lock-In Program](#).

Topic #248

General Information

Members are entitled to certain rights per Wis. Admin. Code ch. [DHS 103](#).

Topic #250

Notification of Discontinued Benefits

When DHS (Department of Health Services) intends to discontinue, suspend, or reduce a member's benefits, or reduce or eliminate coverage of services for a general class of members, DHS sends a written notice to members. This notice is required to be provided at least 10 days before the effective date of the action.

Topic #252

Prompt Decisions on Enrollment

Individuals applying for BadgerCare Plus or Wisconsin Medicaid have the right to prompt decisions on their applications. Enrollment decisions are made within 60 days of the date the application was signed for those with disabilities and within 30 days for all other applicants.

Topic #254

Requesting Retroactive Enrollment

An applicant has the right to request [retroactive enrollment](#) when applying for BadgerCare Plus or Wisconsin Medicaid. Enrollment may be backdated to the first of the month three months prior to the date of application for eligible members. Retroactive enrollment does not apply to QMB-Only (Qualified Medicare Beneficiary-Only) members.

Enrollment Responsibilities

Topic #241

General Information

Members have certain responsibilities per Wis. Admin. Code § [DHS 104.02](#) and the [ForwardHealth Enrollment and Benefits \(P-00079 \(07/14\)\)](#) booklet.

Topic #243

Loss of Enrollment — Financial Liability

Some covered services consist of a series of sequential treatment steps, meaning more than one office visit is required to complete treatment.

In most cases, if a member loses enrollment midway through treatment, BadgerCare Plus and Medicaid will **not** reimburse services (including prior authorized services) after enrollment has lapsed.

Members are financially responsible for any services received after their enrollment has been terminated. If the member wishes to continue treatment, it is a decision between the provider and the member whether the service should be given and how the services will be paid. The provider may collect payment from the member if the member accepts responsibility for payment of a service and certain [conditions](#) are met.

To avoid misunderstandings, it is recommended that providers remind members that they are financially responsible for any continued care after enrollment ends.

To avoid potential reimbursement problems that can arise when a member loses enrollment midway through treatment, the provider is encouraged to verify the member's enrollment using the [EVS \(Enrollment Verification System\)](#) or the ForwardHealth Portal prior to providing each service, even if an approved PA (prior authorization) request is obtained for the service.

Topic #707

Member Cooperation

Members are responsible for giving providers full and accurate information necessary for the correct submission of claims. If a member has other health insurance, it is the member's obligation to give full and accurate information to providers regarding the insurance.

Topic #269

Members Should Present Card

It is important that providers determine a member's enrollment and other insurance coverage **prior to** each DOS (date of service) that services are provided. Pursuant to Wis. Admin. Code § [DHS 104.02\(2\)](#), a member should inform providers that they are enrolled in BadgerCare Plus or Wisconsin Medicaid and should present a current ForwardHealth identification card before

receiving services.

Note: Due to the nature of their specialty, certain providers — such as anesthesiologists, radiologists, DME (durable medical equipment) suppliers, independent laboratories, and ambulances — are not always able to see a member's ForwardHealth identification card because they might not have direct contact with the member prior to providing the service. In these circumstances, it is still the provider's responsibility to obtain member enrollment information.

Topic #244

Prior Identification of Enrollment

Except in emergencies that preclude prior identification, members are required to inform providers that they are receiving benefits and must present their ForwardHealth identification card before receiving care. If a [member forgets their ForwardHealth card](#), providers may verify enrollment without it.

Topic #245

Reporting Changes to Caseworkers

Members are required to report certain changes to their caseworker at their certifying agency. These changes include, but are not limited to, the following:

- | A new address or a move out of state
- | A change in income
- | A change in family size, including pregnancy
- | A change in other health insurance coverage
- | Employment status
- | A change in assets for members who are over 65 years of age, blind, or disabled

Special Enrollment Circumstances

Topic #276

Medicaid Members From Other States

Wisconsin Medicaid does not pay for services provided to members enrolled in other state Medicaid programs. Providers are advised to contact [other state Medicaid programs](#) to determine whether the service sought is a covered service under that state's Medicaid program.

Topic #279

Members Traveling Out of State

When a member travels out of state but is within the United States (including its territories), Canada, or Mexico, BadgerCare Plus and Wisconsin Medicaid cover medical services in any of the following circumstances:

- | An emergency illness or accident
- | When the member's health would be endangered if treatment were postponed
- | When the member's health would be endangered if travel to Wisconsin were undertaken
- | When PA (prior authorization) has been granted to the provider for provision of a nonemergency service
- | When there are coinsurance, copay, or deductible amounts remaining after Medicare payment or approval for dual eligibles

Travel expenses such as lodging or food are not reimbursable by Wisconsin Medicaid.

Note: Some providers located in a state that borders Wisconsin may be Wisconsin Medicaid enrolled as a [border-status provider](#) if the provider notifies ForwardHealth in writing that it is common practice for members in a particular area of Wisconsin to seek their medical services. Border-status providers follow the same policies as Wisconsin providers.

Topic #277

Non-U.S. Citizens — Emergency Services

Certain non-U.S. citizens who are not qualified aliens are eligible for services only in cases of acute emergency medical conditions. Providers should use the appropriate diagnosis code to document the nature of the emergency.

An emergency medical condition is a medical condition manifesting itself by acute symptoms of such severity that one could reasonably expect the absence of immediate medical attention to result in the following:

- | Placing the person's health in serious jeopardy
- | Serious impairment to bodily functions
- | Serious dysfunction of any bodily organ or part

Due to federal regulations, BadgerCare Plus and Wisconsin Medicaid do not cover services for non-U.S. citizens who are not qualified aliens related to routine prenatal or postpartum care, major organ transplants (for example, heart, liver), or ongoing treatment for chronic conditions where there is no evidence of an acute emergent state. For the purposes of this policy, services for ESRD (end-stage renal disease) and all labor and delivery are considered emergency services.

Note: Babies born to certain non-qualifying immigrants are eligible for Medicaid enrollment under the CEN (continuously eligible newborn) option. However, babies born to women with incomes over 300 percent of the FPL (Federal Poverty Level) are not eligible for CEN status. The baby may still qualify for BadgerCare Plus. These mothers should report the birth to the local agencies within 10 calendar days.

A provider who gives emergency care to a non-U.S. citizen should refer them to the [income maintenance or tribal agency](#) or ForwardHealth outpost site for a determination of BadgerCare Plus enrollment. Providers may complete the [Certification of Emergency for Non-U.S. Citizens \(F-01162 \(02/2009\)\)](#) form for clients to take to the income maintenance or tribal agency in their county of residence where the BadgerCare Plus enrollment decision is made.

Providers should be aware that a client's enrollment does not guarantee that the services provided will be reimbursed by BadgerCare Plus.

Topic #278

Persons Detained by Legal Process

Most individuals detained by legal process who are eligible for BadgerCare Plus or Wisconsin Medicaid benefits will have their eligibility suspended during their detention period. During the suspension, ForwardHealth will only cover inpatient services received while the member is outside of jail or prison for 24 hours or more.

Note: Detained by legal process means a person who is incarcerated because of law violation or alleged law violation, which includes misdemeanors, felonies, delinquent acts, and day-release prisoners. Inmates who are released from jail under the Huber Program to return home to care for their minor children may be eligible for full benefit BadgerCare Plus or Wisconsin Medicaid without suspension.

Pregnant women detained by legal process who qualify for the [BadgerCare Plus Prenatal Program](#) and state prison inmates who qualify for Wisconsin Medicaid or BadgerCare Plus during inpatient hospital stays may receive certain benefits and are not subject to eligibility suspension. Additionally, inmates of county jails admitted to a hospital for inpatient services who are expected to remain in the hospital for 24 hours or more will be eligible for PE (presumptive eligibility) determinations for BadgerCare Plus by qualified hospitals. Refer to the Presumptive Eligibility chapter of either the [Inpatient](#) or [Outpatient](#) Hospital service area for more information on the PE determination process.

The DOC (Department of Corrections) or county jail oversee health care-related needs for individuals detained by legal process who do not qualify for the BadgerCare Plus Prenatal Program or for state prison inmates who do not qualify for Wisconsin Medicaid or BadgerCare Plus during an inpatient hospital stay.

Topic #16657

State Prison Inmates May Qualify for BadgerCare Plus or Wisconsin Medicaid During Inpatient Hospital Stays

As a result of 2013 Wisconsin Act 20, state prison inmates may qualify for BadgerCare Plus or Wisconsin Medicaid during inpatient hospital stays.

Eligibility

Most individuals detained by legal process who are eligible for BadgerCare Plus or Wisconsin Medicaid benefits will have their eligibility suspended during their detention period. During the suspension, ForwardHealth will only cover inpatient services received while the member is outside of jail or prison for 24 hours or more.

To qualify for BadgerCare Plus or Wisconsin Medicaid, prison or jail inmates must meet all applicable eligibility criteria. The DOC coordinates and reimburses inpatient hospital services for state prison inmates who do not qualify for BadgerCare Plus or Wisconsin Medicaid.

Inmates whose BadgerCare Plus or Wisconsin Medicaid eligibility has been suspended will have coverage of inpatient services for the duration of a hospital stay of 24 hours or more. This coverage begins on their date of admission and ends on their date of discharge.

Inmates are not eligible for outpatient hospital services, including observations, under BadgerCare Plus and Wisconsin Medicaid. Inmates may only be eligible for ER (emergency room) services if they are admitted to the hospital directly from the ER and are counted in the midnight census; otherwise, ER services are considered outpatient services. Outpatient hospital services approved by the DOC are reimbursed by the DOC.

Inmates are not presumptively eligible. Retroactive eligibility will only apply to dates of admission on and after April 1, 2014.

Enrollment

The DOC coordinates the submission of enrollment applications on behalf of state prison inmates.

Covered Services

The only services allowable by BadgerCare Plus or Wisconsin Medicaid for inmates are inpatient hospital services and professional services provided during the inpatient hospital stay that are covered under BadgerCare Plus and Wisconsin Medicaid. Providers with questions regarding services covered by BadgerCare Plus and Wisconsin Medicaid may refer to the applicable service area or contact [Provider Services](#).

Fee-for-Service

Inmates receive services on a fee-for-service basis; they are not enrolled in HMOs.

HMO

BadgerCare Plus and Medicaid SSI members who are incarcerated for 30 or more calendar days will be automatically enrolled in fee-for-service Medicaid. These members will be removed from their previous enrollment in BadgerCare Plus and Medicaid SSI HMOs. Members are identified as incarcerated if their circumstance meets the federal definition of inmate of a public institution, per 42 C.F.R. § 435.1010.

When ForwardHealth is made aware of a member's incarceration status being longer than 30 days, it will retroactively disenroll that member from any HMO. Medicaid fee-for-service coverage will begin the first day of the month when the member's incarceration began. For example, if a member was incarcerated on October 10, HMO enrollment will be end-dated effective September 30, and fee-for-service enrollment will be effective October 1.

ForwardHealth can disenroll a member from their HMO retroactive to as many as 12 months.

Members incarcerated for less than 30 days will remain enrolled in their HMOs. However, providers must bill any inpatient hospital stays and professional services associated with hospital stays for these members to fee-for-service Medicaid. These claims must be submitted as [extraordinary claims](#).

Prior Authorization

The DOC will assist inpatient hospital providers with their submission of PA (prior authorization) requests for any services requiring PA. If PA is denied, the DOC is responsible for reimbursement of the services.

Enrollment Verification

Inmates are only enrolled for the duration of their hospital stay. Providers should always verify an inmate's enrollment in BadgerCare Plus or Wisconsin Medicaid before submitting a claim.

Claim Submission

When submitting a claim for an inmate's inpatient hospital stay, providers should follow the current claim submission procedures for each applicable service area.

Reimbursement

Acute care hospitals that provide services to inmates are reimbursed at a percentage of their [usual and customary charge](#).

Critical access hospitals that provide services to inmates are reimbursed according to their existing Wisconsin Medicaid [reimbursement methodology](#).

Wisconsin Medicaid reimburses professional services related to an inmate's inpatient hospital stay (for example, laboratory services, physician services, radiology services, or DME (durable medical equipment)) at the current [maximum allowable fee](#).

Contact Information

Providers may contact the DOC at 608-240-5139 or 608-240-5190 with questions regarding enrollment or PA for inmate inpatient hospital stays.

Topic #280

Retroactive Enrollment

Retroactive enrollment occurs when an individual has applied for BadgerCare Plus or Medicaid and enrollment is granted with an effective date prior to the date the enrollment determination was made. A member's enrollment may be backdated to allow retroactive coverage for medical bills incurred prior to the date of application.

The retroactive enrollment period may be backdated up to three months prior to the month of application if all enrollment requirements were met during the period. Enrollment may be backdated more than three months if there were delays in determining enrollment or if court orders, fair hearings, or appeals were involved.

Reimbursing Members in Cases of Retroactive Enrollment

When a member receives retroactive enrollment, he or she has the right to request the return of payments made to a Medicaid-enrolled provider for a covered service during the period of retroactive enrollment, according to Wis. Admin. Code § [DHS 104.01\(11\)](#). A Medicaid-enrolled provider is required to submit claims to ForwardHealth for covered services provided to a member during periods of retroactive enrollment. Medicaid cannot directly refund the member.

If a service(s) that requires PA (prior authorization) was performed during the member's period of retroactive enrollment, the provider is required to submit a PA request and receive approval from ForwardHealth **before** submitting a claim.

If a provider receives reimbursement from Medicaid for services provided to a retroactively enrolled member and the member has paid for the service, the provider is required to reimburse the member or authorized person acting on behalf of the member (for example, local General Relief agency) the full amount that the member paid for the service.

If a claim cannot be filed within 365 days of the DOS (date of service) due to a delay in the determination of a member's retroactive enrollment, the provider is required to submit the claim to Timely Filing within 180 days of the date the retroactive enrollment is entered into Wisconsin's EVS (Enrollment Verification System) (if the services provided during the period of retroactive enrollment were covered).

Topic #281

Spenddown to Meet Financial Enrollment Requirements

Occasionally, an individual with significant medical bills meets all enrollment requirements except those pertaining to income. These individuals are required to "spenddown" their income to meet financial enrollment requirements.

The certifying agency calculates the individual's spenddown (or deductible) amount, tracks all medical costs the individual incurs, and determines when the medical costs have satisfied the spenddown amount. (A payment for a medical service does not have to be made by the individual to be counted toward satisfying the spenddown amount.)

When the individual meets the spenddown amount, the certifying agency notifies ForwardHealth and the provider of the last service that the individual is eligible beginning on the date that the spenddown amount was satisfied.

If the individual's last medical bill is greater than the amount needed to satisfy the spenddown amount, the certifying agency notifies the affected provider by indicating the following:

- | The individual is eligible for benefits as of the DOS (date of service) on the last bill.
- | A claim for the service(s) on the last bill should be submitted to ForwardHealth. (The claim should indicate the full cost of the service.)
- | The portion of the last bill that the individual must pay to the provider.

The certifying agency also informs ForwardHealth of the individual's enrollment and identifies the following:

- | The DOS of the final charges counted toward satisfying the spenddown amount
- | The provider number of the provider of the last service
- | The spenddown amount remaining to be satisfied

When the provider submits the claim, the spenddown amount will automatically be deducted from the provider's reimbursement for the claim. The spenddown amount is indicated in the Member's Share element on the [Medicaid Remaining Deductible Update \(F-10109 \(02/2014\)\)](#) form sent to providers by the member's certifying agency. The provider's reimbursement is then reduced by the amount of the member's obligation.

Topic #23277

12-Month Continuous Health Care Coverage for Children

Most children enrolled in BadgerCare Plus or Medicaid programs will keep their health insurance coverage for 12 months. Even if their family has a change in income or other circumstances, children under age 19 will have coverage at least until their next renewal. This policy is required by the federal Consolidated Appropriations Act, 2023.

Qualifying Programs

Members under age 19 in the following programs qualify for continuous coverage:

- | [BadgerCare Plus](#)
- | Emergency Services Medicaid
- | [Family Planning Only Services](#)
- | Foster Care Medicaid
- | HCBW (Home and Community-Based Waiver) Medicaid
- | Institutional Medicaid
- | Katie Beckett Medicaid
- | MAPP (Medicaid Purchase Plan)
- | Medicare Savings Programs
- | Special Status Medicaid
- | SSI (Supplemental Security Income)-Related Medicaid
- | SSI Medicaid
- | [Tuberculosis-Related Medicaid](#)
- | [Wisconsin Well Woman Medicaid](#)

Exceptions to Continuous Coverage

Continuous coverage does not apply to children:

- | Enrolled under presumptive eligibility, also known as [Express Enrollment](#).
- | Enrolled by meeting a deductible. These are members who become eligible for up to a six-month period based on their medical expenses.

Children remain eligible for the 12 months until their next renewal unless:

- | They turn 19.
- | They move out of Wisconsin.
- | Their citizenship or immigration status is not verified.
- | The family asks to end their coverage.

Assisting Members Through Enrollment Renewals

Helping families through the health care renewal process remains vital to keeping children covered. Providers are asked to remind BadgerCare Plus and other Wisconsin Medicaid program members to renew their coverage, even if they think their situation will change in the future. Members should also be reminded to tell their agency about any changes to their address, phone number, or email to ensure they continue to receive important information about their health care coverage from the Wisconsin DHS (Department of Health Services).

Member Resources

Free Health Insurance Application and Renewal Assistance

Members who need help with applying for or renewing health care coverage can access the following resources:

- | Covering Wisconsin (free expert help with health insurance), available at the [WisCovered](#) website
- | [211 Wisconsin](#) at 211 or 877-947-2211

Continuous Coverage and Health Care Renewal Information

DHS has the following member resources available for more information regarding health care renewals and continuous coverage for children:

- | [Medicaid: Programs for Children](#) web page
- | [Health Care Renewals](#) web page
- | "Keeping Kids Covered" [12-Month Continuous Coverage for Children fact sheet](#)
- | [BadgerCare Plus: Frequently Asked Questions](#)

Members With Dual Coverage

Children enrolled in Foster Care Medicaid or SSI Medicaid will have 12-months of continuous coverage even if their out-of-home placement, subsidized guardianship, court-ordered kinship care, adoption assistance agreement, or SSI payment ends. Families applying for BadgerCare Plus or Wisconsin Medicaid with a child still enrolled in Foster Care Medicaid or SSI Medicaid solely because of 12-month continuous coverage (for example, their SSI payments ended) may still enroll their child in BadgerCare Plus or Wisconsin Medicaid. These children may have dual coverage for a period of time. A family may also choose to enroll their child in BadgerCare Plus or Wisconsin Medicaid and request to end their child's Foster Care Medicaid or SSI Medicaid.

Dual Coverage Impact on HMO Enrollment

When families are enrolling children in BadgerCare Plus while the child continues to be enrolled in Foster Care Medicaid or SSI Medicaid solely because of 12-month continuous coverage, the child can be enrolled in a BadgerCare Plus HMO.

If the child is dually enrolled in Foster Care Medicaid and BadgerCare Plus, they will not be automatically enrolled in a BadgerCare Plus HMO. If their family wants to enroll them in a BadgerCare Plus HMO, they must:

- | Call the Wisconsin Department of Children and Families at 833-543-5265 and request to end their child's Foster Care Medicaid
- | Then contact the HMO [Enrollment Specialist](#) and request to enroll the child in a BadgerCare Plus HMO

If the child is dually enrolled in SSI Medicaid and BadgerCare Plus, they will be automatically enrolled in a BadgerCare Plus HMO. If their family wants to end their SSI Medicaid fee-for-service coverage, they should call [Member Services](#).

Misuse and Abuse of Benefits

Topic #271

Examples of Member Abuse or Misuse

Examples of member abuse or misuse are included in Wis. Admin. Code § [DHS 104.02\(5\)](#).

Topic #274

Pharmacy Services Lock-In Program

Overview of the Pharmacy Services Lock-In Program

The purpose of the Pharmacy Services Lock-In Program is to coordinate the provision of health care services for members who abuse or misuse Medicaid, BadgerCare Plus, or SeniorCare benefits by seeking duplicate or medically unnecessary services, particularly for controlled substances. The Pharmacy Services Lock-In Program focuses on the abuse or misuse of prescription benefits for controlled substances. Abuse or misuse is defined under Recipient Duties in Wis. Admin. Code § [DHS 104.02](#).

Coordination of member health care services is intended to:

- ┆ Curb the abuse or misuse of controlled substance medications.
- ┆ Improve the quality of care for a member.
- ┆ Reduce unnecessary physician utilization.

The Pharmacy Services Lock-In Program focuses on the abuse or misuse of prescription benefits for controlled substances. Abuse or misuse is defined under Recipient Duties in Wis. Admin. Code § DHS 104.02. The abuse and misuse definition includes:

- ┆ Not duplicating or altering prescriptions
- ┆ Not feigning illness, using false pretense, providing incorrect enrollment status, or providing false information to obtain service
- ┆ Not seeking duplicate care from more than one provider for the same or similar condition
- ┆ Not seeking medical care that is excessive or not medically necessary

The Pharmacy Services Lock-In Program applies to members in fee-for-service as well as members enrolled in Medicaid SSI HMOs and BadgerCare Plus HMOs. Members remain enrolled in the Pharmacy Services Lock-In Program for two years and are continuously monitored for their prescription drug usage. At the end of the two-year enrollment period, an assessment is made to determine if the member should continue enrollment in the Pharmacy Services Lock-In Program.

Members enrolled in the Pharmacy Services Lock-In Program will be locked into one pharmacy where prescriptions for restricted medications must be filled and one prescriber who will prescribe restricted medications. [Restricted medications](#) are most controlled substances, carisoprodol, and tramadol. Referrals will be required only for restricted medication services.

Fee-for-service members enrolled in the Pharmacy Services Lock-In Program may choose physicians and pharmacy providers from whom to receive prescriptions and medical services not related to restricted medications. Members enrolled in an HMO must comply with the HMO's policies regarding care that is not related to restricted medications.

Referrals of members as candidates for lock-in are received from retrospective DUR (Drug Utilization Review), physicians, pharmacists, other providers, and through automated surveillance methods. Once a referral is received, six months of pharmacy claims and diagnoses data are reviewed. A recommendation for one of the following courses of action is then made:

- | No further action.
- | Send an intervention letter to the physician.
- | Send a warning letter to the member.
- | Enroll the member in the Pharmacy Services Lock-In Program.

Medicaid, BadgerCare Plus, and SeniorCare members who are candidates for enrollment in the Pharmacy Services Lock-In Program are sent a letter of intent, which explains the restriction that will be applied, how to designate a primary prescriber and a pharmacy, and how to request a hearing if they wish to contest the decision for enrollment (that is, due process). If a member fails to designate providers, the Pharmacy Services Lock-In Program may assign providers based on claims' history. In the letter of intent, members are also informed that access to emergency care is not restricted.

Letters of notification are sent to the member and to the lock-in primary prescriber and pharmacy. Providers may designate alternate prescribers or pharmacies for restricted medications, as appropriate. Members remain in the Pharmacy Services Lock-In Program for two years. The primary lock-in prescriber and pharmacy may make referrals for specialist care or for care that they are otherwise unable to provide (for example, home infusion services). The member's utilization of services is reviewed prior to release from the Pharmacy Services Lock-In Program, and lock-in providers are notified of the member's release date.

Excluded Drugs

The following scheduled drugs will be excluded from monitoring by the Pharmacy Services Lock-In Program:

- | Anabolic steroids
- | Barbiturates used for seizure control
- | Lyrica
- | Provigil and Nuvigil
- | Weight loss drugs

Pharmacy Services Lock-In Program Administrator

The Pharmacy Services Lock-In Program is administered by Acentra. Acentra may be contacted by phone at 877-719-3123, by fax at 800-881-5573, or by mail at the following address:

Pharmacy Services Lock-In Program
c/o Acentra
PO Box 3570
Auburn AL 36831-3570

Pharmacy Services Lock-In Prescribers Are Required to Be Enrolled in Wisconsin Medicaid

To prescribe restricted medications for Pharmacy Services Lock-In Program members, prescribers are required to be [enrolled in Wisconsin Medicaid](#). Enrollment for the Pharmacy Services Lock-In Program is not separate from enrollment in Wisconsin Medicaid.

Role of the Lock-In Prescriber and Pharmacy Provider

The lock-in prescriber determines what restricted medications are medically necessary for the member, prescribes those

medications using their professional discretion, and designates an alternate prescriber if needed. If the member requires an alternate prescriber to prescribe restricted medications, the primary prescriber should complete the [Pharmacy Services Lock-In Program Designation of Alternate Prescriber for Restricted Medication Services \(F-11183 \(02/2025\)\)](#) form and return it to the Pharmacy Services Lock-In Program and to the member's HMO, if applicable.

To coordinate the provision of medications, the lock-in prescriber may also contact the lock-in pharmacy to give the pharmacist (s) guidelines as to which medications should be filled for the member and from whom. The primary lock-in prescriber should also coordinate the provision of medications with any other prescribers they have designated for the member.

The lock-in pharmacy fills prescriptions for restricted medications that have been written by the member's lock-in prescriber(s) and works with the lock-in prescriber(s) to ensure the member's drug regimen is consistent with the overall care plan. The lock-in pharmacy may fill prescriptions for medications from prescribers other than the lock-in prescriber only for medications not on the list of restricted medications. If a pharmacy claim for a restricted medication is submitted from a provider who is not a designated lock-in prescriber, the claim will be denied.

Designated Lock-In Pharmacies

The Pharmacy Services Lock-In Program pharmacy fills prescriptions for restricted medications that have been written by the member's lock-in prescriber(s) and works with the lock-in prescriber(s) to ensure the member's drug regimen is consistent with the overall care plan. The lock-in pharmacy may fill prescriptions for medications from prescribers other than the lock-in prescriber only for medications not on the list of restricted medications. If a pharmacy claim for a restricted medication is submitted from a provider who is not a designated lock-in prescriber, the claim will be denied.

Alternate Providers for Members Enrolled in the Pharmacy Services Lock-In Program

Members enrolled in the Pharmacy Services Lock-In Program do not have to visit their lock-in prescriber to receive medical services unless an HMO requires a primary care visit. Members may see other providers to receive medical services; however, other providers cannot prescribe restricted medications for Pharmacy Services Lock-In Program members unless specifically designated to do so by the primary lock-in prescriber. For example, if a member sees a cardiologist, the cardiologist may prescribe a statin for the member, but the cardiologist may not prescribe restricted medications unless they have been designated by the lock-in prescriber as an alternate provider.

A referral to an alternate provider for a Pharmacy Services Lock-In Program member is necessary only when the member needs to obtain a prescription for a restricted medication from a provider other than their lock-in prescriber or lock-in pharmacy.

If the member requires alternate prescribers to prescribe restricted medications, the primary lock-in prescriber is required to complete the Pharmacy Services Lock-In Program Designation of Alternate Prescriber for Restricted Medication Services form. Referrals for fee-for-service members must be on file with the Pharmacy Services Lock-In Program. Referrals for HMO members must be on file with the Pharmacy Service Lock-In Program and the member's HMO.

Designated alternate prescribers are required to be enrolled in Wisconsin Medicaid.

Claims from Providers Who Are Not Designated Pharmacy Services Lock-In Providers

If the member brings a prescription for a restricted medication from a non-lock-in prescriber to the designated lock-in pharmacy, the pharmacy provider cannot fill the prescription.

If a pharmacy claim for a restricted medication is submitted from a provider who is not the designated lock-in prescriber, alternate prescriber, lock-in pharmacy, or alternate pharmacy, the claim will be denied. If a claim is denied because the prescription is not

from a designated lock-in prescriber, the lock-in pharmacy provider cannot dispense the drug or collect a cash payment from the member because the service is a nonreimbursable service. However, the lock-in pharmacy provider may contact the lock-in prescriber to request a new prescription for the drug, if appropriate.

To determine if a provider is on file with the Pharmacy Services Lock-In Program, the lock-in pharmacy provider may do one of the following:

- | Speak to the member.
- | Call Acentra.
- | Call Provider Services.
- | Use the ForwardHealth Portal.

Claims are not reimbursable if the designated lock-in prescriber, alternate lock-in prescriber, lock-in pharmacy, or alternate lock-in pharmacy provider is not on file with the Pharmacy Services Lock-In Program.

For More Information

Providers may call Acentra with questions about the Pharmacy Services Lock-In Program. Pharmacy providers may also refer to the list of restricted medications data table or call Provider Services with questions about the following:

- | Drugs that are restricted for Pharmacy Services Lock-In Program members
- | A member's enrollment in the Pharmacy Services Lock-In Program
- | A member's designated lock-in prescriber or lock-in pharmacy

Topic #273

Providers May Refuse to Provide Services

Providers may refuse to provide services to a BadgerCare Plus or Medicaid member in situations when there is reason to believe that the person presenting the ForwardHealth identification card is misusing or abusing it.

Members who abuse or misuse BadgerCare Plus or Wisconsin Medicaid benefits or their ForwardHealth card may have their benefits terminated or be subject to limitations under the [Pharmacy Services Lock-In Program](#) or to criminal prosecution.

Topic #275

Requesting Additional Proof of Identity

Providers may request additional proof of identity from a member if they suspect fraudulent use of a ForwardHealth identification card. If another form of identification is not available, providers can compare a person's signature with the signature on the back of the ForwardHealth identification card if it is signed. (Adult members are encouraged to sign the back of their cards; however, it is not mandatory for members to do so.)

Verifying member identity, as well as enrollment, can help providers detect instances of fraudulent ForwardHealth card use.

Member Enrollment

Topic #2388

HealthCheck Requirements

HealthCheck Screens

Members under 21 years of age are eligible for a HealthCheck screen and HealthCheck case management services, unless one of the following is true:

- ┆ The member is enrolled in a state-contracted MCO (managed care organization). Only the MCO or its affiliated providers may provide the screen for that member.
- ┆ The member has recently received a HealthCheck screen. Providers are not reimbursed for comprehensive HealthCheck screens more frequently than allowed under the [periodicity schedule](#), although interperiodic screens may be billed.

HealthCheck Outreach and Case Management

Outreach and case management workers may find persons unable to pay for health care services who may be eligible for Wisconsin Medicaid. Providers should advise these persons, or a representative, to apply for Wisconsin Medicaid at their [income maintenance or tribal agency](#). Low-income pregnant women should be encouraged to apply for Wisconsin Medicaid.

Coordination of Benefits

7

Archive Date:06/02/2025

Coordination of Benefits:Commercial Health Insurance

Topic #18497

Explanation of Medical Benefits Form Requirement

An [Explanation of Medical Benefits \(F-01234 \(04/2018\)\)](#) form must be included for each other payer when other health insurance (for example, commercial health insurance, Medicare, Medicare Advantage Plans) sources are indicated on a paper claim or paper adjustment.

Note: ADA (American Dental Association) claims and claim adjustments and compound and noncompound drug claims and claim adjustments are **not** subject to the requirements regarding use of the Explanation of Medical Benefits form.

Paper claims or adjustment requests that have other health insurance indicated may be returned to the provider unprocessed or denied if they are submitted without the Explanation of Medical Benefits form for each other payer. Paper claims or adjustments submitted with incorrect or incomplete Explanation of Medical Benefits forms will also be returned or denied.

Use of the ForwardHealth Explanation of Medical Benefits form is mandatory; providers are required to use an exact copy. ForwardHealth will not accept alternate versions (for example, retyped or otherwise reformatted) of the Explanation of Medical Benefits form.

The Explanation of Medical Benefits form requirement for paper claims and adjustments is intended to help ensure consistency with electronic claims and adjustments submitted via the ForwardHealth Portal or using an 837 (837 Health Care Claim) transaction (including those submitted using PES (Provider Electronic Solutions) software or through a clearinghouse or software vendor).

The Explanation of Medical Benefits form requirement applies to paper claims and paper adjustments submitted to Wisconsin Medicaid, BadgerCare Plus, SeniorCare, and the WCDP (Wisconsin Chronic Disease Program). Providers are reminded that, except for a few instances, Wisconsin Medicaid, BadgerCare Plus, SeniorCare, and WCDP are payers of last resort for any covered service. Therefore, providers are required to make a reasonable effort to exhaust all other existing health insurance sources before submitting claims to ForwardHealth or to a state-contracted MCO (managed care organization).

Wisconsin Medicaid and BadgerCare Plus are not payers of last resort for members who receive coverage from [certain governmental programs](#). Providers should ask members if they have coverage from these other government programs.

If a member becomes retroactively enrolled in Wisconsin Medicaid or BadgerCare Plus after the provider has already been reimbursed by one of these government programs, the provider may be required to submit the claims to ForwardHealth and refund the payment from the government program.

Ink, Data Alignment, and Quality Standards for Paper Claim Submission

In order for OCR (Optical Character Recognition) software to read paper claim forms accurately, the claim forms must comply with certain ink standards, as well as other data alignment and quality standards. The Explanation of Medical Benefits form will also need to comply with [these standards](#).

Topic #4657

Other Insurance Indicators on American Dental Association Claim Forms

Providers should use the following information about insurance indicators when completing an ADA (American Dental Association) 2006 Claim Form or an ADA 2012 Claim Form.

When a member's enrollment is confirmed in Wisconsin's EVS, up to 26 other insurance indicators identifying the member's other insurance coverage may be indicated, if applicable. The following is a list of the indicators and descriptions most applicable to dental providers:

- ┆ 03 — DENT (Dental Major Medical Coverage)
- ┆ 13 — SDENT (Medicare Supplemental Dental Coverage)
- ┆ 23 — DENTO (Dental Only Coverage — Comprehensive Dental Coverage)

More information regarding ForwardHealth-covered CDT (Current Dental Terminology) procedure codes is available:

- ┆ [BadgerCare Plus/Medicaid Diagnostic, Preventive, Restorative, Endodontics, Periodontics, General Codes](#)
- ┆ [BadgerCare Plus/Medicaid Prosthodontics, Maxillofacial Prosthetics, Maxillofacial Surgery, and Orthodontics](#)

Insurance Indicator "23 — DENTO"

When the EVS indicates the code "23 — DENTO" for other coverage, submit claims for the following services to the member's comprehensive commercial dental insurance prior to billing these procedures to ForwardHealth. The provider must be a member of the comprehensive commercial health insurance network of providers to receive reimbursement, if required by the commercial health insurance.

Service Type	Service
Diagnostic	Exams
	X-rays
Preventive	Prophylaxis, Fluoride
	Space maintainers
	Other preventive services
Restorative	Fillings
	Crowns
	Other restorative services
Endodontic	Root canals
Periodontic	Scaling
	Full-mouth debridement
Extractions	Extractions
Surgical	Surgeries
Prosthodontics	Complete dentures and other removable prosthetic services

Insurance Indicator "03 — DENT"

When the EVS indicates the code "03 — DENT" for other coverage, submit claims for the following services to the member's commercial health insurance prior to billing these procedures to ForwardHealth. The provider must be a member of the commercial health insurance network of providers to receive reimbursement, if required by the commercial health insurance.

Service Type	Service
Surgical	Surgeries

Insurance Indicator "13 — SDENT"

When the EVS indicates the code "13 — SDENT" for other coverage, submit claims for the following services to the member's commercial health insurance prior to billing these procedures to ForwardHealth.

Service Type	Service
Adjunctive/General Services	Anesthesia

Topic #603

Services Not Requiring Commercial Health Insurance Billing

Providers are not required to bill commercial health insurance sources before submitting claims for the following:

- | Case management services
- | CCS (Comprehensive Community Services)
- | Crisis Intervention services
- | CRS (Community Recovery Services)
- | CSP (Community Support Program) services
- | Family planning services
- | In-home mental health/substance abuse treatment services for children (HealthCheck "Other Services") rendered by providers at the less than bachelor's degree level, bachelor's degree level, QTT (qualified treatment trainee) level, or certified psychotherapist level
- | Personal care services
- | PNCC (prenatal care coordination) services
- | Preventive pediatric services
- | SMV (specialized medical vehicle) services

Resources

8

Archive Date:06/02/2025

Resources:WiCall

Topic #257

Enrollment Inquiries

WiCall is an [AVR \(Automated Voice Response\)](#) system that allows providers with phones direct access to enrollment information.

Information from WiCall will be returned in the following order if applicable to the member's current enrollment:

- | Transaction number: A number will be given as a transaction confirmation that providers should keep for their records.
- | Benefit enrollment: All benefit plans the member is enrolled in on the DOS (date of service) or within the [DOS range selected for the financial payer](#).
- | County code: The member's county code will be provided if available. The county code is a two-digit code between 01 and 72 that represents the county in which member resides. If the enrollment response reflects that the member resides in a designated HPSA (Health Personnel Shortage Area) on the DOS or within the DOS range selected, HPSA information will be given.
- | MCO (managed care organization): All information about state-contracted MCO enrollment, including MCO names and telephone numbers, that exists on the DOS or within the DOS range selected will be listed. This information is applicable to Medicaid and BadgerCare Plus members only.
- | Hospice: If the member is enrolled in the hospice benefit on the DOS or within the DOS range that the provider selected, the hospice information will be given. This information is applicable to Medicaid and BadgerCare Plus members only.
- | Lock-in: Information about the [Pharmacy Services Lock-In Program](#) that exists on the DOS or within the DOS range selected will be provided. This information is applicable to Medicaid, BadgerCare Plus, and SeniorCare members only.
- | Medicare: All information about Medicare coverage, including type of coverage and Medicare member ID, if available, that exists on the DOS or within the DOS range selected will be listed.
- | Commercial health insurance coverage: All information about commercial coverage, including carrier names and telephone numbers, if available, that exists on the DOS or within the DOS range selected will be listed.
- | Transaction completed: After the member's enrollment information has been given using the financial payer that was selected, providers will be given the following options to:
 - | Hear the information again.
 - | Request enrollment information for the same member using a different financial payer.
 - | Hear another member's enrollment information using the same financial payer.
 - | Hear another member's enrollment information using a different financial payer.
 - | Return to the main menu.

WiCall is available 24 hours a day, seven days a week. If for some reason the system is unavailable, providers may call [Provider Services](#).

Transaction Number

The AVR system issues a transaction number every time a provider verifies enrollment, even when an individual is **not** enrolled in BadgerCare Plus or Wisconsin Medicaid. The provider should retain this transaction number. It is proof that an inquiry was made about the member's enrollment. If a provider thinks a claim was denied in error, the provider can reference the transaction number to ForwardHealth to confirm the enrollment response that was actually given.

Topic #6257

Entering Letters into WiCall

For some WiCall inquiries, health care providers are required to enter their taxonomy code with their NPI (National Provider Identifier). Because taxonomy codes are a combination of numbers and letters, telephone key pad combinations, shown in the table below, allow providers to successfully enter taxonomy code letters for WiCall functions (for example, press *21 to enter an A, press *72 to enter an R).

Letter	Key Combination	Letter	Key Combination
A	*21	N	*62
B	*22	O	*63
C	*23	P	*71
D	*31	Q	*11
E	*32	R	*72
F	*33	S	*73
G	*41	T	*81
H	*42	U	*82
I	*43	V	*83
J	*51	W	*91
K	*52	X	*92
L	*53	Y	*93
M	*61	Z	*12

Additionally, providers may select option 9 and press # for an automated voice explanation of how to enter letters in WiCall.

Topic #466

Information Available Via WiCall

WiCall, ForwardHealth's AVR (Automated Voice Response) system, gathers inquiry information from callers through voice prompts and accesses ForwardHealth interChange to retrieve and "speak" back the following ForwardHealth information:

- | Claim status
- | Enrollment verification
- | PA (prior authorization) status
- | Provider CheckWrite information

Note: ForwardHealth releases CheckWrite information to WiCall no sooner than on the first state business day following the financial cycle.

Providers are prompted to enter NPI (National Provider Identifier) or provider ID and in some cases, NPI-related data, to retrieve query information.

In all inquiry scenarios, WiCall offers the following options after information is retrieved and reported back to the caller:

- | Repeat the information.
- | Make another inquiry of the same type.
- | Return to the main menu.
- | Repeat the options.

Claim Status

Providers may check the status of a specific claim by selecting the applicable financial payer program, (for example, Wisconsin Medicaid, WCDP (Wisconsin Chronic Disease Program), or WWP (Wisconsin Well Woman Program)) and entering their provider ID, member identification number, DOS (date of service), and the amount billed.

Note: Claim information for BadgerCare Plus and SeniorCare is available by selecting the Medicaid option.

Enrollment Verification

Providers may request enrollment status for any date of eligibility the member has on file by entering their provider ID and the member ID. If the member ID is unknown, providers may enter the member's date of birth and SSN (Social Security number). Additionally, the provider is prompted to enter the From DOS and the To DOS for the inquiry. The From DOS is the earliest date the provider requires enrollment information and the To DOS must be within 365 days of the "From" DOS.

Each time a provider verifies member enrollment, the enrollment verification is saved and assigned a transaction number as transaction confirmation. Providers should note the transaction number for their records.

PA Status

Except in certain instances, providers may obtain the status of PA requests for Medicaid and WCDP via WiCall by entering their provider ID and the applicable PA number. If the provider does not know the PA number, there is an option to bypass entering the PA number and the caller will be prompted to enter other PA information such as member ID and type of service (for example, NDC (National Drug Code), procedure code, revenue code, or ICD (International Classification of Diseases) procedure code). When a match is found, WiCall reports back the PA status information, including the PA number for future reference, and the applicable program.

Information on past PAs is retained indefinitely. Paper PAs require a maximum of 20 working days from receipt to be processed and incorporated into WiCall's PA status information.

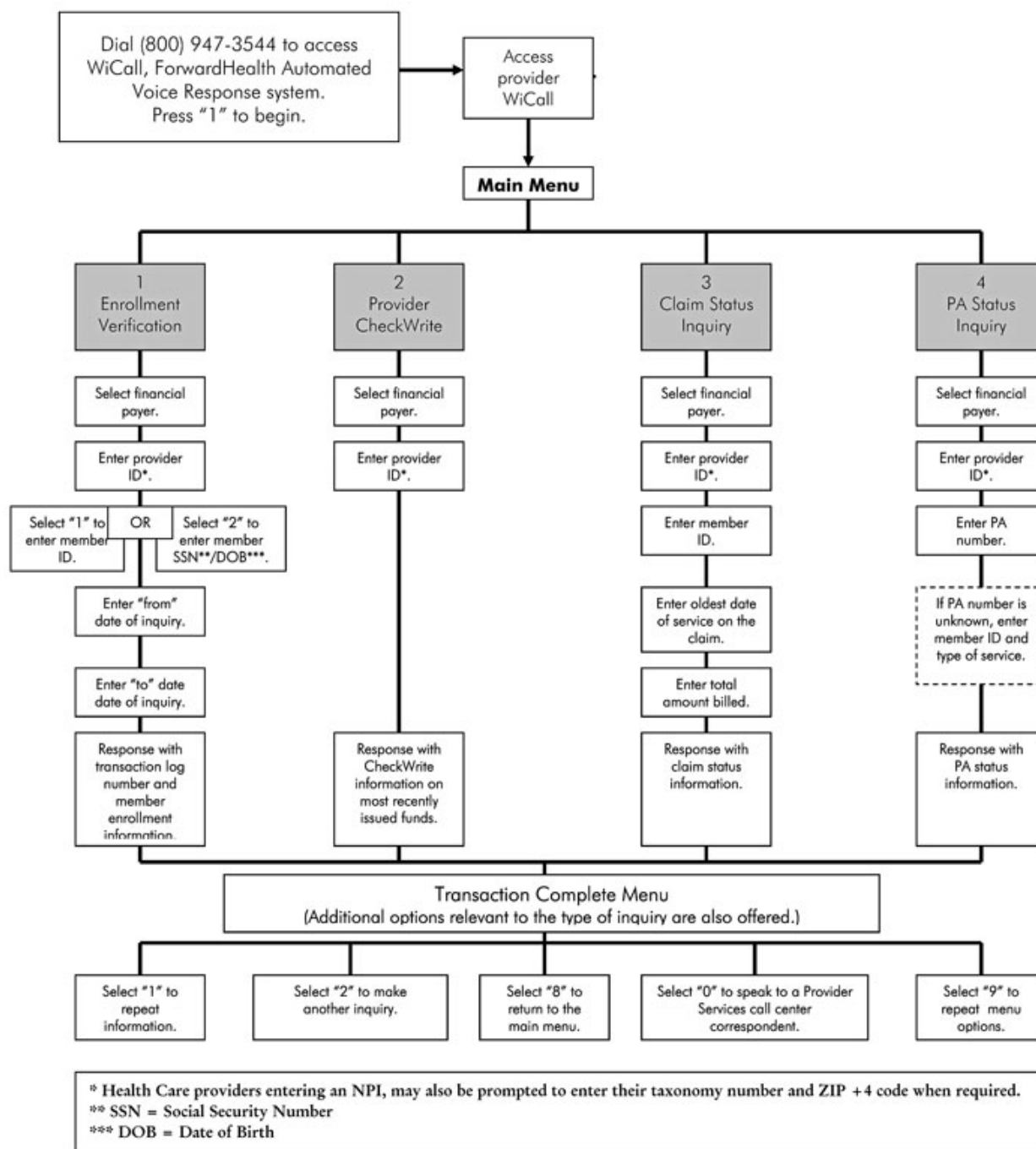
Note: PA information for BadgerCare Plus and SeniorCare is available by selecting the Medicaid option.

Topic #765

Quick Reference Guide

The WiCall [AVR \(Automated Voice Response\) Quick Reference Guide](#) displays the information available for WiCall inquiries.

Automated Voice Response Quick Reference Guide



Electronic Data Interchange

Topic #459

Companion Guides and NCPDP Version D.0 Payer Sheet

Companion guides and the NCPDP (National Council for Prescription Drug Programs) version D.0 payer sheet are available for download on the ForwardHealth Portal.

Purpose of Companion Guides

ForwardHealth [companion guides and payer sheet](#) provide trading partners with useful technical information on ForwardHealth's standards for nationally recognized electronic transactions.

The information in companion guides and payer sheet applies to BadgerCare Plus, Medicaid, SeniorCare, HDAP (Wisconsin HIV Drug Assistance Program), WCDP (Wisconsin Chronic Disease Program), and WWWP (Wisconsin Well Woman Program). Companion guides and payer sheet are intended for information technology and systems staff who code billing systems or software.

The companion guides and payer sheet complement the federal HIPAA (Health Insurance Portability and Accountability Act of 1996) implementation guides and highlight information that trading partners need to successfully exchange electronic transactions with ForwardHealth, including general topics such as the following:

- ┆ Methods of exchanging electronic information (for example, exchange interfaces, transaction administration, and data preparation)
- ┆ Instructions for constructing the technical component of submitting or receiving electronic transactions (for example, claims, RA (Remittance Advice), and enrollment inquiries)

Companion guides and payer sheet do **not** include program requirements, but help those who create the electronic formats for electronic data exchange.

Companion guides and payer sheet cover the following specific subjects:

- ┆ Getting started (for example, identification information, testing, and exchange preparation)
- ┆ Transaction administration (for example, tracking claims submissions, contacting the [EDI \(Electronic Data Interchange\) Helpdesk](#))
- ┆ Transaction formats

Revisions to Companion Guides and Payer Sheet

Companion guides and payer sheet may be updated as a result of changes to federal requirements. When this occurs, ForwardHealth will do the following:

- ┆ Post the revised companion guides and payer sheet on the ForwardHealth Portal.
- ┆ Post a message on the banner page of the RA.
- ┆ Send an email to trading partners.

Trading partners are encouraged to periodically check for revised companion guides and payer sheet on the Portal. If trading partners do not follow the revisions identified in the companion guides or payer sheet, transactions may not process successfully.

(for example, claims may deny or process incorrectly).

A change summary located at the end of the revised companion guide lists the changes that have been made. The date on the companion guide reflects the date the revised companion guide was posted to the Portal. In addition, the version number located in the footer of the first page is changed with each revision.

Revisions to the payer sheet are listed in Appendix A. The date on the payer sheet reflects the date the revised payer sheet was posted to the Portal.

Topic #460

Data Exchange Methods

The following data exchange methods are supported by the [EDI \(Electronic Data Interchange\) Helpdesk](#):

- ▮ Remote access server dial-up, using a personal computer with a modem, browser, and encryption software
- ▮ Secure web, using an internet service provider and a personal computer with a modem, browser, and encryption software
- ▮ Real-time, by which trading partners exchange the NCPDP (National Council for Prescription Drug Programs) D.0, 270/271 (270/271 Eligibility & Benefit Inquiry and Response), 276/277 (276/277 Health Care Claim Status Request and Response), or 278 (278 Health Care Services Review — Request for Review and Response) transactions via an approved clearinghouse

The EDI Helpdesk supports the exchange of the transactions for BadgerCare Plus, Medicaid, SeniorCare, HDAP (Wisconsin HIV Drug Assistance Program), WCDP (Wisconsin Chronic Disease Program), and WWWP (Wisconsin Well Woman Program).

Topic #461

Electronic Data Interchange Helpdesk

The [EDI \(Electronic Data Interchange\) Helpdesk](#) assists anyone interested in becoming a trading partner with getting started and provides ongoing support pertaining to electronic transactions. Providers, billing services, and clearinghouses are encouraged to contact the EDI Helpdesk for test packets and/or technical questions.

Providers with policy questions should call [Provider Services](#).

Topic #462

Electronic Transactions

HIPAA (Health Insurance Portability and Accountability Act of 1996) ASC (Accredited Standards Committee) X12 Version 5010 Companion Guides and the NCPDP (National Council for Prescription Drug Programs) Version D.0 Payer Sheet are available for download on the [HIPAA Version 5010 Companion Guides and NCPDP Version D.0 Payer Sheet](#) page of the ForwardHealth Portal.

Trading partners may submit claims and adjustment requests, inquire about member enrollment, claim status, and ForwardHealth payment advice by exchanging electronic transactions.

Through the [EDI \(Electronic Data Interchange\) Helpdesk](#), trading partners may exchange the following electronic transactions:

- | 270/271 (270/271 Eligibility & Benefit Inquiry and Response): The 270 is the electronic transaction for inquiring about a member's enrollment. The 271 is received in response to the inquiry.
- | 276/277 (276/277 Health Care Claim Status Request and Response): The 276 is the electronic transaction for checking claim status. The 277 is received in response.
- | 278 (278 Health Care Services Review — Request for Review and Response): The electronic transaction for health care service PA (prior authorization) requests.
- | 835 (835 Health Care Claim Payment/Advice): The electronic transaction for receiving remittance information.
- | 837 (837 Health Care Claim): The electronic transaction for submitting claims and adjustment requests.
- | 999 (999 Acknowledgment for Health Care Insurance): The electronic transaction for reporting whether a transaction is accepted or rejected.
- | TA1 interChange Acknowledgment: The electronic transaction for reporting a transaction that is rejected for interChange-level errors.
- | NCPDP D.0 Telecommunication Standard for Retail Pharmacy claims: The real-time POS (Point-of-Sale) electronic transaction for submitting pharmacy claims.

Topic #463

Provider Electronic Solutions Software

ForwardHealth offers electronic billing software at no cost to providers. PES (Provider Electronic Solutions) software allows providers to submit 837 (837 Health Care Claim) transactions and download the 999 (999 Acknowledgment for Health Care Insurance) and the 835 (835 Health Care Claim Payment/Advice) transactions. To obtain PES software, providers may download it from the [ForwardHealth Portal](#). For assistance installing and using PES software, providers may call the [EDI \(Electronic Data Interchange\) Helpdesk](#).

Topic #464

Trading Partner Profile

A [Trading Partner Profile](#) must be completed and signed for each billing provider number that will be used to exchange electronic transactions.

In addition, billing providers who do not use a third party to exchange electronic transactions, billing services, and clearinghouses are required to complete a Trading Partner Profile.

To determine whether a Trading Partner Profile is required, providers should refer to the following:

- | Billing providers who do not use a third party to exchange electronic transactions, including providers who use the PES (Provider Electronic Solutions) software, are required to complete the Trading Partner Profile.
- | Billing providers who use a third party (billing services and clearinghouses) to exchange electronic transactions are required to submit a Trading Partner Profile.
- | Billing services and clearinghouses, including those that use PES software, that are authorized by providers to exchange electronic transactions on a provider's behalf, are required to submit a Trading Partner Profile.

Providers who change billing services and clearinghouses or become a trading partner should keep their information updated by contacting the [EDI \(Electronic Data Interchange\) Helpdesk](#).

Topic #465

Trading Partners

ForwardHealth exchanges nationally recognized electronic transactions with trading partners. A trading partner is defined as a covered entity that exchanges electronic health care transactions. The following covered entities are considered trading partners:

- | Providers who exchange electronic transactions directly with ForwardHealth
- | Billing services and clearinghouses that exchange electronic transactions directly with ForwardHealth on behalf of a billing provider

Enrollment Verification

Topic #256

270/271 Transactions

The [270/271 \(270/271 Health Care Eligibility/Benefit Inquiry and Information Response\)](#) transactions allow for batch enrollment verification, including information for the current benefit month or for any date of eligibility the member has on file, through a secure internet connection. The 270 is the electronic transaction for inquiring about a member's enrollment. The 271 is received in response to the inquiry.

For those providers who are federally required to have an NPI (National Provider Identifier), an NPI is required on the 270/271 transactions. The NPI indicated on the 270 is verified to ensure it is associated with a valid enrollment on file with ForwardHealth. The 271 response will report the NPI that was indicated on the 270.

For those providers exempt from NPI, a provider ID is required on the 270/271 transactions. The provider ID indicated on the 270 is verified to ensure it is associated with a valid enrollment on file with ForwardHealth. The 271 response will report the provider ID that was indicated on the 270.

Topic #469

An Overview

Providers should always verify a member's enrollment before providing services, both to determine enrollment for the current date (since a member's enrollment status may change) and to discover any limitations to the member's coverage. Each enrollment verification method allows providers to verify the following prior to services being rendered:

- | A member's enrollment in a ForwardHealth program(s)
- | State-contracted MCO (managed care organization) enrollment
- | Medicare enrollment
- | Limited benefits categories
- | Any other health insurance (for example, commercial health insurance, Medicare, Medicare Advantage Plans) coverage
- | Exemption from copays for BadgerCare Plus members

Topic #259

Commercial Enrollment Verification Vendors

ForwardHealth has agreements with several [commercial enrollment verification vendors](#) to offer enrollment verification technology to ForwardHealth providers. Commercial enrollment verification vendors have up-to-date access to the ForwardHealth enrollment files to ensure that providers have access to the most current enrollment information. Providers may access Wisconsin's EVS (Enrollment Verification System) to verify member enrollment through one or more of the following methods available from commercial enrollment verification vendors:

- | Magnetic stripe card readers
- | Personal computer software
- | Internet

Vendors sell magnetic stripe card readers, personal computer software, internet access, and other services. They also provide ongoing maintenance, operations, and upgrades of their systems. Providers are responsible for the costs of using these enrollment verification methods.

Note: Providers are **not** required to purchase services from a commercial enrollment verification vendor. For more information on other ways to verify member enrollment or for questions about ForwardHealth identification cards, contact [Provider Services](#).

The real-time enrollment verification methods allow providers to print a paper copy of the member's enrollment information, including a transaction number, for their records. Providers should retain this number or the printout as proof that an inquiry was made.

Magnetic Stripe Card Readers

The magnetic stripe card readers resemble credit card readers. Some ForwardHealth identification cards have a magnetic stripe and signature panel on the back, and a unique, 16-digit card number on the front. The 16-digit card number is valid only for use with a magnetic card reader.

Providers receive current member enrollment information after passing the ForwardHealth card through the reader or entering the member identification number or card number into a keypad and entering the DOS (date of service) about which they are inquiring.

Personal Computer Software

Personal computer software can be integrated into a provider's current computer system by using a modem and can access the same information as the magnetic stripe card readers.

Internet Access

Some enrollment verification vendors provide real-time access to enrollment from the EVS through the internet.

Topic #4903

Copay Information

No Copay

If a member is enrolled in BadgerCare Plus or Wisconsin Medicaid and is exempt from paying copays for services, providers will receive the following response to an enrollment query from all methods of enrollment verification:

- | The name of the benefit plan
- | The member's enrollment dates
- | The message, No Copay

If a member is enrolled in BadgerCare Plus, Wisconsin Medicaid, or SeniorCare and is required to pay a copay, the provider will be given the name of the benefit plan in which the member is enrolled and the member's enrollment dates for the benefit plan only.

Copay

If a member is enrolled in BadgerCare Plus, Wisconsin Medicaid, or SeniorCare and is required to pay a copay, providers will receive the following response to an enrollment query from all methods of enrollment verification:

- ┆ The name of the benefit plan
- ┆ The member's enrollment dates

Non-Emergent Copay

If a member is enrolled in BadgerCare Plus and is eligible for the \$8 non-emergent copay, providers will receive the following response to an enrollment query from all methods of enrollment verification:

- ┆ The name of the benefit plan
- ┆ The member's enrollment dates
- ┆ The message, Member Eligible for Non-Emergent Copay or Eligible for Non-Emergent Copay

The messages Member Eligible for Non-Emergent Copay and Eligible for Non-Emergent Copay indicate that a member is a BadgerCare Plus childless adult, and they are eligible for the copay if they do not meet the prudent layperson standard and seek and receive additional post-stabilization care in the emergency department after being informed of the \$8 copay and availability of alternative providers with lesser or no cost share.

Topic #264

Enrollment Verification System

Member enrollment issues are the primary reason claims are denied. To reduce claim denials, providers should **always** verify a member's enrollment before providing services, both to determine enrollment for the current date (since a member's enrollment status may change) and to discover any limitations to the member's coverage. Providers may want to verify the member's enrollment a second time before submitting a claim to find out whether the member's enrollment information has changed since the appointment.

Providers can access Wisconsin's EVS (Enrollment Verification System) to receive the most current enrollment information through the following methods:

- ┆ ForwardHealth Portal
- ┆ [WiCall](#), Wisconsin's AVR (Automated Voice Response) system
- ┆ Commercial enrollment verification vendors
- ┆ 270/271 (270/271 Health Care Eligibility/Benefit Inquiry and Response) transactions
- ┆ [Provider Services](#)

Providers cannot charge a member, or authorized person acting on behalf of the member, for verifying their enrollment.

The EVS does not indicate other government programs that are secondary to Wisconsin Medicaid.

Topic #4901

Enrollment Verification on the Portal

The secure ForwardHealth Portal offers real-time member enrollment verification for all ForwardHealth programs. Providers will be able to use this tool to determine:

- ┆ The benefit plan(s) in which the member is enrolled.
- ┆ If the member is enrolled in a state-contracted managed care program (for Medicaid and BadgerCare Plus members).

- ┆ If the member has any other coverage, such as Medicare or commercial health insurance.
- ┆ If the member is exempted from copays (BadgerCare Plus and Medicaid members only).

To access enrollment verification via the ForwardHealth Portal, providers will need to do the following:

- ┆ Go to the ForwardHealth Portal.
- ┆ Establish a provider account.
- ┆ Log into the secure Portal.
- ┆ Click on the menu item for enrollment verification.

Providers will receive a unique transaction number for each enrollment verification inquiry. Providers may access a history of their enrollment inquiries using the Portal, which will list the date the inquiry was made and the enrollment information that was given on the date that the inquiry was made. For a more permanent record of inquiries, providers are advised to use the print screen function to save a paper copy of enrollment verification inquiries for their records or document the transaction number at the beginning of the response, for tracking or research purposes. This feature allows providers to access enrollment verification history when researching claim denials due to enrollment issues.

The Provider Portal is available 24 hours a day, seven days a week.

Topic #4900

Entering Dates of Service

Enrollment information is provided based on a From DOS (date of service) and a To DOS that the provider enters when making the enrollment inquiry. For enrollment inquiries, a From DOS is the earliest date for which the provider is requesting enrollment information and the To DOS is the latest date for which the provider is requesting enrollment information.

Providers should use the following guidelines for entering DOS when verifying enrollment for Wisconsin Medicaid, BadgerCare Plus, SeniorCare, or WCDP (Wisconsin Chronic Disease Program) members:

- ┆ The From DOS is the earliest date the provider requires enrollment information.
- ┆ The To DOS must be within 365 days of the From DOS.
- ┆ If the date of the request is prior to the 20th of the current month, then providers may enter a From DOS and To DOS up to the end of the current calendar month.
- ┆ If the date of the request is on or after the 20th of the current month, then providers may enter a From DOS and To DOS up to the end of the following calendar month.

For example, if the date of the request was November 15, 2008, the provider could request dates up to and including November 30, 2008. If the date of the request was November 25, 2008, the provider could request dates up to and including December 31, 2008.

Topic #265

Member Forgets ForwardHealth Identification Card

Even if a member does not present a ForwardHealth identification card, a provider can use Wisconsin's EVS (Enrollment Verification System) to verify enrollment; otherwise, the provider may choose not to provide the service(s) until a member brings in a ForwardHealth card or displays a digital ForwardHealth Card on the MyACCESS app.

A provider may use a combination of the member's name, date of birth, ForwardHealth identification number, or SSN (Social Security number) with a 0 at the end to access enrollment information through the EVS.

A provider may call [Provider Services](#) with the member's full name and date of birth to obtain the member's enrollment information if the member's identification number or SSN is not known.

Topic #4899

Member Identification Card Does Not Guarantee Enrollment

Most members receive a member identification card, but possession of a program identification card does not guarantee enrollment. Periodically, members may become ineligible for enrollment, only to re-enroll at a later date. Members are told to keep their cards even though they may have gaps in enrollment periods. It is possible that a member will present a card when they are not enrolled; therefore, it is essential that providers verify enrollment before providing services. To reduce claim denials, it is important that providers verify the following information prior to each DOS (date of service) that services are provided:

- | If a member is enrolled in any ForwardHealth program, including benefit plan limitations.
- | If a member is enrolled in a managed care organization.
- | If a member is in primary provider lock-in status.
- | If a member has Medicare or other insurance coverage.

Topic #4898

Responses Are Based on Financial Payer

When making an enrollment inquiry through Wisconsin's EVS (Enrollment Verification System), the returned response will provide information on the member's enrollment in benefit plans based on financial payers.

There are three financial payers under ForwardHealth:

- | Medicaid (Medicaid is the financial payer for Wisconsin Medicaid, BadgerCare Plus, and SeniorCare).
- | WCDP (Wisconsin Chronic Disease Program).
- | WWWP (Wisconsin Well Woman Program).

Within each financial payer are benefit plans. Each member is enrolled under at least one of the three financial payers, and under each financial payer, is enrolled in at least one benefit plan. An individual member may be enrolled under more than one financial payer. (For instance, a member with chronic renal disease may have health care coverage under BadgerCare Plus and the WCDP chronic renal disease program. The member is enrolled under two financial payers, Medicaid and WCDP.) Alternatively, a member may have multiple benefits under a single financial payer. (For example, a member may be covered by Tuberculosis-Related Medicaid and Family Planning Only Services at the same time, both of which are administered by Medicaid.)

Forms

Topic #767

An Overview

ForwardHealth requires providers to use a variety of forms for PA (prior authorization), claims processing, and documenting special circumstances.

Topic #470

Fillable Forms

Most forms may be obtained from the [Forms](#) page of the ForwardHealth Portal.

Forms on the Portal are available as fillable PDF files, which can be viewed with Adobe Reader computer software. Providers may also complete and print fillable PDF files using Adobe Reader.

To complete a fillable PDF, follow these steps:

- 1 Select a specific form.
- 1 Save the form to the computer.
- 1 Use the Tab key to move from field to field.

Note: The Portal provides instructions on how to obtain Adobe Reader at no charge from the Adobe website. Adobe Reader only allows providers to view and print completed PDFs. It does not allow users to save completed fillable PDFs to their computer; however, if Adobe Acrobat is purchased, providers may save completed PDFs to their computer. Refer to the [Adobe website](#) for more information about fillable PDFs.

Selected forms are also available in fillable Microsoft Word format on the Portal. The fillable Microsoft Word format allows providers to complete and print the form using Microsoft Word. To complete a fillable Microsoft Word form, follow these steps:

- 1 Select a specific form.
- 1 Save the form to the computer.
- 1 Use the Tab key to move from field to field.

Note: Providers may save fillable Microsoft Word documents to their computer by choosing Save As from the File menu, creating a file name, and selecting Save on their desktop.

Topic #766

Telephone or Mail Requests

Providers who do not have internet access or who need forms that are not available on the ForwardHealth Portal may obtain them by doing either of the following:

- 1 Requesting a paper copy of the form by calling [Provider Services](#). Questions about forms may also be directed to Provider

Services.

- | Submitting a written request and mailing it to ForwardHealth. Include a return address, the name of the form, and the form number and send the request to the following address:

ForwardHealth
Form Reorder
313 Blettner Blvd
Madison WI 53784

Updates

Topic #478

Accessing ForwardHealth Communications

[ForwardHealth Updates](#) announce changes in policy and coverage, PA (prior authorization) requirements, and claim submission requirements. They communicate new initiatives from the Wisconsin Department of Health Services or new requirements from the federal Centers for Medicare and Medicaid Services and the Wisconsin state legislature.

Updates reflect current policy at the time of publication; this information may change over time and be revised by a subsequent Update. Update information is added to the Online Handbook after the Update is posted, unless otherwise noted.

Providers should refer to the [ForwardHealth Online Handbook](#) for current information. The Online Handbook is the source for current ForwardHealth policy and contains provider-specific information for various services and benefits.

Topic #4458

Electronic Notifications from ForwardHealth

ForwardHealth sends electronic messaging using both email subscription and secure Portal messaging to notify providers of newly released ForwardHealth Updates. ForwardHealth also uses electronic messaging to communicate training opportunities and other timely information.

Secure Portal Messages

Providers who have established a secure ForwardHealth Portal account automatically receive messages from ForwardHealth in their secure Portal Messages inbox.

E-mail Subscription Messages

Providers and other interested parties may register to receive e-mail subscription notifications. When registering for email subscription, providers and other interested parties are able to select, by program (for example, Wisconsin Medicaid, BadgerCare Plus, HDAP (Wisconsin HIV Drug Assistance Program), or WCDP (Wisconsin Chronic Disease Program)), provider type (for example, physician, hospital, DME (durable medical equipment) vendor), and/or specific area of interest, (Trading Partner and ICD-10 (International Classification of Diseases, 10th Revision) Project Information) to designate what information they would like to receive. Any number of staff or other interested parties from an organization may sign up for an email subscription and may select multiple subscription options.

Registering for Email Subscription

Users may sign up for an email subscription by following these steps:

1. Click the [Register for Email Subscription](#) link on the ForwardHealth Portal home page.
2. The Subscriptions page will be displayed. In the Email field in the New Subscriber section, enter the email address to which messages should be sent.
3. Enter the email address again in the Confirm Email field.

4. Click Register. A message will be displayed at the top of the Subscriptions page indicating the registration was successful. If there are any problems with the registration, an error message will be displayed instead.
5. Once registration is complete, click the program for which you want to receive messages in the Available Subscriptions section of the Subscriptions page. The selected program will expand and a list of service areas will be displayed.
6. Select the service area(s) for which you want to receive messages. Click Select All if you want to receive messages for all service areas.
7. When service area selection is complete, click Save at the bottom of the page.

The selected subscriptions will load and a confirmation message will appear at the top of the page.

Topic #4460

Full Text Publications Available

Providers without internet access may call [Provider Services](#) to request that a paper copy of a ForwardHealth Update be mailed to them. To expedite the call, correspondents will ask providers for the Update number. Providers should allow seven to 10 business days for delivery.

Contact Information

Topic #476

Member Services

Providers should refer ForwardHealth members with questions to [Member Services](#). The telephone number for Member Services is for member use only.

Topic #473

Professional Field Representatives

Professional field representatives, also known as field representatives, are available to assist providers with complex billing and claims processing questions. Field representatives are located throughout the state to offer detailed assistance to all ForwardHealth providers and all ForwardHealth programs.

The field representatives are assigned to [specific regions](#) of the state. Most professional field representatives can address inquiries for all provider types. However, certain dedicated professional field representatives are assigned to the following:

- ┆ Adult long-term care
- ┆ Dental providers
- ┆ Milwaukee County
- ┆ PNCC (Prenatal care coordination) and CCC (child care coordination)
- ┆ WWWP (Wisconsin Well Woman Program)

Provider Education

The field representatives' primary focus is provider education. They provide information on ForwardHealth programs and topics in the following ways:

- ┆ Conducting provider training sessions throughout the state
- ┆ Providing training and information for newly enrolled providers and/or new staff
- ┆ Participating in professional association meetings

Providers may also contact the field representatives if there is a specific topic, or topics, on which they would like to have an individualized training session. This could include topics such as use of the ForwardHealth Portal (information about claims, enrollment verification, and PA (prior authorization) requests on the Portal). Refer to the [Providers Trainings page](#) for the latest information on training opportunities.

Additional Inquiries

Providers are encouraged to initially obtain information through the Portal, WiCall, and Provider Services. If these attempts are not successful, field representatives may be contacted for the following types of inquiries:

- ┆ Claims, including discrepancies regarding enrollment verification and claim processing
- ┆ PES (Provider Electronic Solutions) claims submission software
- ┆ Claims processing problems that have not been resolved through other channels (for example, phone or written)

correspondence)

- ┆ Referrals by a Provider Services phone correspondent
- ┆ Complex issues that require extensive explanation

At times, professional field representatives work outside their offices to provide on-site service; therefore, providers should be prepared to leave a complete message when contacting field representatives, including all pertinent information related to the inquiry. Member inquiries should not be directed to field representatives. Providers should refer members to [Member Services](#).

If contacting a field representative by email, providers should ensure that no individually identifiable health information, known as PHI (protected health information), is included in the message. Discuss the appropriate method of sending emails with your assigned field representative to ensure secure transmission of information.

Providers or their representatives should have the following information ready when they contact their professional field representative:

- ┆ Name or alternate contact
- ┆ County and city where services are provided
- ┆ Name of facility or provider whom they are representing
- ┆ NPI (National Provider Identifier) or provider number
- ┆ Phone number, including area code
- ┆ A concise statement outlining concern
- ┆ Days and times when available

For questions about a specific claim, providers should also include the following information:

- ┆ Claim number
- ┆ DOS (date of service)

Topic #474

Provider Services

Providers should call [Provider Services](#) to answer enrollment, policy, and billing questions. Members should call [Member Services](#) for information. Members should **not** be referred to Provider Services.

The Provider Services Call Center provides service-specific assistance to Medicaid, BadgerCare Plus, WCDP (Wisconsin Chronic Disease Program), and WWWP (Wisconsin Well Woman Program) providers.

Ways Provider Services Can Help

The Provider Services Call Center is organized to include program-specific and service-specific assistance to providers. The Provider Services Call Center supplements the ForwardHealth Portal and WiCall by providing information on the following:

- ┆ Billing and claim submission
- ┆ Provider enrollment
- ┆ Member enrollment
- ┆ COB (coordination of benefits) (for example, verifying a member's other health insurance coverage)
- ┆ Assistance with completing forms
- ┆ Assistance with remittance information and claim denials
- ┆ Policy clarification
- ┆ PA (prior authorization) status

- ┆ Claim status
- ┆ Verifying covered services

Information to Have Ready

When contacting or transferring from WiCall to the call center, callers will be prompted to enter their NPI (National Provider Identifier) or provider ID. Additionally, to facilitate service, providers are recommended to have all pertinent information related to their inquiry on hand when contacting the call center, including:

- ┆ Provider name and NPI or provider ID
- ┆ Member name and ID
- ┆ Claim ICN (internal control number)
- ┆ PA number
- ┆ DOS (date of service)
- ┆ Amount billed
- ┆ RA (Remittance Advice)
- ┆ Procedure code of the service in question
- ┆ Reference to any provider publications that address the inquiry

Call Center Representatives

The ForwardHealth call center representatives are organized to respond to phone calls from providers. Representatives offer assistance and answer inquiries specific to the program (for example, Medicaid, WCDP, or WWWP) or to the service area (for example, pharmacy services, hospital services) in which they are designated.

In addition to trained call center representatives, Provider Services employs an automated tool for assisting callers. The virtual agent is available 24 hours a day, seven days a week to answer questions that do not require a call center representative, such as inquiries related to:

- ┆ Claim status
- ┆ PA status
- ┆ Provider payment status
- ┆ Member enrollment verification

Walk-in Appointments

Walk-in appointments offer face-to-face assistance for providers at the Provider Services office. Providers must schedule an appointment in advance by contacting Provider Services at 800-947-9627. Appointments for in-person provider assistance are available Monday through Friday, 7:30 a.m. – 4 p.m. (Central time), except for state-observed holidays. Providers without an appointment may not receive in-person assistance and may have to schedule an appointment for a later date.

Written Inquiries

Providers may contact Provider Services through the Portal by selecting the Contact Us link. Provider Services will respond to the inquiry by the preferred method of response indicated within five business days. All information is transmitted via a secure connection to protect personal health information.

Providers may submit written inquiries to ForwardHealth by mail using the [Written Correspondence Inquiry \(F-01170 \(07/2012\)\)](#) form. The Written Correspondence Inquiry form may be photocopied or downloaded via a link from the Portal. Written correspondence should be sent to the following address:

ForwardHealth
 Provider Services Written Correspondence
 313 Blettner Blvd
 Madison WI 53784

Providers are encouraged to use the other resources before mailing a written request to ForwardHealth. Provider Services will respond to written inquiries in writing unless otherwise specified.

Topic #4456

Resources Reference Guide

The Provider Services and Resources Reference Guide lists services and resources available to providers and members with contact information and hours of availability.

ForwardHealth Portal	www.forwardhealth.wi.gov/	24 hours a day, seven days a week
Public and secure access to ForwardHealth information with direct link to contact Provider Services for up-to-date access to ForwardHealth programs information, including publications, fee schedules, and forms.		
WiCall Automated Voice Response System	800-947-3544	24 hours a day, seven days a week
WiCall, the ForwardHealth AVR (Automated Voice Response) system, provides responses to the following inquiries: <ul style="list-style-type: none"> Checkwrite Claim status PA (prior authorization) Member enrollment 		
ForwardHealth Provider Services Call Center	800-947-9627	Call center representatives: Monday – Friday, 7 a.m. – 6 p.m. (Central time)* Virtual agent: 24 hours a day, seven days a week
To assist providers in the following programs: <ul style="list-style-type: none"> BadgerCare Plus Medicaid SeniorCare Family Care Family Care Partnership IRIS (Include, Respect, I Self-Direct) PACE (Program of All-Inclusive Care for the Elderly) HDAP (Wisconsin HIV Drug Assistance Program) WCDP (Wisconsin Chronic Disease Program) Wisconsin Medicaid and BadgerCare Plus Managed Care Programs Wisconsin Well Woman Medicaid 		

<ul style="list-style-type: none"> WWWP (Wisconsin Well Woman Program) 		
ForwardHealth Portal Helpdesk	866-908-1363	Monday – Friday, 8:30 a.m. – 4:30 p.m. (Central time)*
To assist providers and trading partners with technical questions regarding Portal functions and capabilities, including Portal accounts, registrations, passwords, and submissions through the Portal.		
Electronic Data Interchange Helpdesk	866-416-4979	Monday – Friday, 8:30 a.m. – 4:30 p.m. (Central time)*
For providers, including trading partners, billing services, and clearinghouses with technical questions about the following:		
<ul style="list-style-type: none"> Electronic transactions Companion documents PES (Provider Electronic Solutions) software 		
Managed Care Provider Appeals	800-760-0001, Option 1	Monday – Friday, 7 a.m. – 6 p.m. (Central time)*
To assist BadgerCare Plus/Medicaid SSI (Supplemental Security Income) HMO or Children's Specialty Managed Care PIHP (Prepaid Inpatient Health Plan) providers with questions regarding their appeal status and other general managed care provider appeal information.		
Managed Care Ombudsman Program	800-760-0001	Monday – Friday, 7 a.m. – 6 p.m. (Central time)*
To assist managed care enrollees with questions about enrollment, rights, responsibilities, and general managed care information.		
Member Services	800-362-3002	Monday – Friday, 8 a.m. – 6 p.m. (Central time)*
To assist ForwardHealth members, or persons calling on behalf of members, with program information and requirements, enrollment, finding enrolled providers, and resolving concerns.		
Wisconsin HIV Drug Assistance Program	800-991-5532	Monday – Friday, 8 a.m. – 4:30 p.m. (Central time)*
To assist HDAP providers and members, or persons calling on behalf of members, with program information and requirements, enrollment, finding enrolled providers, and resolving concerns.		

*With the exception of state-observed holidays.

Portal

Topic #4743

Acute and Primary Managed Care Portal

Information and Functions Through the Portal

The [acute and primary managed care area](#) of the ForwardHealth Portal allows state-contracted HMOs to conduct business with ForwardHealth. The public HMO page offers easy access to key HMO information and web tools. A login is required to access the secure area of the Portal to submit or retrieve account and member information that may be sensitive.

The following information is available through the Portal:

- | Listing of all Medicaid-enrolled providers
- | Coordination of Benefits Extract/Insurance Carrier Master List information updated quarterly
- | Data Warehouse, which is linked from the Portal to Business Objects. The Business Objects function allows for access to MCO (managed care organization) data for long-term care MCOs.
- | Electronic messages
- | Enrollment verification by entering a member ID or SSN (Social Security number) with date of birth and a From DOS (date of service) and a To DOS range. A transaction number is assigned to track the request.
- | Member search function for retrieving member information such as medical status codes and managed care and Medicare information
- | Provider search function for retrieving provider information such as the address, phone number, provider ID, taxonomy code (if applicable), and provider type and specialty
- | HealthCheck information
- | MCO contact information
- | Technical contact information (Entries may be added via the Portal.)

Topic #4904

Claims and Adjustments Using the ForwardHealth Portal

Providers can [track the status](#) of their submitted claims, [submit individual claims](#), correct errors on claims, copy claims, and determine what claims are in pay status on the ForwardHealth Portal. Providers have the ability to [search for and view](#) the status of all their finalized claims, regardless of how they were submitted (for example, paper, electronic, clearinghouse). If a claim contains an error, providers can correct it on the Portal and resubmit it to ForwardHealth.

Providers can submit an individual claim or adjust a claim through DDE (Direct Data Entry) through the secure Portal.

Topic #8524

Conducting Revalidation Via the ForwardHealth Portal

Providers can conduct [revalidation](#) online via a secure revalidation area of the ForwardHealth Portal.

Topic #4345

Creating a Provider Account

Each provider needs to designate one individual as an administrator of the ForwardHealth Portal account. This user establishes the administrative account once their PIN (personal identification number) is received. The administrative user is responsible for this provider account and can add accounts for other users (clerks) within their organization and assign security roles to clerks that have been established. To establish an administrative account after receiving a PIN, the administrative user is required to follow these steps:

1. Go to the ForwardHealth Portal.
2. Click the **Providers** button.
3. Click **Logging in for the first time?**.
4. Enter the Login ID and PIN. The Login ID is the provider's NPI (National Provider Identifier) or provider number.
5. Click **Setup Account**.
6. At the Account Setup screen, enter the user's information in the required fields. Enter a backup user's information in the required fields.
7. Read the security agreement and click the checkbox to indicate agreement with its contents.
8. Click **Submit** when complete.

Once in the secure Provider area of the Portal, the provider may conduct business online with ForwardHealth via a secure connection. Providers may also perform the following administrative functions from the Provider area of the Portal:

- | Establish accounts and define access levels for clerks
- | Add other organizations to the account
- | Switch organizations

Refer to the Account User Guide on the [User Guides](#) page of the Portal for more detailed instructions on performing these functions.

Topic #16737

Demographic Maintenance Tool

The demographic maintenance tool allows providers to update information online that they are required to keep [current](#) with ForwardHealth. To access the demographic maintenance tool, providers need a ForwardHealth Portal account. After logging into their Portal account, providers should select the Demographic Maintenance link located in the Home Page box on the right side of the secure Provider home page.

Note: The Demographic Maintenance link will only display for administrative accounts or for clerk accounts that have been assigned the Demographic Maintenance role. The [Account User Guide](#) provides specific information about assigning roles.

The demographic maintenance tool contains general panels which are available to all or most providers as well as specific panels which are only available to certain provider types and specialties. The [Demographic Maintenance Tool User Guide](#) provides further information about general and provider-specific panels.

Uploading Supporting Documentation

Providers can upload enrollment-related supporting documentation (for example, licenses, certifications) using the demographic maintenance tool. Documents in the following formats can be uploaded:

- ┆ JPEG (Joint Photographic Experts Group) (.jpg or .jpeg)
- ┆ PDF (Portable Document Format) (.pdf)

To avoid delays in processing, ForwardHealth strongly encourages providers to upload their documents.

Submitting Information

After making **all** their changes, providers are required to submit their information in order to save it. After submitting information, providers will receive one of the following messages:

- ┆ Your information was **updated** successfully. This message indicates that providers' files were immediately updated with the changed information.
- ┆ Your information was **uploaded** successfully. This message indicates that ForwardHealth needs to verify the information before providers' files can be updated. Additionally, an Application Submitted panel will display and indicate next steps.

Verification

ForwardHealth will verify changes within 10 business days of submission. If the changes can be verified, ForwardHealth will update providers' files. In some cases, providers may receive a Change Notification letter indicating what information ForwardHealth updated. Providers should carefully review the Provider File Information Change Summary included with the letter to verify the accuracy of the changes. If any of the changes are inaccurate, providers can correct the information using the demographic maintenance tool. Providers may contact [Provider Services](#) if they have questions regarding the letter.

Regardless of whether or not providers are notified that their provider files were updated, changed information is not considered approved until 10 business days after the information was changed. If the changes cannot be verified within 10 business days, ForwardHealth will notify providers by mail that their provider files were not updated, and providers will need to make corrections using the demographic maintenance tool.

Topic #4340

Designating a Trading Partner to Receive 835 Health Care Claim Payment/Advice Transactions

Providers must designate a trading partner to receive their 835 (835 Health Care Claim Payment/Advice) transaction for ForwardHealth interChange.

Providers who wish to submit their [835](#) designation via the Portal are required to create and establish a provider account to have access to the secure area of the Portal.

To designate a trading partner to receive 835 transactions, providers must first complete the following steps:

1. Access the Portal and log into their secure account by clicking the Provider link/button.
2. Click on the Designate 835 Receiver link on the right-hand side of the secure home page.
3. Enter the identification number of the trading partner that is to receive the 835 in the Trading Partner ID field.
4. Click Save.

Providers who are unable to use the Portal to designate a trading partner to receive 835 transactions may call the [EDI \(Electronic Data Interchange\) Helpdesk](#) or submit a [paper \(Trading Partner 835 Designation, F-13393 \(07/12\)\)](#) form.

Topic #5088

Enrollment Verification

The secure ForwardHealth Portal offers real time member [enrollment verification](#) for all ForwardHealth programs. Providers are able to use this tool to determine:

- | The health care program(s) in which the member is enrolled
- | Whether or not the member is enrolled in a state-contracted MCO (managed care organization)
- | Whether or not the member has any third-party liability, such as Medicare or commercial health insurance
- | Whether or not the member is enrolled in the [Pharmacy Services Lock-In Program](#) and the member's Lock-In pharmacy, primary care provider, and referral providers (if applicable)

Using the Portal to check enrollment may be more effective than calling [WiCall](#) or the EVS (Enrollment Verification System) (although both are available).

Providers are assigned a unique enrollment verification number for each inquiry. Providers can also use the print screen function to print a paper copy of enrollment verification inquiries for their records.

Topic #4338

ForwardHealth Portal

Providers, members, trading partners, managed care programs, and partners have access to public **and** secure information through the ForwardHealth Portal.

The Portal has the following areas:

- | Providers (public and secure)
- | Trading Partners
- | Members
- | MCO (managed care organization)
- | Partners

The secure Portal allows providers to conduct business and exchange electronic transactions with ForwardHealth. The public Portal contains general information accessible to all users. Members can access general health care program information and apply for benefits [online](#).

Topic #4441

ForwardHealth Portal Helpdesk

Providers and trading partners may call the [ForwardHealth Portal Helpdesk](#) with technical questions on Portal functions, including their Portal accounts, registrations, passwords, and submissions through the Portal.

Topic #4581

HealthCheck Information Available Through the ForwardHealth Portal

HealthCheck providers can access outreach reports and view screening history, the periodicity schedule, and the WIR (Wisconsin Immunization Registry) through the ForwardHealth Portal.

HealthCheck Agency Portal Outreach Reports

HealthCheck agency outreach reports are available through the secure area of the Portal for agencies with "active" Portal user IDs. HealthCheck outreach agencies receive a notification in their message box when updated monthly and quarterly reports are available. The message gives providers instructions on how to download their files. Notifications in the message box are retained for seven calendar days.

The monthly report, titled "HealthCheck Monthly Screening," is uploaded every 28 days and the quarterly report, titled "HealthCheck Quarterly Eligibility Member," is replaced every 88 days by a new report with updated information.

Paper reports are mailed to providers without a Portal account.

HealthCheck Screening Inquiry

Providers may use the online inquiry function to query a member's HealthCheck screening history by entering one of the following:

- | Member ID
- | Member's first and last name and date of birth
- | Member SSN (Social Security number) and date of birth

Once the member information is entered, the following member information is displayed:

- | Member ID
- | First and last name
- | Date of last HealthCheck screening
- | Date of last HealthCheck dental screening
- | Date of birth

If the member has additional past HealthCheck medical screenings or HealthCheck dental screenings, the history of the member is displayed in the "Search Results" panel including:

- | Previous date(s) of service
- | Name(s) of provider(s) that performed past HealthCheck medical or dental screening(s)
- | Member age at time of previous HealthCheck medical or dental screening(s)
- | Status of the claim(s)

Information about HealthCheck screens reimbursed by fee-for-service or HMOs is available through the HealthCheck screening inquiry.

Note: Providers have 365 days from the date of service to submit a claim, and HMOs have one year to submit encounter data. Therefore, delayed submission of HealthCheck screening information affects the availability of data in the screening query.

Periodicity Schedule

The periodicity schedule lists the frequency and timing of recommended HealthCheck screens. Providers may also access the periodicity schedule via the HealthCheck provider resource page in the Provider area of the Portal.

WIR

A link on the secure HealthCheck page in the Portal connects users to the WIR website to view immunization data. WIR will continue to monitor all vaccination information for children, maintain recommended immunization schedules, record immunizations, track contraindications and reactions, and verify immunization history. Additionally, complete blood lead level testing history and the testing results are available.

Providers may access the WIR website via the Portal or may continue to access the site directly at <https://www.dhfwir.org/>. Login and password requirements for WIR apply regardless of the link used to reach the website.

Topic #4451

Inquiries to ForwardHealth Via the Portal

Providers are able to contact Provider Services through the ForwardHealth Portal by clicking the [Contact](#) link and entering the relevant inquiry information, including selecting the preferred method of response (for example, telephone call or email). Provider Services will respond to the inquiry by the preferred method of response indicated within five business days.

Topic #4400

Internet Connection Speed

ForwardHealth recommends providers have an internet connection that will provide an upload speed of at least 768 Kbps and a download speed of at least 128 Kbps in order to efficiently conduct business with ForwardHealth via the Portal.

For [PES \(Provider Electronic Solutions\)](#) users, ForwardHealth recommends an internet connection that will provide a download speed of at least 128 Kbps for downloading PES software and software updates from the Portal.

These download speeds are generally not available through a dial-up connection.

Topic #4351

Logging in to the Provider Area of the Portal

Once an administrative user's or other user's account is set up, they may log in to the Provider area of the ForwardHealth Portal to conduct business. To log in, the user is required to click the Provider link or button, then enter their username and password and click Go in the Login to Secure Site box at the right side of the screen.

If a user has forgotten their username, they can recover their username by choosing from the following options:

- ▮ Ask the Portal Helpdesk to do one of the following:
 - ▮ Send the Portal account username to the email account on record.
 - ▮ Verify the request with the designated account backup.
- ▮ Ask the Portal Helpdesk to remove the Portal account's current credentials and create a new account.

Topic #5158

Managed Care Organization Portal Reports

The following reports are generated to MCOs (managed care organizations) through their account on the ForwardHealth MCO

Portal:

- | Capitation Payment Listing Report
- | Cost Share Report (long-term MCOs only)
- | Enrollment Reports

MCOs are required to establish a Portal account in order to receive reports from ForwardHealth.

Capitation Payment Listing Report

The Capitation Payment Listing Report provides payee MCOs with a detailed listing of the members for whom they receive capitation payments. ForwardHealth interChange creates adjustment transaction information weekly and regular capitation transaction information monthly. The weekly batch report includes regular and adjustment capitation transactions. MCOs have the option of receiving both the Capitation Payment Listing Report and the 820 Payroll Deducted and Other Group Premium Payment for Insurance Products transactions.

Initial Enrollment Roster Report

The Initial Enrollment Roster Report is generated according to the annual schedules detailing the number of new and continuing members enrolled in the MCO and those disenrolled before the next enrollment month.

Final Enrollment Roster Report

The Final Enrollment Roster Report is generated the last business day of each month and includes members who have had a change in status since the initial report and new members who were enrolled after the Initial Enrollment Roster Report was generated.

Other Reports

Additional reports are available for BadgerCare Plus HMOs, SSI HMOs, and long-term MCOs. Some are available via the Portal and some in the secure FTP (file transfer protocol).

Topic #4744

Members ForwardHealth Portal

Members can access ForwardHealth information by going to the ForwardHealth Portal. Members can search through a directory of providers by entering a zip code, city, or county. Members can also access all member-related ForwardHealth applications and forms. Members can use [ACCESS](#) to check availability, apply for benefits, check current benefits, and report any changes.

Topic #4344

Obtaining a Personal Identification Number

To establish an account on the ForwardHealth Portal, providers are required to obtain a PIN (personal identification number). The PIN is a unique, nine-digit number assigned by ForwardHealth interChange for the sole purpose of allowing a provider to establish a Portal account. It is used in conjunction with the provider's login ID. Once the Portal account is established, the provider will be prompted to create a username and password for the account, which will subsequently be used to log in to the Portal.

Note: The PIN used to create the provider's Portal account is not the same PIN used for revalidation. Providers will receive a separate PIN for revalidation.

A provider may need to request more than one PIN if he or she is a provider for more than one program or has more than one type of provider enrollment. A separate PIN will be needed for each provider enrollment. Health care providers will need to supply their NPI (National Provider Identifier) and corresponding taxonomy code when requesting an account. Non-healthcare providers will need to supply their unique provider number.

Providers may request a PIN by following these steps:

1. Go to the [Portal](#).
2. Click the Providers link or button.
3. Click the Request Portal Access link from the Quick Links box on the right side of the screen.
4. At the Request Portal Access screen, enter the following information:
 - a. Health care providers are required to enter their NPI and click Search to display a listing of ForwardHealth enrollments. Select the correct enrollment for the account. The taxonomy code, ZIP+4 code, and financial payer for that enrollment will be automatically populated. Enter the SSN (Social Security number) or TIN (Tax Identification Number).
 - b. Non-healthcare providers are required to enter their provider number, financial payer, and SSN or TIN. (This option should only be used by non-healthcare providers who are exempt from NPI requirements).

The financial payer is one of the following:

- ┆ Medicaid (Medicaid is the financial payer for Wisconsin Medicaid, BadgerCare Plus, and SeniorCare.)
 - ┆ SSI (Supplemental Security Income)
 - ┆ WCDP (Wisconsin Chronic Disease Program)
 - ┆ WWWP (Wisconsin Well Woman Program)
- c. Click **Submit**.
 - d. Once the Portal Access Request is successfully completed, ForwardHealth will send a letter with the provider's PIN to the address on file.

Topic #4459

Online Handbook

The Online Handbook gives providers access to all policy and billing information for Wisconsin Medicaid, BadgerCare Plus, HDAP (Wisconsin HIV Drug Assistance Program), and WCDP (Wisconsin Chronic Disease Program). A secure ForwardHealth Portal account is not required to use the Online Handbook, as it is available to all Portal visitors.

Revisions to Online Handbook information are incorporated after policy changes have been issued in ForwardHealth Updates, typically on the policy effective date. The Online Handbook also links to the [Communication Home](#) page, which takes users to ForwardHealth Updates, user guides, and other communication pages.

The Online Handbook is designed to sort information based on user-entered criteria, such as program and provider type. It is organized into sections, chapters, and topics. Sections within each handbook may include the following:

- ┆ Claims
- ┆ Coordination of Benefits
- ┆ Covered and Noncovered Services
- ┆ Managed Care
- ┆ Member Information
- ┆ Prior Authorization

- | Provider Enrollment and Ongoing Responsibilities
- | Reimbursement
- | Resources

Each section consists of separate chapters (for example, claims submission, procedure codes), which contain further detailed information in individual topics.

Search Function

The Online Handbook has a search function that allows providers to search for a specific word, phrase, or topic number within a user type, program, service area, or throughout the entire Online Handbook.

Providers can access the search function by following these steps:

1. Go to the Portal.
2. Click **Online Handbooks** under the Policy and Communication heading.
3. Complete the two drop-down selections at the left to narrow the search by program and service area, if applicable. This is not needed if searching the entire Online Handbook.
4. Enter the word, phrase, or topic number you would like to search.
5. Select **Search within the options selected above** or **Search all handbooks, programs and service areas; or Search by Topic Number**.
6. Click **Search**.

Saving Preferences

Providers can select Save Preferences when performing a search (by service area, section, chapter, topic number) and will receive confirmation that their preferences have been saved. This will save the program (for example, BadgerCare Plus and Medicaid) and service area (for example, Anesthesiologist) combinations that are selected from the drop-down menus. The next time the provider accesses the Online Handbook, they will be taken to their default preferences page. The provider can also click the Preferences Home link, which returns the provider to the saved area of the Online Handbook with their default preferences.

ForwardHealth Publications Archive Area

The Handbook Archives page allows providers to view previous versions of the Online Handbook. Providers can access the archive information area by following these steps:

1. Go to the Portal.
2. Click the **Communication Home** link under the Policy and Communication heading.
3. Click the **Online Handbooks** link on the left sidebar menu.
4. Click on the **ForwardHealth Handbook Archives** link at the bottom of the page.

Topic #5089

Other Business Enhancements Available on the Portal

The secure Provider area of the ForwardHealth Portal enables providers to do the following:

- | Verify member enrollment.
- | View RAs (Remittance Advice).
- | Designate which trading partner is eligible to receive the provider's 835 (835 Health Care Claim Payment/Advice).
- | Update and maintain provider file information. Providers have the choice to indicate separate addresses for different

business functions.

- | Receive electronic notifications and provider publications from ForwardHealth.
- | Enroll in EFT (electronic funds transfer).
- | Track provider-submitted PA (prior authorization) requests.

Topic #4911

Portal Account Administrators

Portal administrators are responsible for requesting, creating, and managing accounts to access these features for their organization.

There must be one administrator assigned for each Portal account and all users established for that account. The responsibilities of the Portal administrator include:

- | Ensuring the security and integrity of all user accounts (clerk administrators and clerks) created and associated with their Portal account.
- | Ensuring clerks or clerk administrators are given the appropriate authorizations they need to perform their functions for the provider, trading partner, or MCO (managed care organization).
- | Ensuring that clerks or clerk administrator accounts are removed/deleted promptly when the user leaves the organization.
- | Ensuring that the transactions submitted are valid and recognized by ForwardHealth.
- | Ensuring that all users they establish know and follow security and guidelines as required by HIPAA (Health Insurance Portability Accountability Act of 1996). As Portal administrators establish their Portal account and create accounts for others to access private information, administrators are reminded that all users must comply with HIPAA. The HIPAA privacy and security rules require that the confidentiality, integrity, and availability of PHI (protected health information) are maintained at all times. The HIPAA Privacy Rule provides guidelines governing the disclosure of PHI. The HIPAA Security Rule delineates the security measures to be implemented for the protection of electronic PHI. If Portal administrators have any questions concerning the protection of PHI, visit the Portal for additional information.

Portal administrators have access to all secure functions for their Portal account.

Establish an Administrator Account

All Portal accounts require an administrator account. The administrator is a selected individual who has overall responsibility for management of the account. Therefore, they have complete access to all functions within the specific secure area of their Portal and are permitted to add, remove, and manage other individual roles.

Add Backup Contact Information for Provider Administrator Accounts

Provider administrators must set up a backup contact for their Portal accounts to ensure that requests and changes can be verified as legitimate. Provider administrators will not be able to use the same contact information for both the administrator account and the backup contact.

Topic #4912

Portal Clerk Administrators

A Portal administrator may choose to delegate some of the authority and responsibility for setting up and managing the users within their ForwardHealth Portal account. If so, the Portal administrator may establish a clerk administrator. An administrator or clerk administrator can create, modify, manage, or remove clerks for a Portal account. When a clerk is created, the administrator or clerk administrator must grant permissions to the clerks to ensure they have the appropriate access to the functions they will

perform. A clerk administrator can only grant permissions that they themselves have. For example, if an administrator gives a clerk administrator permission only for enrollment verification, then the clerk administrator can only establish clerks with enrollment verification permissions.

Even if a Portal administrator chooses to create a clerk administrator and delegate the ability to add, modify, and remove users from the same account, the Portal administrator is still responsible for ensuring the integrity and security of the Portal account.

Topic #4913

Portal Clerks

The administrator (or the clerk administrator if the administrator has granted them authorization) may set up clerks within their ForwardHealth Portal account. Clerks may be assigned one or many roles (for example, claims, PA (prior authorization), member enrollment verification). Clerks do not have the ability to establish, modify, or remove other accounts.

Once a clerk account is set up, the clerk account does not have to be established again for a separate Portal account. Clerks can easily be assigned a role for different Portal accounts (for example, different ForwardHealth enrollments). To perform work under a different Portal account for which they have been granted authorization, a clerk can use the switch org function and toggle between the Portal accounts to which they have access. Clerks may be granted different authorization in each Portal account (for example, they may do member enrollment verification for one Portal account and HealthCheck inquiries for another).

Topic #4740

Public Area of the Provider Portal

The public Provider area of the ForwardHealth Portal offers a variety of important business features and functions that will assist in daily business activities with ForwardHealth programs.

Interactive Maximum Allowable Fee Schedule

Within the Portal, are [maximum allowable fee schedules](#) for most services. Providers can search the interactive maximum allowable fee schedule by a single procedure code, multiple codes, a code range, or by a service area to find the maximum allowable fee. Through the interactive fee schedule, providers also can export their search results for a single code, multiple codes, a code range, or by service area. The downloadable fee schedules, which are updated monthly, are downloadable only by service area as TXT (text) or CSV (comma separated value) files.

ForwardHealth Communications

[ForwardHealth Updates](#) announce changes in policy and coverage, PA (prior authorization) requirements, and claim submission requirements. They communicate new initiatives from the Wisconsin DHS (Department of Health Services) or new requirements from the federal CMS (Centers for Medicare & Medicaid Services) and the Wisconsin state legislature.

Updates reflect current policy at the time of publication; this information may change over time and be revised by a subsequent Update. Update information is added to the ForwardHealth Online Handbook after the Update is posted, unless otherwise noted.

Providers should refer to the Online Handbook for current information. The Online Handbook is the source for current ForwardHealth policy and contains provider-specific information for various services and benefits.

Trainings

Providers can register for all scheduled trainings and view online trainings via the [Trainings](#) page, which contains an up-to-date calendar of all available training. Additionally, providers can view webcasts of select trainings.

Contacting Provider Services

Providers and other Portal users will have an additional option for contacting Provider Services through the Contact link on the Portal. Providers can enter the relevant inquiry information, including selecting the preferred method of response (for example, a phone call or email) the provider wishes to receive back from Provider Services. Provider Services will respond to the inquiry within five business days. Information will be submitted via a secure connection.

Online Enrollment

Providers can speed up the enrollment process for Medicaid by completing a [provider enrollment application](#) via the Portal. Providers can then track their application by entering their ATN (application tracking number) given to them on completion of the application.

Other Resources Available on the Portal

The public Provider area of the Portal also includes the following features:

- | A [What's New?](#) section for providers that links to the latest information posted to the Provider area of the Portal.
- | Home page for the provider. (Providers have administrative control over their Portal homepage and can grant other employees access to specified areas of the Portal, such as claims and PA.)
- | [Email subscription](#) service for Updates. (Providers can register for email subscription to receive notifications of new provider publications via email. Users are able to select, by program and service area, which publication notifications they would like to receive.)
- | A [forms library](#).

Topic #4741

Secure Area of the Provider Portal

Providers can accomplish many processes via the ForwardHealth Portal, including submitting, adjusting, and correcting claims, submitting and amending PA (prior authorization) requests, and verifying enrollment.

Claims and Adjustments Using the Portal

Providers can track the status of their submitted claims, submit individual claims, correct errors on claims, and determine what claims are in pay status on the Portal. Providers can search for and view the status of all of their finalized claims, regardless of how they were submitted (for example, paper, electronic, clearinghouse). If a claim contains an error, providers can correct it on the Portal and resubmit it to ForwardHealth.

Providers can submit an individual claim or adjust a claim via DDE (Direct Data Entry) through the secure Portal.

Submitting PA and Amendment Requests Via the Portal

Nearly all service areas can submit PA requests via the Portal. Providers can do the following:

- | Correct errors on PA or amendment requests via the Portal, regardless of how the PA request was originally submitted.
- | View all recently submitted and finalized PA and amendment requests.

- | Save a partially completed PA request and finish completing it at a later time. (Note: providers are required to submit or re-save a PA request within 30 calendar days of the date the PA request was last saved.)
- | View all saved PA requests and select any to continue completing or delete.
- | View the latest provider review and decision letters.
- | Receive messages about PA and amendment requests that have been adjudicated or returned for provider review.

Electronic Communications

The secure Portal contains a two-way message center where providers can send and receive electronic notifications as well as receive links to ForwardHealth provider publications. Providers will be able to send secure messages to select Wisconsin DHS (Department of Health Services) groups/staff by selecting a recipient from a drop-down menu; options in the drop-down menu will differ based on the provider's security role. All new messages will be displayed on the provider's secure Portal messages inbox.

Providers can sign up to receive notifications about the availability of new ForwardHealth messages through email, text, or both. After signing up, the user will receive a verification email to register their device. Once registered, providers will receive notifications by the requested method(s).

Enrollment Verification

The secure Portal offers real-time member [enrollment verification](#) for all ForwardHealth programs. Providers are able to use this tool to determine:

- | The health care program(s) in which the member is enrolled.
- | Whether or not the member is enrolled in a state-contracted MCO (managed care organization).
- | Whether or not the member has other health insurance (for example, commercial health insurance, Medicare, Medicare Advantage Plans), such as Medicare or commercial health insurance.

Using the Portal to check enrollment may be more efficient than calling the AVR (Automated Voice Response) system or the EVS (Enrollment Verification System) (although both are available).

Providers will be assigned a unique enrollment verification number for each inquiry. Providers can also use the print screen function to print a paper copy of enrollment verification inquiries for their records.

Other Business Enhancements Available on the Portal

The secure Provider area of the Portal enables providers to do the following:

- | Verify member enrollment.
- | View RAs (Remittance Advices).
- | Designate which trading partner is eligible to receive the provider's 835 (835 Health Care Claim Payment/Advice) transaction.
- | Update and maintain provider file information; providers will have the choice to indicate separate addresses for different business functions.
- | Receive electronic notifications and provider publications from ForwardHealth.
- | Enroll in EFT (electronic funds transfer).
- | Track provider-submitted PA requests.

Topic #4905

Submitting Prior Authorization and Amendment

Requests Via the Portal

Nearly all service areas can [submit PA \(prior authorization\)](#) requests via the ForwardHealth Portal. Providers can do the following:

- | [Correct errors](#) on PAs or amendment requests via the Portal, regardless of how the PA was originally submitted.
- | [View all recently submitted](#) and finalized PAs and amendment requests.
- | View the latest provider review and decision letters.
- | [Receive messages](#) about PA and amendment requests that have been adjudicated or returned for provider review.

Topic #4401

System and Browser Requirements

The following table lists the recommended system and browser requirements for using the ForwardHealth Portal. PES (Provider Electronic Solutions) users should note that the Windows-based requirements noted in the table apply; PES cannot be run on Apple-based systems.

Recommended System Requirements	Recommended Browser Requirements
Windows-Based Systems	
Computer with at least a 500Mhz processor, 256 MB of RAM, and 100MB of free disk space	Chrome v. 73 or higher, Edge v. 19 or higher, Firefox v. 38 or higher
Windows XP or higher operating system	
Apple-Based Systems	
Computer running a PowerPC G4 or Intel processor, 512 MB of RAM, and 150MB of free disk space	Chrome v. 73 or higher, Edge v. 19 or higher, Safari v. 14 or higher, Firefox v. 38 or higher
Mac OS X 10.2 or higher operating system	

Topic #4742

Trading Partner Portal

The following information is available on the public [Trading Partners](#) area of the ForwardHealth Portal:

- | Trading partner [testing packets](#)
- | [Trading partner profile](#) submission
- | [PES \(Provider Electronic Solutions\)](#) software and upgrade information
- | EDI (Electronic Data Interchange) [companion guides](#)

In the secure Trading Partners area of the Portal, trading partners can exchange electronic transactions with ForwardHealth.

Trading partners using PES should be sure to enter the web logon and web password associated with the ForwardHealth Trading Partner ID that will be used on PES transactions. Prior to submitting transactions through PES, trading partners must also make sure their trading partner account is entered as the Default Provider ID on the Switch Organization page of the secure trading partner account on the Portal.

Training Opportunities

Topic #12757

Training Opportunities

The [Provider Relations representatives](#) conduct training sessions in a variety of formats on both program-specific and topic-specific subjects. There is no fee for attending/accessing these training sessions.

On-Site Sessions

On-site training sessions are offered at various locations (for example, hotel conference rooms, provider facilities) throughout the state. These training sessions include general all-provider sessions, service-specific and/or topic-specific sessions, and program-specific (such as WCDP (Wisconsin Chronic Disease Program) or the WWP (Wisconsin Well Woman Program)) sessions.

Registration is required to attend on-site sessions. Online registration is available on the [Trainings](#) page of the Providers area of the Portal.

Online (Real-Time, Web-Based) Sessions

Online (real-time, web-based) training sessions are available and are facilitated through [HPE MyRoom](#). MyRoom sessions are offered on many of the same topics as on-site sessions, but online sessions offer the following advantages:

- ▮ Participants can attend training at their own computers without leaving the office.
- ▮ Sessions are interactive as participants can ask questions during the session.
- ▮ If requested or needed, a session can be quickly organized to cover a specific topic for a small group or office.

For some larger training topics (such as ForwardHealth Portal Fundamentals), the training may be divided into individual modules, with each module focused on a particular subject. This allows participants to customize their training experience.

Registration, including an email address, is required to attend Virtual Room sessions, so important session information can be sent to participants prior to the start of the session. Online registration is available on the [Trainings](#) page of the Portal.

Recorded Webcasts

Recorded Webcasts are available on a variety of topics, including some of the same topics as on-site and online sessions. Like Virtual Room sessions, some recorded Webcasts on larger training topics may be divided into individual Webcast modules, allowing participants to customize their training experience. Recorded Webcasts allow providers to view the training at their convenience on their own computers.

Registration is not required to view a recorded Webcast. Related training materials are available to download and print from the specific [webcast training session](#) page on the Portal.

Notification of Training Opportunities

In addition to information on the Trainings page of the Portal, upcoming training session information is distributed directly through messages to providers who have secure Portal accounts and to providers who have registered for the ForwardHealth email subscription service.

To sign up for a secure Portal account, click the Request Portal Access link in the Quick Links box on the [Provider](#) page of the Portal. To sign up for email subscription, click Register for Email Subscription in the Quick Links box on the Provider page of the Portal.

Managed Care

9

Archive Date:06/02/2025

Managed Care:Managed Care Information

Topic #401

BadgerCare Plus HMO Program

An HMO is a system of health care providers that provides a comprehensive range of medical services to a group of enrollees. HMOs receive a fixed, prepaid amount per enrollee from ForwardHealth (called a capitation payment) to provide medically necessary services.

BadgerCare Plus HMOs are responsible for providing or arranging all contracted covered medically necessary services to enrollees. BadgerCare Plus members enrolled in state-contracted HMOs are entitled to at least the same benefits as fee-for-service members; however, HMOs may establish their own requirements regarding PA (prior authorization), claims submission, adjudication procedures, etc., which may differ from fee-for-service policies and procedures. BadgerCare Plus HMO network providers should contact their HMO for more information about its policies and procedures.

Topic #16177

Care4Kids Program Overview

Care4Kids is a health care program for children and youth in out-of-home care in Wisconsin. The Care4Kids program will offer comprehensive, coordinated services that are intended to improve the quality and timeliness of and access to health services for these children.

The Care4Kids program will serve children in out-of-home care placements (other than residential care centers) in Kenosha, Milwaukee, Ozaukee, Racine, Washington, and Waukesha counties. Member participation will be voluntary, and enrollment will be allowed to continue for up to 12 months after the child leaves the out-of-home care system, as long as the child remains Medicaid-eligible and resides within one of the six counties.

Care4Kids is required to provide at least the same benefits as those provided under fee-for-service arrangements.

Program Administration

Children's Hospital of Wisconsin is currently the only integrated health system certified by ForwardHealth to administer the Care4Kids program. Children's Hospital of Wisconsin will be responsible for providing or arranging for the provision of all services covered under Medicaid, with a small number of exceptions. The services not included in the Care4Kids program will be reimbursed as fee-for-service benefits. Children's Hospital of Wisconsin's integrated network of health care providers, which includes specialty and primary care physicians and clinics within the Children's Hospital System as well as providers who are participating in CCHP (Children's Community Health Plan), is intended to provide coordinated care and services to meet the individualized needs of each of the children enrolled across multiple disciplines, including physical, behavioral health, and dental care.

Care4Kids will be responsible for providing or arranging for the provision of all medically necessary [services covered](#) by Wisconsin Medicaid to enrollees. Providers are required to be part of the CCHP network to get reimbursed by Care4Kids. Providers interested in being a part of the network should contact CCHP. Out-of-network providers are required to call Care4Kids prior to providing services to a Care4Kids enrollee. In situations where emergency medical services are needed, out-of-network providers are required to contact Care4Kids within 24 hours of providing services.

Member Enrollment Verification

Providers should [verify a member's enrollment](#) before providing services to determine if the member is enrolled in Care4Kids. Members enrolled in Care4Kids will present a ForwardHealth member identification card.

Providers verifying enrollment on the ForwardHealth Portal will see Care4Kids under the MC Program heading in the Managed Care Enrollment panel.

For 271 response transactions, Care4Kids enrollment will be identified in the EB segment of the 2110C loop. Identified by MC in the EB01, HM in the EB04, and Care4Kids in the EB05. The MC provider contact information will be reported in the NM1 (name info), N3 (address info), and PER (telephone numbers) segments within the 2120C loop.

The WiCall AVR (automated voice response) system will identify Care4Kids as the state-contracted managed care program in which the member is enrolled.

Contact Information

Providers can contact CCHP at 800-482-8010 for the following:

- ┆ To become part of the CCHP network
- ┆ For coverage policy and procedure information, including PA (prior authorization) and claim submission guidelines, if they are already a Care4Kids network provider

Topic #405

Managed Care

Managed Care refers to the BadgerCare Plus HMO program, the Medicaid SSI HMO program, and the following MLTC (managed long-term care) programs available: Family Care, Family Care Partnership, and PACE (Program of All-Inclusive Care for the Elderly).

The primary goals of the managed care programs are:

- ┆ To improve the quality of member care by providing continuity of care and improved access.
- ┆ To reduce the cost of health care through better care management.

Topic #402

Managed Care Contracts

The contract between the Wisconsin DHS (Department of Health Services) and the BadgerCare Plus/Medicaid SSI HMO or Children's Specialty Managed Care PIHP (Prepaid Inpatient Health Plan) takes precedence over other ForwardHealth provider publications. Information contained in ForwardHealth publications is used by DHS to resolve disputes regarding covered benefits that cannot be handled internally by HMOs or PIHPs. If there is a conflict, the HMO or PIHP contract prevails. If the contract does not specifically address a situation, Wisconsin Administrative Code ultimately prevails. HMO and PIHP contracts are available on the [Acute and Primary Managed Care](#) page (click the HMO Providers link, then the Resources and Help tab) for HMOs and on the [Children's Specialty Programs](#) page of the ForwardHealth Portal (click the Children's Specialty Managed Care Plans link, then the Policy tab) for PIHPs.

Topic #403

Managed Long-Term Care Programs

Wisconsin Medicaid has several MLTC (managed long-term care) programs that provide services to individuals who are elderly and/or who have disabilities. These members may be eligible to enroll in voluntary regional managed care programs such as Family Care, PACE (Program of All-Inclusive Care for the Elderly), and the Family Care Partnership Program. Additional information about these MLTC programs may be obtained from the Managed Care Organization area of the ForwardHealth Portal.

Topic #404

SSI HMO Program

Medicaid SSI HMOs provide the same benefits as Medicaid fee-for-service (for example, medical, dental [in certain counties only], mental health/substance abuse, and vision) at no cost to their members through a care management model. Medicaid SSI members and SSI-related Medicaid members may be eligible to enroll in an SSI HMO.

SSI-related Medicaid members receive coverage from Wisconsin Medicaid because of a disability determined by the Disability Determination Bureau.

Member Enrollment

Certain eligible SSI members and SSI-related Medicaid adult members are required to enroll in an SSI HMO. The following groups are excluded from the requirement to enroll in an SSI HMO:

- ┆ Members under 19 years of age
- ┆ Members of a federally recognized tribe
- ┆ Dual eligible members
- ┆ MAPP (Medicaid Purchase Plan) eligible members
- ┆ Members enrolled in a LTC (long-term care) MCO (managed care organization) or waiver program

Continuity of Care

Special provisions are included in the contract for SSI HMOs for continuity of care for SSI members and SSI-related Medicaid members. These provisions include the following:

- ┆ Coverage of services provided by the member's current provider for the first 90 days of enrollment in the SSI program or until the first of the month following completion of an assessment and care plan, whichever comes later. The contracted provider should get a referral from the member's HMO after this.
- ┆ Honoring a PA (prior authorization) that is currently approved by ForwardHealth. The PA must be honored for 90 days or until the month following the HMO's completion of the assessment and care plan, whichever comes later.

To assure payment, non-contracted providers should contact the SSI HMO to confirm claim submission and reimbursement processes. If an SSI HMO is not honoring a PA that is currently approved by ForwardHealth, the provider should first contact the HMO. If the provider is not able to resolve their issue with the HMO, the provider should contact ForwardHealth Provider Services.

For new authorizations during the member's first 90 days of enrollment, the provider is required to follow the SSI HMO's PA process. SSI HMOs may use PA guidelines that differ from fee-for-service guidelines; however, these guidelines may not result in less coverage than fee-for-service.

Care Management

SSI HMO health plans employ a care management model to ensure high-quality care to members. The care management model provides each enrollee with the following:

- | An initial health assessment
- | A comprehensive care plan
- | Assistance in choosing providers and identifying a primary care provider
- | Assistance in accessing social and community services
- | Information about health education programs, treatment options, and follow-up procedures
- | Advocates on staff to assist members in choosing providers and accessing needed care

ForwardHealth requires all SSI HMO health plans to have dedicated care managers to assist providers in meeting the medical care needs of members. SSI HMOs, through their care management teams, will serve as single points of contact for providers who need assistance addressing the health care needs of members, especially those who have multiple points of contact within the health care system.

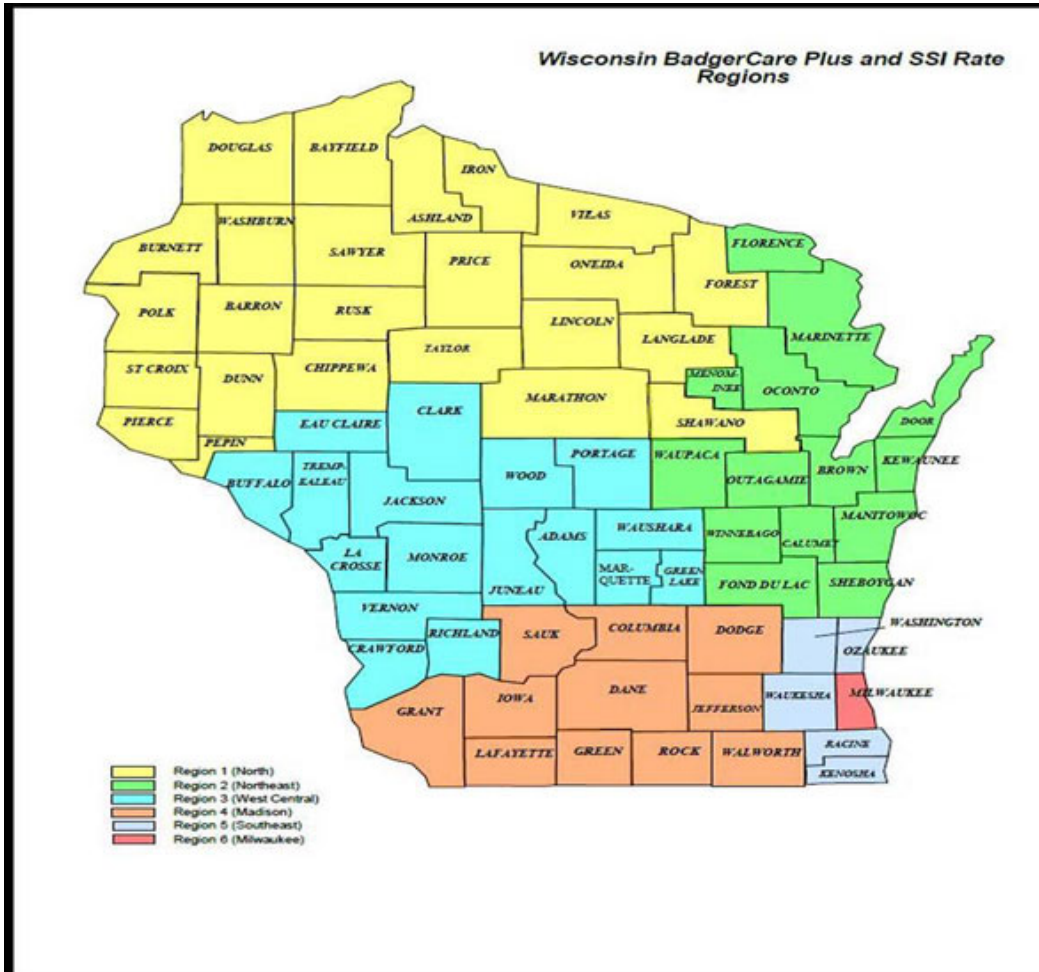
The SSI HMO care management teams will be responsible, when it is deemed appropriate, for notifying primary care providers of members' emergency room visits, hospital discharges, and other major medical events, as well as sharing patient-specific care management plans with appropriate providers to reduce hospital admissions and readmission, to reduce appointment no-shows, and to improve compliance with health care recommendations such as medication regimens.

Topic #20697

SSI Rate Regions

The map below shows the Wisconsin BadgerCare Plus and SSI (Supplemental Security Income) Rate Regions for the SSI HMO Program.

[SSI Rate Regions](#)



Enrollment

Topic #392

Disenrollment and Exemptions

In some situations, a member may be exempt from enrolling in a BadgerCare Plus HMO or Medicaid SSI HMO. Exempted members receive health care under fee-for-service. Exemptions allow members to complete a course of treatment with a provider who is not contracted with BadgerCare Plus HMO or SSI HMOs. For example, in certain circumstances, members seeing a specialist when they are enrolled in an HMO **may** qualify for an exemption if their specialty provider is not in the HMO networks.

The [contracts](#) between Wisconsin DHS (Department of Health Services) and the HMOs provide more detail on the exemption and disenrollment requirements.

Topic #393

Enrollee Grievances

Enrollees have the right to file grievances about services or benefits provided by a BadgerCare Plus HMO or Medicaid SSI HMO. Enrollees also have the right to file a grievance when the HMO or SSI HMO refuses to provide a service. All HMOs and SSI HMOs are required to have written policies and procedures in place to handle enrollee grievances. Enrollees should be encouraged to work with their HMO's or SSI HMO's customer service department to resolve problems first.

If enrollees are unable to resolve problems by talking to their HMO or SSI HMO, or if they would prefer to speak with someone outside their HMO or SSI HMO, they should contact the [Enrollment Specialist](#) or the [Ombudsman Program](#).

The [contracts](#) between Wisconsin DHS (Department of Health Services) and the HMO or SSI HMO describes the responsibilities of the HMO or SSI HMO and the DHS regarding enrollee grievances.

Topic #397

Enrollment Eligibility

BadgerCare Plus HMOs

Members enrolled in BadgerCare Plus are eligible for enrollment in a BadgerCare Plus HMO.

An individual who receives Tuberculosis-Related Medicaid, SeniorCare, or Wisconsin Well Woman Medicaid cannot be enrolled in a BadgerCare Plus HMO.

Information about a member's HMO enrollment status and other health insurance (for example, commercial health insurance, Medicare, Medicare Advantage Plans) coverage may be verified by using Wisconsin's [EVS \(Enrollment Verification System\)](#) or the ForwardHealth Portal.

SSI HMOs

Members of the following subprograms are eligible for enrollment in a Medicaid SSI HMO:

- Individuals ages 19 and older who meet the SSI and SSI-related disability criteria
- Dual eligibles for Medicare and Medicaid

Individuals who are living in an institution, nursing home, or participating in a Home and Community-Based Waiver program are not eligible to enroll in an SSI MCO.

Topic #394

Enrollment Periods

BadgerCare Plus HMOs

Eligible enrollees are sent enrollment packets that explain the BadgerCare Plus HMOs and the enrollment process and provide contact information. Once enrolled in a BadgerCare Plus HMO, members may change their HMO assignment within the first 90 days of enrollment in an HMO (whether they chose the HMO or were auto-assigned). If an enrollee no longer meets the criteria, they will be disenrolled from the HMO.

SSI HMOs

Eligible enrollees are sent enrollment packets that explain the Medicaid SSI HMO enrollment process and provide contact information. Once enrolled in an SSI HMO, members may change their HMO assignment within the first 90 days of enrollment in an HMO (whether they chose the HMO or were auto-assigned).

Topic #395

Enrollment Specialist

The [Enrollment Specialist](#) provides objective enrollment, education, outreach, and advocacy services to BadgerCare Plus HMO and Medicaid SSI HMO enrollees. The Enrollment Specialist is a knowledgeable single point of contact for enrollees, solely dedicated to managed care issues. The Enrollment Specialist is not affiliated with any health care agency.

The Enrollment Specialist provides the following services to HMO and SSI HMO enrollees:

- Education regarding the correct use of HMO and SSI HMO benefits
- Telephone and face-to-face support
- Assistance with enrollment, disenrollment, and exemption procedures

Topic #398

Member Enrollment

HMOs

BadgerCare Plus HMO enrollment is either mandatory or voluntary based on zip code-defined enrollment areas as follows:

- Mandatory enrollment — Enrollment is mandatory for eligible members who reside in zip code areas served by two or more BadgerCare Plus HMOs. Some members may meet criteria for exemption from BadgerCare Plus HMO enrollment.
- Voluntary enrollment — Enrollment is voluntary for members who reside in zip code areas served by only one BadgerCare

Plus HMO.

Members living in areas where enrollment is mandatory are encouraged to choose their BadgerCare Plus HMO. Automatic assignment to a BadgerCare Plus HMO occurs if the member does not choose a BadgerCare Plus HMO. In general, all members of a member's immediate family eligible for enrollment must choose the same HMO.

Members in voluntary enrollment areas can choose whether or not to enroll in a BadgerCare Plus HMO. There is no automatic assignment for members who live within zip codes where enrollment is voluntary.

SSI HMOs

Medicaid SSI HMO enrollment is either mandatory or voluntary as follows:

- ▮ Mandatory enrollment — Most SSI and SSI-related members are required to enroll in an SSI HMO. A member may choose the SSI HMO in which he or she wishes to enroll.
- ▮ Voluntary enrollment — Some SSI and SSI-related members may choose to enroll in an SSI HMO on a voluntary basis.

Topic #396

Ombudsman Program

The [Ombudsmen](#), or Ombuds, are resources for enrollees who have questions or concerns about their BadgerCare Plus HMO or Medicaid SSI HMO. Ombuds provide advocacy and assistance to help enrollees understand their rights and responsibilities in the grievance and appeal process.

Ombuds can be contacted at the following address:

BadgerCare Plus HMO/Medicaid SSI HMO Ombudsmen
PO Box 6470
Madison WI 53716-0470

Topic #399

Release of Billing or Medical Information

ForwardHealth supports BadgerCare Plus HMO and Medicaid SSI HMO enrollee rights regarding the confidentiality of health care records. ForwardHealth has [specific standards](#) regarding the release of an HMO or SSI HMO enrollee's billing information or medical claim records.

Provider Information

Topic #406

Copays

Providers cannot charge Medicaid SSI HMO enrollees copays for covered services except in cases where the Medicaid SSI HMO does not cover services such as dental, chiropractic, and pharmacy. However, even in these cases, providers are prohibited from collecting copay from members who are exempt from the copay requirement.

When services are provided through fee-for-service or to members enrolled in a BadgerCare Plus HMO, copays will apply, except when the member or the service is [exempt from the copay requirement](#).

Topic #407

Emergencies

Non-network providers may provide services to BadgerCare Plus HMO and Medicaid SSI HMO enrollees in an emergency without authorization or in urgent situations when authorized by the HMO or SSI HMO. The [contract](#) between Wisconsin DHS (Department of Health Services) and the HMO or SSI HMO defines an emergency situation and includes general payment requirements.

Unless the HMO or SSI HMO has a written agreement with the non-network provider, the HMO or SSI HMO is only liable to the extent fee-for-service would be liable for an emergency situation, as defined in 42 C.F.R. § 438.114. Billing procedures for emergencies may vary depending on the HMO or SSI HMO. For specific billing instructions, non-network providers should always contact the enrollee's HMO or SSI HMO.

Topic #408

Non-Network Providers

Providers who do not have a contract with the enrollee's BadgerCare Plus HMO or Medicaid SSI HMO are referred to as non-network providers. (HMO and SSI HMO network providers agree to payment amounts and billing procedures in a contract with the HMO or SSI HMO.) Non-network providers are required to direct enrollees to HMO or SSI HMO network providers except in the following situations:

- ┆ When a non-network provider is treating an HMO or SSI HMO enrollee for an emergency medical condition as defined in the contract between the Wisconsin DHS (Department of Health Services) and the HMO or SSI HMO
- ┆ When the HMO or SSI HMO has authorized (in writing) an out-of-plan referral to a non-network provider
- ┆ When the service is not provided under the HMO's or SSI HMO's contract with the DHS (such as dental, chiropractic, and pharmacy services)

Non-network providers may not serve BadgerCare Plus HMO or Medicaid SSI HMO enrollees as private-pay patients.

Topic #409

Out-of-Area Care

BadgerCare Plus HMOs and Medicaid SSI HMOs may cover medically necessary care provided to enrollees when they travel outside the HMO's or SSI HMO's service area. The HMO or SSI HMO is required to authorize the services before the services are provided, except in cases of [emergency](#). If the HMO or SSI HMO does not authorize the services, the enrollee may be held responsible for the cost of those services.

Topic #410

Provider Participation

Providers interested in participating in a BadgerCare Plus HMO or Medicaid SSI HMO or changing HMO or SSI HMO network affiliations should contact the HMO or SSI HMO for more information. Conditions and terms of participation in an HMO or SSI HMO are pursuant to specific contract agreements between HMOs or SSI HMOs and providers. An HMO or SSI HMO has the right to choose whether or not to contract with any provider but must provide access to Medicaid-covered, medically necessary services under the scope of their contract for enrolled members. Each HMO may have policies and procedures specific to their provider credentialing and contracting process that providers are required to meet prior to becoming an in-network provider for that HMO.

Topic #411

Referrals

Non-network providers may at times provide services to BadgerCare Plus HMO and Medicaid SSI HMO enrollees on a referral basis. Non-network providers are always required to contact the enrollee's HMO or SSI HMO. Before services are provided, the non-network provider and the HMO or SSI HMO should discuss and agree upon billing procedures and fees for all referrals. Non-network providers and HMOs or SSI HMOs should document the details of any referral in writing before services are provided.

Billing procedures for out-of-plan referrals may vary depending on the HMO or SSI HMO. For specific billing instructions, non-network providers should always contact the enrollee's HMO or SSI HMO.

Topic #412

Services Not Provided by HMOs or SSI HMOs

If an enrollee's BadgerCare Plus HMO or Medicaid SSI HMO benefit package does not include a covered service, such as chiropractic or dental services, any Medicaid-enrolled provider may provide the service to the enrollee and submit claims to fee-for-service.

Covered and Noncovered Services

Topic #16197

Care4Kids Program Benefit Package

Covered Services

Members enrolled in the [Care4Kids program](#) are eligible to receive all medically necessary services covered under Wisconsin Medicaid; however, Care4Kids will have the flexibility to provide services in a manner that best meets the unique needs of children in out-of-home care, including streamlining PA (prior authorization) requirements and offering select services in home settings. Members will also be allowed to go to any Medicaid-enrolled provider for emergency medical services or family planning services.

Noncovered Services

The following services are not provided as covered benefits through the Care4Kids program, but can be reimbursed for eligible Medicaid members on a fee-for-service basis:

- | Behavioral treatment
- | Chiropractic services
- | CRS (Community Recovery Services)
- | CSP (Community Support Programs)
- | CCS (Comprehensive Community Services)
- | Crisis intervention services
- | Directly observed therapy for individuals with tuberculosis
- | MTM (Medication therapy management)
- | NEMT (Non-emergency medical transportation) services
- | Prescription and over-the-counter drugs and diabetic supplies dispensed by the pharmacy
- | [Physician-administered drugs](#) and their administration, and the administration of [Synagis](#)
- | SBS (School-based services)
- | Targeted case management

Children's Hospital of Wisconsin will establish working relationships, defined in writing through a memorandum of understanding, with providers of the following services:

- | CSP
- | CCS
- | Crisis intervention services
- | SBS
- | Targeted case management services

Providers of these services must coordinate with Care4Kids to help assure continuity of care, eliminate duplication, and reduce fragmentation of services.

Topic #390

Covered Services

HMOs

HMOs are required to provide at least the same benefits as those provided under fee-for-service arrangements. Although ForwardHealth requires contracted HMOs and Medicaid SSI HMOs to provide all medically necessary covered services, the following services may be provided by BadgerCare Plus HMOs at their discretion:

- | Dental
- | Chiropractic

If the HMO does not include these services in their benefit package, the enrollee receives the services on a fee-for-service basis.

Topic #391

Noncovered Services

The following are not covered by BadgerCare Plus HMOs or Medicaid SSI HMOs but are provided to enrollees on a fee-for-service basis, provided the service is covered for the member and is medically necessary:

- | Behavioral treatment
- | County-based mental health programs, including CRS (Community Recovery Services), CSP (Community Support Program) benefits, and crisis intervention services
- | Environmental lead investigation services provided through local health departments
- | CCC (child care coordination) services provided through county-based programs
- | Pharmacy services and diabetic supplies
- | PNCC (prenatal care coordination) services
- | Physician-administered drugs

Note: The [Physician-Administered Drugs Carve-Out Procedure Codes table](#) indicates the status of procedure codes considered under the physician-administered drugs carve-out policy.

- | SBS (school-based services)
- | Targeted case management services
- | NEMT (non-emergency medical transportation) services
- | DOT (directly observed therapy) and monitoring for TB (tuberculosis)-Only Services

Providers that render these services to an SSI HMO member are required to submit claims directly to ForwardHealth on a fee-for-service basis.

Note: Members enrolled in an SSI HMO are not eligible for targeted case management services.

Prior Authorization

Topic #400

Prior Authorization Procedures

BadgerCare Plus HMOs and Medicaid SSI HMOs may develop PA (prior authorization) guidelines that differ from fee-for-service guidelines. However, the application of such guidelines may not result in less coverage than fee-for-service. Contact the enrollee's HMO or SSI HMO for more information regarding PA procedures.

Claims

Topic #384

Appeals to BadgerCare Plus/Medicaid SSI HMOs and Children's Specialty Managed Care PIHPs

BadgerCare Plus/Medicaid SSI HMO and Children's Specialty Managed Care PIHP (Prepaid Inpatient Health Plan) contracted and non-contracted providers are required to first file an appeal directly with the HMO/PIHP after the initial payment denial or reduction. Providers should refer to their signed contract with the HMO/PIHP or the HMO's/PIHP's website for specific filing timelines and responsibilities (for example, PA (prior authorization), claim filing timelines, and coordination of benefits requirements) pertaining to filing a claim reconsideration and/or filing a formal appeal. The provider's signed contract with the HMO/PIHP may dictate the final decision. Filing a claim reconsideration is not the same as filing a formal appeal.

Appeal documents must reach the HMO/PIHP within the time frame established by the HMO/PIHP. Special care should be taken to ensure the documents reach the HMO/PIHP by the timely, filing deadline by allowing enough time for U.S. Postal Service mail handling or by using a verifiable delivery method (for example, secure Portal, fax, certified mail, or secure email).

The HMO/PIHP has 45 calendar days to respond in writing to a formal appeal. The HMO/PIHP decides whether to pay the claim and sends a letter stating this decision. If the HMO/PIHP does not respond in writing within 45 calendar days or the provider is dissatisfied with the HMO's/PIHP's response, the provider may submit an appeal to ForwardHealth through the [Provider Appeals portal](#) within 60 calendar days from the end of the 45 calendar day timeline or the date of the HMO/PIHP response.

Topic #385

Appeals to ForwardHealth

ForwardHealth **will not review** appeals that were not first made to the [BadgerCare Plus/Medicaid SSI HMO or Children's Specialty Managed Care PIHP \(Prepaid Inpatient Health Plan\)](#). If a provider sends an appeal directly to ForwardHealth without first filing it with the HMO/PIHP, the appeal will be returned to the provider., and the payment denial or reduction will be upheld.

The provider has 60 calendar days to file an appeal with ForwardHealth after the HMO/PIHP either does not respond in writing within 45 calendar days, or if the provider is dissatisfied with the HMO/PIHP response.

Appeals will only be reviewed for enrollees who were eligible for and who were enrolled in an HMO/PIHP on the DOS (date of service) in question.

Once all pertinent information is received, ForwardHealth has 45 calendar days to make a final decision. The provider and the HMO/PIHP will be notified by ForwardHealth of the final decision. If the decision is in the provider's favor, the HMO/PIHP is required to pay the provider within 45 calendar days of the final decision. The decision is final, and all parties are required to abide by the decision.

Providers are required to submit an appeal to ForwardHealth through the [Provider Appeals portal](#).

How to Begin Using the Provider Appeals Portal

Providers who contract with a BadgerCare Plus/Medicaid SSI HMO or Children's Specialty Managed Care PIHP and who need to appeal a claim decision will be required to register and set up a Provider Appeals portal account. Note: This portal account is separate from a provider's secure ForwardHealth Portal account.

To register for a Provider Appeals portal account, providers and HMOs/PIHPs can access the [Provider Appeals portal](#). Providers are required to complete and submit the registration form, available by clicking either the HMO Registration or Provider Registration button (as applicable) on the Provider Appeals portal home page. Examples of information required to complete the registration process include the following:

- ┆ The provider's Medicaid ID or both their NPI (National Provider Identifier) and taxonomy code
- ┆ Provider zip+4 code
- ┆ DOS for the appeal
- ┆ Contact information (name, email, phone number) for the person registering

Once ForwardHealth receives and processes the registration form, an account login ID and associated PIN (provider identification number) will be created. Providers will receive an email message with their Provider Appeals portal login ID and will receive their PIN information in a mailed letter.

Note: Third party administrators and out-of-state providers must call the EDI (Electronic Data Interchange) Helpdesk at 866-417-4979 or send an email to vedswiedi@wisconsin.gov to begin registration.

More information on registering for and using the Provider Appeals portal and additional portal resources, including the Provider Appeals Portal User Guide, is [available](#).

Portal Functionality

Providers can use the ForwardHealth appeals process through the Provider Appeals portal after exhausting the HMO/PIHP payment dispute process. Providers are required to use the Provider Appeals portal to:

- ┆ Submit an appeal to ForwardHealth for a BadgerCare Plus/Medicaid SSI HMO or Children's Specialty Managed Care PIHP claim payment denial or reduced payment.
- ┆ Submit documentation.
- ┆ Check the status of an appeal.
- ┆ Respond to requests for additional information.
- ┆ View decision notices.

For assistance regarding submission of an appeal through the ForwardHealth Portal, providers can call the ForwardHealth Managed Care Unit at 800-760-0001, option 1.

Required Documentation

When submitting an appeal to ForwardHealth through the Provider Appeals portal, the following documentation must be submitted/attached in required fields:

- ┆ The original claim submitted to the HMO/PIHP and all corrected claims submitted to the HMO/PIHP
- ┆ All of the HMO's/PIHP's payment denial remittances showing the dates of denial and reason codes with descriptions of the exact reasons for the claim denial
- ┆ The provider's written appeal to the HMO/PIHP
- ┆ The HMO's/PIHP's response to the appeal
- ┆ Relevant medical documentation for appeals regarding coding issues or emergency determination that supports the appeal (Providers should only submit relevant documentation that supports the appeal. Large medical records submitted with no indication of where supporting information is found will not be reviewed.)

- ┆ Any contract language that supports the provider's appeal with the exact language that supports overturning the payment denial indicated (Contract language submitted with no indication of where supporting information is found will not be reviewed, and the denial will be upheld.)
- ┆ Any other documentation that supports the appeal (for example, commercial insurance Explanation of Benefits/Explanation of Payment to support Wisconsin Medicaid as the payer of last resort)

Only relevant documentation should be included.

Appeal Decisions

A decision to uphold the HMO's/PIHP's original payment denial or to overturn the denial will be made based on the documentation submitted to ForwardHealth for review. Failure to submit the required documentation or submitting incomplete, insufficient, or illegible documentation may lead to the original denial being upheld. The decision to overturn an HMO's/PIHP's denial must be clearly supported by the documentation.

If the HMO/PIHP subsequently overturns their original denial and reprocesses and pays the claim for which an appeal has been submitted, providers must contact the ForwardHealth Managed Care Unit at 800-760-0001, option 1, and request that the appeal be withdrawn.

To check on the status of an appeal submitted to ForwardHealth, providers can:

- ┆ Access the [Provider Appeals portal](#).
- ┆ Call the ForwardHealth Managed Care Unit at 800-760-0001, option 1.

Topic #386

Claims Submission

BadgerCare Plus/Medicaid SSI HMOs and Children's Specialty Managed Care PIHPs (Prepaid Inpatient Health Plans) have requirements for timely filing of claims, and providers are required to follow the HMO/PIHP claims submission guidelines for each organization. Providers should contact the enrollee's HMO/PIHP for organization-specific submission deadlines.

Topic #387

Extraordinary Claims

Extraordinary claims are BadgerCare Plus or Medicaid claims for a BadgerCare Plus/Medicaid SSI HMO or Children's Specialty Managed Care PIHP (Prepaid Inpatient Health Plan) enrollee that have been denied by an HMO/PIHP but may be paid as fee-for-service claims.

The following are some examples of extraordinary claims situations:

- ┆ The enrollee was not enrolled in an HMO/PIHP at the time they were admitted to an inpatient hospital, but then they enrolled in an HMO/PIHP during the hospital stay. In this case, all claims related to the stay (including physician claims) should be submitted to fee-for-service. For the physician claims associated with the inpatient hospital stay, the provider is required to include the date of admittance and date of discharge in Item Number 18 of the paper 1500 Health Insurance Claim Form ((02/12)).
- ┆ The claims are for orthodontia/prosthodontia services that began before HMO/PIHP coverage. The provider must include a record with the claim indicating when the bands were placed.

Submitting Extraordinary Claims

When submitting an extraordinary claim, providers must include the following:

- ┆ A legible copy of the completed claim form in accordance with billing guidelines
- ┆ A letter detailing the problem, any claim denials, and any steps taken to correct the situation
- ┆ A copy of the [Explanation of Medical Benefits form](#) as applicable

Submit extraordinary claims to:

ForwardHealth
Managed Care Extraordinary Claims
PO Box 6470
Madison WI 53716-0470

Topic #388

Medicaid as Payer of Last Resort

Wisconsin Medicaid is the payer of last resort for [most](#) covered services, even when a member is enrolled in a BadgerCare Plus/Medicaid SSI HMO or Children's Specialty Managed Care PIHP (Prepaid Inpatient Health Plan). Before submitting claims to HMOs/PIHPs, providers are required to submit claims to other health insurance sources. Providers should contact the enrollee's HMO/PIHP for more information about billing other health insurance sources.

Topic #389

Provider Appeals

When a BadgerCare Plus/Medicaid SSI HMO or Children's Specialty Managed Care PIHP (Prepaid Inpatient Health Plan) denies a provider's claim, the HMO/PIHP is required to send the provider a notice informing them of the right to file an appeal.

An HMO/PIHP network or non-network provider may file an appeal to the HMO/PIHP when:

- ┆ A claim submitted to the HMO/PIHP is denied payment.
- ┆ The full amount of a submitted claim is not paid.

Providers are required to [file an appeal with the HMO/PIHP](#) **before** filing an appeal with ForwardHealth.