

Claims

1

Archive Date:07/01/2016

Claims:Responses

Topic #13437

ForwardHealth-Initiated Claim Adjustments

There are times when ForwardHealth must initiate a claim adjustment to address claim issues that do not require provider action and do not affect reimbursement.

Claims that are subject to this type of ForwardHealth-initiated claim adjustment will have EOB (Explanation of Benefits) code 8234 noted on the RA (Remittance Advice).

The adjusted claim will be assigned a new claim number, known as an ICN (internal control number). The new ICN will begin with "58." If the provider adjusts this claim in the future, the new ICN will be required when resubmitting the claim.

Submission

Topic #16937

Electronic Claims and Claim Adjustments with Other Commercial Health Insurance Information

Effective for claims and claim adjustments submitted electronically via the Portal or PES software on and after June 16, 2014, other insurance information must be submitted at the detail level on professional, institutional, and dental claims and adjustments if it was processed at the detail level by the primary insurance. Except for a few instances, Wisconsin Medicaid or BadgerCare Plus is the payer of last resort for any covered services; therefore, providers are required to make a reasonable effort to exhaust all existing other health insurance sources before submitting claims to ForwardHealth or to a state-contracted MCO (managed care organization).

Other insurance information that is submitted at the detail level via the Portal or PES software will be processed at the detail level by ForwardHealth.

Under HIPAA (Health Insurance Portability and Accountability Act of 1996), claims and adjustments submitted using an 837 transaction must include detail-level information for other insurance if they were processed at the detail level by the primary insurance.

Adjustments to Claims Submitted Prior to June 16, 2014

Providers who submit professional, institutional, or dental claim adjustments electronically on and after June 16, 2014, for claims originally submitted prior to June 16, 2014, are required to submit other insurance information at the detail level on the adjustment if it was processed at the detail level by the primary insurance.

Topic #561

Paper Claim Form Preparation and Data Alignment Requirements

Optical Character Recognition

Paper claims submitted to ForwardHealth on the 1500 Health Insurance Claim Form ((02/12)) and UB-04 Claim Form are processed using OCR (Optical Character Recognition) software that recognizes printed, alphanumeric text. OCR software increases efficiency by alleviating the need for keying in data from paper claims.

The data alignment requirements do not apply to the [Compound Drug Claim \(F-13073 \(07/12\)\)](#) and the [Noncompound Drug Claim \(F-13072 \(07/12\)\)](#).

Speed and Accuracy of Claims Processing

OCR software processes claim forms by reading text within fields on claim forms. After a paper claim form is received by ForwardHealth, the claim form is scanned so that an image can be displayed electronically. The OCR software reads the electronic image on file and populates the information into the ForwardHealth interChange system. This technology increases accuracy by removing the possibility of errors being made during manual keying.

OCR software speeds paper claim processing, but only if providers prepare their claim forms correctly. In order for OCR software to read the claim form accurately, the quality of copy and the alignment of text within individual fields on the claim form need to be precise. If data are misaligned, the claim could be processed incorrectly. If data cannot be read by the OCR software, the process will stop and the electronic image of the claim form will need to be reviewed and keyed manually. This will cause an increase in processing time.

Handwritten Claims

Submitting handwritten claims should be avoided whenever possible. ForwardHealth accepts handwritten claims; however, it is very difficult for OCR software to read a handwritten claim. If a handwritten claim cannot be read by the OCR software, it will need to be keyed manually from the electronic image of the claim form. Providers should avoid submitting claims with handwritten corrections as this can also cause OCR software processing delays.

Use Original Claim Forms

Only original 1500 Health Insurance Claim Forms and UB-04 Claim Forms should be submitted. Original claim forms are printed in red ink and may be obtained from a federal forms supplier. ForwardHealth does not provide these claim forms. Claims that are submitted as photocopies cannot be read by OCR software and will need to be keyed manually from an electronic image of the claim form. This could result in processing delays.

Use Laser or Ink Jet Printers

It is recommended that claims are printed using laser or ink jet printers rather than printers that use DOT matrix. DOT matrix printers have breaks in the letters and numbers, which may cause the OCR software to misread the claim form. Use of old or worn ink cartridges should also be avoided. If the claim form is read incorrectly by the OCR software, the claim may be denied or reimbursed incorrectly. The process may also be stopped if it is unable to read the claim form, which will cause a delay while it is manually reviewed.

Alignment

Alignment within each field on the claim form needs to be accurate. If text within a field is aligned incorrectly, the OCR software may not recognize that data are present within the field or may not read the data correctly. For example, if a reimbursement amount of \$300.00 is entered into a field on the claim form, but the last "0" is not aligned within the field, the OCR software may read the number as \$30.00, and the claim will be reimbursed incorrectly.

To get the best alignment on the claim form, providers should center information vertically within each field, and align all information on the same horizontal plane. Avoid squeezing two lines of text into one of the six line items on the 1500 Health Insurance Claim Form.

The following sample claim forms demonstrate correct and incorrect alignment:

- [Correct alignment](#) for the 1500 Health Insurance Claim Form.
- [Incorrect alignment](#) for the 1500 Health Insurance Claim Form.
- [Correct alignment](#) for the UB-04 Claim Form.
- [Incorrect alignment](#) for the UB-04 Claim Form.

Clarity

Clarity is very important. If information on the claim form is not clear enough to be read by the OCR software, the process may stop, prompting manual review.

The following guidelines will produce the clearest image and optimize processing time:

- Use 10-point or 12-point Times New Roman or Courier New font.
- Type all claim data in uppercase letters.
- Use only black ink to complete the claim form.
- Avoid using italics, bold, or script.
- Make sure characters do not touch.
- Make sure there are no lines from the printer cartridge anywhere on the claim form.
- Avoid using special characters such as dollar signs, decimals, dashes, asterisks, or backslashes, unless it is specified that these characters should be used.
- Use Xs in check boxes. Avoid using letters such as "Y" for "Yes," "N" for "No," "M" for "Male," or "F" for "Female."
- Do not highlight any information on the claim form. Highlighted information blackens when it is imaged, and the OCR software will be unable to read it.

Note: The above guidelines will also produce the clearest image for claims that need to be keyed manually from an electronic image.

Staples, Correction Liquid, and Correction Tape

The use of staples, correction liquid, correction tape, labels, or stickers on claim forms should be avoided. Staples need to be removed from claim forms before they can be imaged, which can damage the claim and cause a delay in processing time. Correction liquid, correction tape, labels, and stickers can cause data to be read incorrectly or cause the OCR process to stop, prompting manual review. If the form cannot be read by the OCR software, it will need to be keyed manually from an electronic image.

Additional Diagnosis Codes

ForwardHealth will accept up to 12 diagnosis codes in Item Number 21 of the 1500 Health Insurance Claim Form.

Sample of a Correctly Aligned 1500 Health Insurance Claim Form



HEALTH INSURANCE CLAIM FORM

APPROVED BY NATIONAL UNIFORM CLAIM COMMITTEE (NUCC) 02/12

PICA										PICA									
1. MEDICARE <input type="checkbox"/> MEDICAID <input checked="" type="checkbox"/> TRICARE <input type="checkbox"/> CHAMPVA <input type="checkbox"/> GROUP HEALTH PLAN <input type="checkbox"/> FECA <input type="checkbox"/> OTHER <input type="checkbox"/> <small>(Medicare) (Medical) (IDA/DoDI) (Member ID#) (ID#) (ID#) (ID#)</small>										1a. INSURED'S I.D. NUMBER (For Program in Item 1) 1234567890									
2. PATIENT'S NAME (Last Name, First Name, Middle Initial) MEMBER, IM A										4. INSURED'S NAME (Last Name, First Name, Middle Initial) SAME									
3. PATIENT'S BIRTH DATE MM DD YY SEX <input type="checkbox"/> M <input checked="" type="checkbox"/> F										6. PATIENT RELATIONSHIP TO INSURED Self <input type="checkbox"/> Spouse <input type="checkbox"/> Child <input type="checkbox"/> Other <input type="checkbox"/>									
5. PATIENT'S ADDRESS (No., Street) 609 WILLOW ST										7. INSURED'S ADDRESS (No., Street)									
CITY ANYTOWN					STATE WI					CITY					STATE				
ZIP CODE 55555					TELEPHONE (Include Area Code) (444) 444-4444					ZIP CODE					TELEPHONE (Include Area Code)				
9. OTHER INSURED'S NAME (Last Name, First Name, Middle Initial)										10. IS PATIENT'S CONDITION RELATED TO:									
a. OTHER INSURED'S POLICY OR GROUP NUMBER										a. EMPLOYMENT? (Current or Previous) <input type="checkbox"/> YES <input type="checkbox"/> NO									
b. RESERVED FOR NUCC USE										b. AUTO ACCIDENT? <input type="checkbox"/> YES <input type="checkbox"/> NO PLACE (State)									
c. RESERVED FOR NUCC USE										c. OTHER ACCIDENT? <input type="checkbox"/> YES <input type="checkbox"/> NO									
d. INSURANCE PLAN NAME OR PROGRAM NAME										10d. CLAIM CODES (Designated by NUCC)									
12. PATIENT'S OR AUTHORIZED PERSON'S SIGNATURE I authorize the release of any medical or other information necessary to process this claim. I also request payment of government benefits either to myself or to the party who accepts assignment below. SIGNED _____ DATE _____										11. INSURED'S POLICY GROUP OR FECA NUMBER									
13. INSURED'S OR AUTHORIZED PERSON'S SIGNATURE I authorize payment of medical benefits to the undersigned physician or supplier for services described below. SIGNED _____										a. INSURED'S DATE OF BIRTH MM DD YY SEX <input type="checkbox"/> M <input type="checkbox"/> F									
14. DATE OF CURRENT ILLNESS, INJURY, or PREGNANCY (LMP) MM DD YY QUAL _____										b. OTHER CLAIM ID (Designated by NUCC)									
15. OTHER DATE MM DD YY QUAL _____										c. INSURANCE PLAN NAME OR PROGRAM NAME									
16. DATES PATIENT UNABLE TO WORK IN CURRENT OCCUPATION FROM MM DD YY TO MM DD YY										d. IS THERE ANOTHER HEALTH BENEFIT PLAN? <input type="checkbox"/> YES <input type="checkbox"/> NO <i>If yes, complete items 9, 9a, and 9c.</i>									
17. NAME OF REFERRING PROVIDER OR OTHER SOURCE I.M. REFERRING PROVIDER										13. INSURED'S OR AUTHORIZED PERSON'S SIGNATURE I authorize payment of medical benefits to the undersigned physician or supplier for services described below.									
17a. _____										17b. NPI 0111111110									
18. HOSPITALIZATION DATES RELATED TO CURRENT SERVICES FROM MM DD YY TO MM DD YY										18. HOSPITALIZATION DATES RELATED TO CURRENT SERVICES FROM MM DD YY TO MM DD YY									
19. ADDITIONAL CLAIM INFORMATION (Designated by NUCC)										20. OUTSIDE LAB? <input type="checkbox"/> YES <input type="checkbox"/> NO \$ CHARGES _____									
21. DIAGNOSIS OR NATURE OF ILLNESS OR INJURY Relate A-L to service line below (24E) ICD Ind. _____										22. RESUBMISSION CODE _____ ORIGINAL REF. NO. _____									
A. XXX.X B. _____ C. _____ D. _____										23. PRIOR AUTHORIZATION NUMBER _____									
E. _____ F. _____ G. _____ H. _____										24. A. DATE(S) OF SERVICE From MM DD YY To MM DD YY B. PLACE OF SERVICE XX C. EMG XXXXXX D. PROCEDURES, SERVICES, OR SUPPLIES (Explain Unusual Circumstances) XX E. DIAGNOSIS POINTER X F. \$ CHARGES XXX.XX G. GATE OUT UNITS 1 H. SPDT (Punk) Pen _____ I. ID. QUAL. _____ J. RENDERING PROVIDER ID. # _____									
I. _____ J. _____ K. _____ L. _____										25. FEDERAL TAX I.D. NUMBER _____ SSN EIN <input type="checkbox"/> <input type="checkbox"/> 26. PATIENT'S ACCOUNT NO. 1234JED 27. ACCEPT ASSIGNMENT? (For govt. disch. see box) <input type="checkbox"/> YES <input type="checkbox"/> NO									
28. TOTAL CHARGE \$ XXX.XX 29. AMOUNT PAID \$ _____ 30. Rev'd for NUCC Use _____										31. SIGNATURE OF PHYSICIAN OR SUPPLIER INCLUDING DEGREES OR CREDENTIALS (I certify that the statements on the reverse apply to this bill and are made a part thereof.) I.M. Provider MMDDCCYY SIGNED _____ DATE _____									
32. SERVICE FACILITY LOCATION INFORMATION										33. BILLING PROVIDER INFO & PH # () I.M. PROVIDER 1 W WILLIAMS ST ANYTOWN WI 55555-1234 a. 022222220 b. ZZ123456789X									

NUCC Instruction Manual available at: www.nucc.org

PLEASE PRINT OR TYPE

APPROVED OMB-0938-1197 FORM 1500 (02-12)

CARRIER
PATIENT AND INSURED INFORMATION
PHYSICIAN OR SUPPLIER INFORMATION

Sample of an Incorrectly Aligned 1500 Health Insurance Claim Form



HEALTH INSURANCE CLAIM FORM

APPROVED BY NATIONAL UNIFORM CLAIM COMMITTEE (NUCC) 02/12

CARRIER

PATIENT AND INSURED INFORMATION

PHYSICIAN OR SUPPLIER INFORMATION

<input type="checkbox"/> PICA <input type="checkbox"/> PICA														
1. MEDICARE <input type="checkbox"/> MEDICAID <input checked="" type="checkbox"/> TRICARE <input type="checkbox"/> CHAMPVA <input type="checkbox"/> GROUP HEALTH PLAN <input type="checkbox"/> FECA <input type="checkbox"/> OTHER <input type="checkbox"/> <small>(Medicare) (Medicaid) (IDA/DoDI) (Member ID#) (RDR) (RDR) (RDR)</small>					1a. INSURED'S I.D. NUMBER (For Program in Item 1) 1234567890									
2. PATIENT'S NAME (Last Name, First Name, Middle Initial) MEMBER, IM A					3. PATIENT'S BIRTH DATE MM DD YY					4. INSURED'S NAME (Last Name, First Name, Middle Initial) SAME				
5. PATIENT'S ADDRESS (No., Street) 609 WILLOW ST					6. PATIENT RELATIONSHIP TO INSURED Self <input type="checkbox"/> Spouse <input type="checkbox"/> Child <input type="checkbox"/> Other <input type="checkbox"/>					7. INSURED'S ADDRESS (No., Street)				
CITY ANYTOWN			STATE WI		8. RESERVED FOR NUCC USE					CITY				
ZIP CODE 55555			TELEPHONE (Include Area Code) () 444-444-4444		10. IS PATIENT'S CONDITION RELATED TO:					11. INSURED'S POLICY GROUP OR FECA NUMBER				
9. OTHER INSURED'S NAME (Last Name, First Name, Middle Initial)					a. EMPLOYMENT? (Current or Previous) <input type="checkbox"/> YES <input type="checkbox"/> NO					a. INSURED'S DATE OF BIRTH MM DD YY				
a. OTHER INSURED'S POLICY OR GROUP NUMBER					b. AUTO ACCIDENT? <input type="checkbox"/> YES <input type="checkbox"/> NO					b. OTHER CLAIM ID (Designated by NUCC)				
b. RESERVED FOR NUCC USE					c. OTHER ACCIDENT? <input type="checkbox"/> YES <input type="checkbox"/> NO					c. INSURANCE PLAN NAME OR PROGRAM NAME				
c. RESERVED FOR NUCC USE					10d. CLAIM CODES (Designated by NUCC)					d. IS THERE ANOTHER HEALTH BENEFIT PLAN? <input type="checkbox"/> YES <input type="checkbox"/> NO <i>If yes, complete items 9, 9a, and 9c.</i>				
d. INSURANCE PLAN NAME OR PROGRAM NAME					12. PATIENT'S OR AUTHORIZED PERSON'S SIGNATURE I authorize the release of any medical or other information necessary to process this claim. I also request payment of government benefits either to myself or to the party who accepts assignment below.					13. INSURED'S OR AUTHORIZED PERSON'S SIGNATURE I authorize payment of medical benefits to the undersigned physician or supplier for services described below.				
SIGNED _____ DATE _____					SIGNED _____ DATE _____					SIGNED _____ DATE _____				
14. DATE OF CURRENT ILLNESS, INJURY, or PREGNANCY (LMP) MM DD YY					15. OTHER DATE QUAL MM DD YY					16. DATES PATIENT UNABLE TO WORK IN CURRENT OCCUPATION FROM MM DD YY TO MM DD YY				
17. NAME OF REFERRING PROVIDER OR OTHER SOURCE I.M. REFERRING PROVIDER					17a. NPI 011111110					18. HOSPITALIZATION DATES RELATED TO CURRENT SERVICES FROM MM DD YY TO MM DD YY				
19. ADDITIONAL CLAIM INFORMATION (Designated by NUCC)					20. OUTSIDE LAB? <input type="checkbox"/> YES <input type="checkbox"/> NO					\$ CHARGES				
21. DIAGNOSIS OR NATURE OF ILLNESS OR INJURY Relate A-L to service line below (24E) ICD 10d.					22. RESUBMISSION CODE ORIGINAL REF. NO.					23. PRIOR AUTHORIZATION NUMBER				
A. XXX.X B. _____ C. _____ D. _____ E. _____ F. _____ G. _____ H. _____ I. _____ J. _____ K. _____ L. _____					F. \$ CHARGES					G. GATE OUT UNITS H. SPDT (Rank) Per I. ID. DUAL J. RENDERING PROVIDER ID. #				
24. A. DATE(S) OF SERVICE From MM DD YY To MM DD YY B. PLACE OF SERVICE C. EMG D. PROCEDURES, SERVICES, OR SUPPLIES (Explain Unusual Circumstances) CPT+CPCS MODIFIER E. DIAGNOSIS POINTER F. \$ CHARGES G. GATE OUT UNITS H. SPDT (Rank) Per I. ID. DUAL J. RENDERING PROVIDER ID. #					1 MM DD YY XX XXXXX XX X XXX XX 1 NPI					2 NPI				
3 NPI					4 NPI					5 NPI				
6 NPI					25. FEDERAL TAX I.D. NUMBER SSN EIN 1234JED					27. ACCEPT ASSIGNMENT? <input type="checkbox"/> YES <input type="checkbox"/> NO				
26. PATIENT'S ACCOUNT NO.					28. TOTAL CHARGE \$ XXX XX					29. AMOUNT PAID \$				
30. Revid for NUCC Use					31. SIGNATURE OF PHYSICIAN OR SUPPLIER INCLUDING DEGREES OR CREDENTIALS (I certify that the statements on the reverse apply to this bill and are made a part thereof.) I.M. Provider					32. SERVICE FACILITY LOCATION INFORMATION ANYTOWN WI 55555-1234				
SIGNED _____ DATE _____					SIGNED _____ DATE _____					SIGNED _____ DATE _____				

NUCC Instruction Manual available at: www.nucc.org

PLEASE PRINT OR TYPE

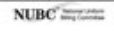
APPROVED UMB-0938-1197 FORM 1500 (02-12)

Sample of a Correctly Aligned UB-04 Claim Form

1 IM BILLING PROVIDER 444 E CLAIREMONT ANYTOWN WI 55555-1234 (444) 444-4444	2	3a PAT CNTL #	4 TYPE OF BILL XXX
5 MED REC # 11 7654321	6 STATEMENT COVERS PERIOD FROM	7 THROUGH	
5 FED TAX NO. 01-2345678	6 MDDCCYY	7 MDDCCYY	
8 PATIENT NAME	9 PATIENT ADDRESS	a ON FILE	
b MEMBER, IM A	c	d	e
10 BIRTHDATE	11 SEX	12 DATE	13 ADMISSION 13 MHI 14 TYPE 15 SRC 16 DHR 17 STAT 18 19 20 21 22 23 24 25 26 27 28 29 ACCT 30 STATE
31 OCCURRENCE DATE	32 OCCURRENCE DATE	33 OCCURRENCE DATE	34 OCCURRENCE DATE
35 OCCURRENCE SPAN FROM	36 OCCURRENCE SPAN THROUGH	37 OCCURRENCE SPAN FROM	38 OCCURRENCE SPAN THROUGH
39	39 CODE	40 VALUE CODES AMOUNT	41 VALUE CODES AMOUNT
42 REV CD	43 DESCRIPTION	44 HCPCS / RATE / HPPS CODE	45 SERV DATE
46 SERV UNITS	47 TOTAL CHARGES	48 NON-COVERED CHARGES	49
XXXX		XXXXX	MMDDYY
1.0	XX XX		
XXXX		XXXXX	MMDDYY
1.0	XX XX		
XXXX		XXXXX	MMDDYY
1.0	XX XX		
PAGE 1 OF 1	CREATION DATE	TOTALS	XXX XX
50 PRYER NAME	51 HEALTH PLAN ID	52 REL INQ	53 PRIOR PAYMENTS
T19 MEDICAID			54 EST. AMOUNT DUE
55 NPI	56 NPI	57 OTHER PFM ID	0111111110
58 INSURED'S NAME	59 PPEL	60 INSURED'S UNIQUE ID	61 GROUP NAME
SAME		1234567890	
62 INSURANCE GROUP NO.	63 TREATMENT AUTHORIZATION CODES	64 DOCUMENT CONTROL NUMBER	65 EMPLOYER NAME
66	67	68	69
XXXX	A	B	C
D	E	F	G
H	I	J	K
L	M	N	O
P	Q	R	S
70 ADMIT DX	71 PATIENT REASON DX	72 PPS CODE	73
74 PRINCIPAL PROCEDURE DATE	75 OTHER PROCEDURE DATE	76 OTHER PROCEDURE DATE	77 OTHER PROCEDURE DATE
78 ATTENDING NPI 0222222220	79 LAST	80 FIRST	81 QUAL
77 OPERATING NPI	78 LAST	79 FIRST	80 QUAL
78 OTHER NPI	79 LAST	80 FIRST	81 QUAL
79 OTHER NPI	80 LAST	81 FIRST	82 QUAL
80 REMARKS	81CC a B3 123456789X	82	83
	b	c	d

UB-04 CMS-1450

APPROVED OMB NO. 0938-0097



As a result of the Medicaid Rate Reform project, ForwardHealth will reduce reimbursement on most claims submitted to ForwardHealth on paper. Most paper claims will be subject up to a \$1.10 reimbursement reduction per claim.

For each claim that a reimbursement reduction was applied, providers will receive an EOB (Explanation of Benefits) to notify them of the payment reduction. For claims with reimbursement reductions, the EOB will state the following, "This claim is eligible for electronic submission. Up to a \$1.10 reduction has been applied to this claim payment."

If a paid claim's total reimbursement amount is less than \$1.10, ForwardHealth will reduce the payment up to a \$1.10. The claim will show on the RA (Remittance Advice) as paid but with a \$0 paid amount.

The reimbursement reduction applies to the following paper claims:

- 1500 Health Insurance Claim Form ((02/12)).
- UB-04 (CMS 1450) Claim Form.
- [Compound Drug Claim \(F-13073 \(07/12\)\)](#) form.
- [Noncompound Drug Claim \(F-13072 \(07/12\)\)](#) form.

Exceptions to Paper Claim Reimbursement Reduction

The reimbursement reduction will not affect the following providers or claims:

- In-state emergency providers.
- Out-of-state providers.
- Medicare crossover claims.
- Any claims that ForwardHealth requires additional supporting information to be submitted on paper. For example:
 - Hysterectomy claims must be submitted along with an [Acknowledgment of Receipt of Hysterectomy Information \(F-01160 \(06/13\)\)](#) form.
 - Sterilization claims must be submitted along with a paper [Consent for Sterilization \(F-01164 \(10/08\)\)](#) form.
 - Claims submitted to Timely Filing appeals must be submitted on paper with a [Timely Filing Appeals Request \(F-13047 \(08/15\)\)](#) form.
 - In certain circumstances, drug claims must be submitted on paper with a [Pharmacy Special Handling Request \(F-13074 \(07/12\)\)](#) form.
 - Claims submitted with four or more NDCs (National Drug Codes) for compound and noncompound drugs with specific and non-specific HCPCS (Healthcare Common Procedure Coding System) procedure codes.

Coordination of Benefits

2

Archive Date:07/01/2016

Coordination of Benefits:Commercial Health Insurance

Topic #18497

Explanation of Medical Benefits Form Requirement

An [Explanation of Medical Benefits \(F-01234 \(11/14\)\)](#) form must be included for each other payer when other health insurance sources (e.g., commercial insurance, Medicare) are indicated on a paper claim or paper adjustment.

Note: ADA (American Dental Association) claims and claim adjustments and compound and noncompound drug claims and claim adjustments are **not** subject to the requirements regarding use of the Explanation of Medical Benefits form.

Paper claims or adjustment requests that have other health insurance indicated may be returned to the provider unprocessed or denied if they are submitted without the Explanation of Medical Benefits form for each other payer. Paper claims or adjustments submitted with incorrect or incomplete Explanation of Medical Benefits forms will also be returned or denied.

Use of the ForwardHealth Explanation of Medical Benefits form is mandatory; providers are required to use an exact copy. ForwardHealth will not accept alternate versions (i.e., retyped or otherwise reformatted) of the Explanation of Medical Benefits form.

The Explanation of Medical Benefits form requirement for paper claims and adjustments is intended to help ensure consistency with electronic claims and adjustments submitted via the ForwardHealth Portal or using an 837 (837 Health Care Claim) transaction (including those submitted using PES (Provider Electronic Solutions) software or through a clearinghouse or software vendor).

The Explanation of Medical Benefits form requirement applies to paper claims and paper adjustments submitted to Wisconsin Medicaid, BadgerCare Plus, SeniorCare, and the WCDP (Wisconsin Chronic Disease Program). Providers are reminded that, except for a few instances, Wisconsin Medicaid, BadgerCare Plus, SeniorCare, and WCDP are payers of last resort for any covered service. Therefore, providers are required to make a reasonable effort to exhaust all other existing health insurance sources before submitting claims to ForwardHealth or to a state-contracted MCO (managed care organization).

Wisconsin Medicaid and BadgerCare Plus are not payers of last resort for members who receive coverage from [certain governmental programs](#). Providers should ask members if they have coverage from these other government programs.

If a member becomes retroactively enrolled in Wisconsin Medicaid or BadgerCare Plus after the provider has already been reimbursed by one of these government programs, the provider may be required to submit the claims to ForwardHealth and refund the payment from the government program.

Ink, Data Alignment, and Quality Standards for Paper Claim Submission

In order for OCR (Optical Character Recognition) software to read paper claim forms accurately, the claim forms must comply with certain ink standards, as well as other data alignment and quality standards. The Explanation of Medical Benefits form will also need to comply with [these standards](#).

Covered and Noncovered Services

3

Archive Date:07/01/2016

Covered and Noncovered Services:Codes

Topic #643

Unlisted Procedure Codes

According to the HCPCS (Healthcare Common Procedure Coding System) code book, if a service is provided that is not accurately described by other HCPCS CPT (Current Procedural Terminology) procedure codes, the service should be reported using an unlisted procedure code.

Before considering using an unlisted, or NOC (not otherwise classified), procedure code, a provider should determine if there is another more specific code that could be indicated to describe the procedure or service being performed/provided. If there is no more specific code available, the provider is required to submit the appropriate documentation, which could include a PA (prior authorization) request, to justify use of the unlisted procedure code and to describe the procedure or service rendered. Submitting the proper documentation, which could include a PA request, may result in more timely claims processing.

Unlisted procedure codes should not be used to request adjusted reimbursement for a procedure for which there is a more specific code available.

Unlisted Codes That Do Not Require Prior Authorization or Additional Supporting Documentation

For a limited group of unlisted procedure codes, ForwardHealth has established specific policies for their use and associated reimbursement. These codes do not require PA or additional documentation to be submitted with the claim. Providers should refer to their service-specific area of the Online Handbook on the ForwardHealth Portal for details about these unlisted codes.

For most unlisted codes, ForwardHealth requires additional documentation.

Unlisted Codes That Require Prior Authorization

Certain unlisted procedure codes require PA. Providers should follow their service-specific PA instructions and documentation requirements for requesting PA. For a list of procedure codes for which ForwardHealth requires PA, refer to the service-specific interactive [maximum allowable fee schedules](#).

In addition to a properly completed PA request, documentation submitted on the service-specific PA attachment or as additional supporting documentation with the PA request should provide the following information:

- Specifically identify or describe the name of the procedure/service being performed or billed under the unlisted code.
- List/justify why other codes are not appropriate.
- Include only relevant documentation.
- Include all required clinical/supporting documentation.

For most situations, once the provider has an approved PA request for the unlisted procedure code, there is no need to submit additional documentation along with the claim.

Unlisted Codes That Do Not Require Prior Authorization

If an unlisted procedure code does not require PA, documentation submitted with the claim to justify use of the unlisted code and

to describe the procedure/service rendered must be sufficient to allow ForwardHealth to determine the nature and scope of the procedure and to determine whether or not the procedure is covered and was medically necessary, as defined in Wisconsin Administrative Code.

The documentation submitted should provide the following information related to the unlisted code:

- Specifically identify or describe the name of the procedure/service being performed or billed under the unlisted code.
- List/justify why other codes are not appropriate.
- Include only relevant documentation.

How to Submit Claims and Related Documentation

Claims including an unlisted procedure code and supporting documentation may be submitted to ForwardHealth in the following ways:

- On paper with supporting information/description included in Item Number 19 of the 1500 Health Insurance Claim Form ((02/12)).
- On paper with supporting documentation submitted on paper. This option should be used if Item Number 19 does not allow enough space for the description or when billing multiple unlisted procedure codes. Providers should indicate "See Attachment" in Item Number 19 of the paper claim and send the supporting documentation along with the paper claim.
- Electronically, either using DDE (Direct Data Entry) through the ForwardHealth Portal, PES (Provider Electronic Solutions) transactions, or 837 Health Care Claim electronic transactions, with supporting documentation included electronically in the Notes field. The Notes field is limited to 80 characters.
- Electronically with an indication that supporting documentation will be submitted separately on paper. This option should be used if the Notes field does not allow enough space for the description or when billing multiple unlisted procedure codes. Providers should indicate "See Attachment" in the Notes field of the electronic transaction and submit the supporting documentation on paper.
- Upload claim attachments via the secure Provider area of the Portal.

Covered Services and Requirements

Topic #479

A Comprehensive Overview

Even though coverage is based on pregnancy, women who are covered for the BadgerCare Plus Prenatal Program are covered for *all* Medicaid-covered services. (They are not limited to pregnancy-related services.)

Postpartum care is reimbursable *only* if provided as part of global obstetric care.

Topic #480

Emergency Services for Non-U.S. Citizens

When enrollment ends for pregnant non-U.S. citizens who are not qualified aliens, they receive coverage for emergency services as defined by [DHS 101.03\(52\)](#), Wis. Admin. Code.

Topic #787

Global Obstetric Care

When submitting claims for women who are enrolled for the BadgerCare Plus Prenatal Program, providers may submit claims for individual services or global obstetric care if appropriate. Providers choosing to submit claims for global obstetric care are required to perform all of the following:

- A minimum of six antepartum visits.
- Vaginal or cesarean delivery.
- The post-delivery hospital visit and a minimum of one postpartum office visit.

If fewer than six antepartum visits have been performed for these women, the provider may *not* be reimbursed for global obstetric care or for postpartum care.

Managed Care

4

Archive Date:07/01/2016

Managed Care: Covered and Noncovered Services

Topic #16197

Care4Kids Program Benefit Package

Covered Services

Members enrolled in the [Care4Kids program](#) are eligible to receive all medically necessary services covered under Wisconsin Medicaid; however, Care4Kids will have the flexibility to provide services in a manner that best meets the unique needs of children in out-of-home care, including streamlining PA (prior authorization) requirements and offering select services in home settings. Members will also be allowed to go to any Medicaid-enrolled provider for emergency medical services or family planning services.

Noncovered Services

The following services are not provided as covered benefits through the Care4Kids program, but can be reimbursed for eligible Medicaid members on a fee-for-service basis:

- Behavioral treatment.
- Chiropractic services.
- CRS (Community Recovery Services).
- CSP (Community Support Programs).
- CCS (Comprehensive Community Services).
- Crisis intervention services.
- Directly observed therapy for individuals with tuberculosis.
- MTM (Medication therapy management).
- NEMT (Non-emergency medical transportation) services.
- Prescription and over-the-counter drugs and diabetic supplies dispensed by the pharmacy.
- [Provider-administered drugs](#) and their administration, and the administration of [Synagis](#).
- SBS (School-based services).
- Targeted case management.

Children's Hospital of Wisconsin will establish working relationships, defined in writing through a memorandum of understanding, with providers of the following services:

- CSP.
- CCS.
- Crisis intervention services.
- SBS.
- Targeted case management services.

Providers of these services must coordinate with Care4Kids to help assure continuity of care, eliminate duplication, and reduce fragmentation of services.

Managed Care Information

Topic #16177

Care4Kids Program Overview

Care4Kids is a health care program for children and youth in out-of-home care in Wisconsin. The Care4Kids program will offer comprehensive, coordinated services that are intended to improve the quality and timeliness of and access to health services for these children.

The Care4Kids program will serve children in out-of-home care placements (other than residential care centers) in Kenosha, Milwaukee, Ozaukee, Racine, Washington, and Waukesha counties. Member participation will be voluntary and enrollment will be allowed to continue for up to 12 months after the child leaves the out-of-home care system, as long as the child remains Medicaid-eligible and resides within one of the six counties.

Care4Kids is required to provide at least the same benefits as those provided under fee-for-service arrangements.

Program Administration

Children's Hospital of Wisconsin is currently the only integrated health system certified by ForwardHealth to administer the Care4Kids program. Children's Hospital of Wisconsin will be responsible for providing or arranging for the provision of all services covered under Medicaid, with a small number of exceptions. The services not included in the Care4Kids program will be reimbursed as fee-for-service benefits. Children's Hospital of Wisconsin's integrated network of health care providers, which includes specialty and primary care physicians and clinics within the Children's Hospital System as well as providers who are participating in CCHP (Children's Community Health Plan), is intended to provide coordinated care and services to meet the individualized needs of each of the children enrolled across multiple disciplines, including physical, behavioral health, and dental care.

Care4Kids will be responsible for providing or arranging for the provision of all medically necessary [services covered](#) by Wisconsin Medicaid to enrollees. Providers are required to be part of the CCHP network to get reimbursed by Care4Kids. Providers interested in being a part of the network should contact CCHP. Out-of-network providers are required to call Care4Kids prior to providing services to a Care4Kids enrollee. In situations where emergency medical services are needed, out-of-network providers are required to contact Care4Kids within 24 hours of providing services.

Member Enrollment Verification

Providers should [verify a member's enrollment](#) before providing services to determine if the member is enrolled in Care4Kids. Members enrolled in Care4Kids will present a ForwardHealth member identification card.

Providers verifying enrollment on the ForwardHealth Portal will see Care4Kids under the MC Program heading in the Managed Care Enrollment panel.

For 271 response transactions, Care4Kids enrollment will be identified in the EB segment of the 2110C loop. Identified by "MC" in the EB01, "HM" in the EB04, and "Care4Kids" in the EB05. The MC provider contact information will be reported in the NM1 (name info), N3 (address info), and PER (telephone numbers) segments within the 2120C loop.

The WiCall AVR (automated voice response) system will identify Care4Kids as the state-contracted managed care program in which the member is enrolled.

Contact Information

Providers can contact CCHP at (800) 482-8010 for the following:

- To become part of the CCHP network.
- For coverage policy and procedure information, including PA (prior authorization) and claim submission guidelines, if they are already a Care4Kids network provider.

Member Information

5

Archive Date:07/01/2016

Member Information: Enrollment Categories

Topic #16677

BadgerCare Plus Benefit Plan Changes

Effective April 1, 2014, all members eligible for BadgerCare Plus were enrolled in the BadgerCare Plus Standard Plan. As a result of this change, the following benefit plans were discontinued:

- BadgerCare Plus Benchmark Plan.
- BadgerCare Plus Core Plan.
- BadgerCare Plus Basic Plan.

Members who are enrolled in the Benchmark Plan or the Core Plan who met new income limits for BadgerCare Plus eligibility were automatically transitioned into the BadgerCare Plus Standard Plan on April 1, 2014. In addition, the last day of BadgerRx Gold program coverage for all existing members was March 31, 2014.

Providers should refer to the [March 2014 Online Handbook archive](#) of the appropriate service area for policy information pertaining to these discontinued benefit plans.

Topic #785

BadgerCare Plus Prenatal Program

As a result of 2005 Wisconsin Act 25, the 2005-07 biennial budget, BadgerCare has expanded coverage to the following individuals:

- Pregnant non-U.S. citizens who are not qualified aliens but meet other eligibility criteria for BadgerCare.
- Pregnant individuals detained by legal process who meet other eligibility criteria for BadgerCare.

The BadgerCare Plus Prenatal Program is designed to provide better birth outcomes.

Women are eligible for all covered services from the first of the month in which their pregnancy is verified or the first of the month in which the application for BadgerCare Plus is filed, whichever is later. Members are enrolled through the last day of the month in which they deliver or the pregnancy ends. Postpartum care is reimbursable *only* if provided as part of global obstetric care. Even though enrollment is based on pregnancy, these women are eligible for *all* covered services. (They are not limited to pregnancy-related services.)

These women are not presumptively eligible. Providers should refer them to the appropriate county/tribal social or human services agency where they can apply for this coverage.

Fee-for-Service

Pregnant non-U.S. citizens who are not qualified aliens and pregnant individuals detained by legal process receive care only on a fee-for-service basis. Providers are required to follow all program requirements (e.g., claim submission procedures, PA (prior authorization) requirements) when providing services to these women.

Emergency Services for Non-U.S. Citizens

When BadgerCare Plus enrollment ends for pregnant non-U.S. citizens who are not qualified aliens, they receive coverage for emergency services. These women receive emergency coverage for 60 days after the pregnancy ends; this coverage continues through the end of the month in which the 60th day falls (e.g., a woman who delivers on June 20, 2006, would be enrolled through the end of August 2006).

Topic #18777

Real-Time Eligibility Determinations


ForwardHealth may complete real-time eligibility determinations for BadgerCare Plus and/or Family Planning Only Services applicants who meet pre-screening criteria and whose reported information can be verified in real time while applying in [ACCESS Apply for Benefits](#). Once an applicant is determined eligible through the real-time eligibility process, the member is considered eligible for BadgerCare Plus and/or Family Planning Only Services and will be enrolled for 12 months, unless changes affecting eligibility occur before the 12-month period ends.

Members will receive a temporary ID card for BadgerCare Plus and/or Family Planning Only Services. The temporary ID card will be valid for the dates listed on the card and will allow the applicant and/or household members to get immediate health care or pharmacy services. Each approved applicant will get his or her own card, and each card will include the member's ForwardHealth ID number.


Enrollment Verification

Providers should note that while the temporary ID card can be printed immediately and used for ForwardHealth-covered services, providers will not be able to check eligibility information via Wisconsin's EVS (Enrollment Verification System) immediately. It will take up to 72 hours for providers to check a member's eligibility via the EVS. The temporary ID card will include the date and time by which providers will be able to verify eligibility using the EVS. If a member presents a temporary ID card prior to that date and time, **the provider is still required to provide services**, even if eligibility cannot be verified. If a member presents a temporary ID card after that date and time, the provider should verify eligibility using the EVS. Samples of the [Temporary Identification Card for BadgerCare Plus](#) and [Temporary Identification Card for Family Planning Only Services](#) are available.

Sample Temporary Identification Card for Badger Care Plus

<p>To the Provider The individual listed on this card has been enrolled in BadgerCare Plus. This card entitles the listed individual(s) to receive health care services, including pharmacy services, through BadgerCare Plus from any enrolled BadgerCare Plus / Medicaid provider. For additional information, call Provider Services at (800) 947-9627 or see the online Provider Handbook.</p> <p>Note: It is important to provide services when this card is presented. Providers who render services based on the enrollment dates on this card will receive payment for those services, as long as other reimbursement requirements are met. All policies regarding covered services apply for these individuals, including the prohibition against billing members. Refer to the online Provider Handbook for further information regarding this temporary ID card. Providers are encouraged to keep a photocopy of this card. If the name on this card is followed by the words "Pending Assignment", the Member ID will be assigned within one business day; the card is still valid.</p>	<div style="text-align: center;"> <p>WISCONSIN DEPARTMENT OF HEALTH SERVICES</p> <p>TEMPORARY IDENTIFICATION CARD FOR BADGERCARE PLUS</p>  </div> <table style="width: 100%; margin-top: 10px;"> <thead> <tr> <th style="text-align: left;">Name</th> <th style="text-align: left;">Program</th> <th style="text-align: left;">ID Number</th> </tr> </thead> <tbody> <tr> <td>Ima Member DOB: 09/01/1984</td> <td>BadgerCare Plus</td> <td>0987654321</td> </tr> </tbody> </table> <p>This card is valid from September 01, 2015 to September 30, 2015.</p> <p>This individual's eligibility may not appear in the ForwardHealth Portal before 8 a.m. on 09/08/2015. If this card is presented prior to this date, the provider should honor the individuals coverage and provide services based on good faith policies outlined in the Provider Handbook.</p> <p>For services provided as of 8 a.m. on 09/08/2015, eligibility should be verified through the ForwardHealth Portal prior to providing services.</p>	Name	Program	ID Number	Ima Member DOB: 09/01/1984	BadgerCare Plus	0987654321
Name	Program	ID Number					
Ima Member DOB: 09/01/1984	BadgerCare Plus	0987654321					

Sample Temporary Identification Card for Family Planning Only Services

<p>To the Provider</p> <p>The individual listed on this card has been enrolled in Family Planning Only Services. This card entitles the listed individual(s) to receive health care services, including pharmacy services, through Family Planning Only Services from any enrolled Family Planning Only Services provider. For additional information, call Provider Services at (800) 947-9627 or see the online Provider Handbook.</p> <p>Note:</p> <p>It is important to provide services when this card is presented. Providers who render services based on the enrollment dates on this card will receive payment for those services, as long as other reimbursement requirements are met. All policies regarding covered services apply for these individuals, including the prohibition against billing members. Refer to the online Provider Handbook for further information regarding this temporary ID card. Providers are encouraged to keep a photocopy of this card. If the name on this card is followed by the words "Pending Assignment", the Member ID will be assigned within one business day; the card is still valid.</p>	<div style="text-align: center;">  <p>WISCONSIN DEPARTMENT OF HEALTH SERVICES</p> <p>TEMPORARY IDENTIFICATION CARD FOR FAMILY PLANNING ONLY SERVICES</p> </div> <table style="width: 100%; margin-top: 10px;"> <thead> <tr> <th style="text-align: left;">Name:</th> <th style="text-align: left;">Program</th> <th style="text-align: left;">ID Number</th> </tr> </thead> <tbody> <tr> <td>Ima Member DOB: 09/01/1984</td> <td>Family Planning Only Services</td> <td>0987654321</td> </tr> </tbody> </table> <p style="margin-top: 10px;">This card is valid from September 01, 2015 to September 30, 2015.</p> <p>This individual's eligibility may not appear in the ForwardHealth Portal before 8 a.m. on 09/08/2015. If this card is presented prior to this date, the provider should honor the individuals coverage and provide services based on good faith policies outlined in the Provider Handbook.</p> <p>For services provided as of 8 a.m. on 09/08/2015, eligibility should be verified through the ForwardHealth Portal prior to providing services.</p>	Name:	Program	ID Number	Ima Member DOB: 09/01/1984	Family Planning Only Services	0987654321
Name:	Program	ID Number					
Ima Member DOB: 09/01/1984	Family Planning Only Services	0987654321					

Enrollment Verification

Topic #786

Verifying Enrollment

Women who enroll for the BadgerCare Plus Prenatal Program are established on Wisconsin's EVS (Enrollment Verification System). When verifying enrollment for these women, the EVS indicates that they are enrolled for all Medicaid-covered services.

When verifying enrollment for non-U.S. citizens who are enrolled only for emergency services, the EVS indicates that the woman is enrolled only for emergency services.

Identification Cards

Topic #868

ForwardHealth Cards

Women who enroll for the BadgerCare Plus Prenatal Program receive a ForwardHealth card after coverage is established.

Provider Enrollment and Ongoing Responsibilities

6

Archive Date:07/01/2016

Provider Enrollment and Ongoing Responsibilities:Documentation

Topic #6277

1099 Miscellaneous Forms

ForwardHealth generates the 1099 Miscellaneous form in January of each year for earnings greater than \$600.00, per IRS (Internal Revenue Service) regulations. One 1099 Miscellaneous form per financial payer and per tax identification number is generated, regardless of how many provider IDs or NPIs (National Provider Identifier) share the same tax identification number. For example, a provider who conducts business with both Medicaid and WCDP (Wisconsin Chronic Disease Program) will receive separate 1099 Miscellaneous forms for each program.

The 1099 Miscellaneous forms are sent to the address designated as the "1099 mailing address."

Topic #16157

Policy Requirements for Use of Electronic Signatures on Electronic Health Records

For ForwardHealth policy areas where a signature is required, electronic signatures are acceptable as long as the signature meets the requirements. When ForwardHealth policy specifically states that a handwritten signature is required, an electronic signature will not be accepted. When ForwardHealth policy specifically states that a written signature is required, an electronic signature will be accepted.

Reimbursement for services paid to providers who do not meet all electronic signature requirements may be subject to recoupment.

Electronic Signature Definition

An electronic signature, as stated in s. [137.11\(8\)](#), Wis. Stats., is "an electronic sound, symbol, or process attached to or logically associated with a record and executed or adopted by a person with the intent to sign the record."

Some examples include:

- Typed name (performer may type his or her complete name).
- Number (performer may type a number unique to him or her).
- Initials (performer may type initials unique to him or her).

All examples above must also meet all of the electronic signature requirements.

Benefits of Using Electronic Signatures

The use of electronic signatures will allow providers to:

- Save time by streamlining the document signing process.

- Reduce the costs of postage and mailing materials.
- Maintain the integrity of the data submitted.
- Increase security to aid in non-repudiation.

Electronic Signature Requirements

By following the general electronic signature requirements below, the use of electronic signatures provides a secure alternative to written signatures. These requirements align with HIPAA (Health Insurance Portability and Accountability Act of 1996) Privacy Rule guidelines.

General Requirements

When using an electronic signature, all of the following requirements must be met:

- The electronic signature must be under the sole control of the rendering provider. Only the rendering provider or designee has the authority to use the rendering provider's electronic signature. Providers are required to maintain documentation that shows the electronic signature that belongs to each rendering provider if a numbering or initial system is used (e.g., what number is assigned to a specific rendering provider). This documentation must be kept confidential.
- The provider is required to have current policies and procedures regarding the use of electronic signatures. The DHS (Department of Health Services) recommends the provider conduct an annual review of policies and procedures with those using electronic signatures to promote ongoing compliance and to address any changes in the policies and procedures.
- The provider is required to conduct or review a security risk analysis in accordance with the requirements under 45 CFR s. 164.308(a)(1).
- The provider is required to implement security updates as necessary and correct identified security deficiencies as part of its risk management process.
- The provider is required to establish administrative, technical, and physical safeguards in compliance with the HIPAA Security Rule.

Electronic Health Record Signature Requirements

An EHR (electronic health record) that utilizes electronic signatures must meet the following requirements:

- The certification and standard criteria defined in the Health Information Technology Initial Set of Standards, Implementation Specifications, Certification Criteria for Electronic Health Record Technology Final Rule (45 CFR Part 170) and any revisions including, but not limited to, the following:
 - Assign a unique name and/or number for identifying, tracking user identity, and establishing controls that permit only authorized users to access electronic health information.
 - Record actions related to electronic health information according to the standard set forth in 45 CFR s. 170.210(b).
 - Enable a user to generate an audit log for a specific time period. The audit log must also have the ability to sort entries according to any of the elements specified in the standard 45 CFR s. 170.210(b).
 - Verify that a person or entity seeking access to electronic health information is the one claimed and is authorized to access such information.
 - Record the date, time, patient identification, and user identification when electronic health information is created, modified, accessed, or deleted. An indication of which action(s) occurred and by whom must also be recorded.
 - Use a hashing algorithm with a security strength equal to or greater than SHA-1 (Secure Hash Algorithm 1) as specified by the NIST (National Institute of Standards and Technology) in FIPS PUB 180-3 (October 2008) to verify that electronic health information has not been altered. (Providers unsure whether or not they meet this guideline should contact their IT (Information Technology) and/or security/privacy analyst.)
- Ensure the EHR provides:
 - Nonrepudiation — assurance that the signer cannot deny signing the document in the future.
 - User authentication — verification of the signer's identity at the time the signature was generated.
 - Integrity of electronically signed documents — retention of data so that each record can be authenticated and attributed to the signer.

- Message integrity — certainty that the document has not been altered since it was signed.
- Capability to convert electronic documents to paper copy — the paper copy must indicate the name of the individual who electronically signed the form as well as the date electronically signed.
- Ensure electronically signed records created by the EHR have the same back-up and record retention requirements as paper records.

Ongoing Responsibilities

Topic #696

Newborn Enrollment

Children born to women who are eligible for the BadgerCare Plus Prenatal Program do not qualify for continuous newborn enrollment. The Newborn Report form should not be submitted to ForwardHealth. Providers should refer the woman to her county/tribal social or human services agency so the agency can assist her in obtaining health care coverage for her child.

Topic #15157

Recovery Audit Contractor Audits

The ACA (Affordable Care Act) requires states to establish an RAC (Recovery Audit Contractor) program to enable the auditing of Medicaid claim payments to providers. In Wisconsin, the RAC will audit claim payments from Wisconsin Medicaid and BadgerCare Plus. The Wisconsin DHS (Department of Health Services) has awarded the contract to HMS (Health Management Systems, Inc.) as the RAC for the state of Wisconsin.

Note: The RAC will not audit claims submitted for Family Planning Only Services, SeniorCare, WCDP (Wisconsin Chronic Disease Program), the WWWP (Wisconsin Well Woman Program), and ADAP (Wisconsin AIDS Drug Assistance Program).

The overall goal of the RAC program is to identify and decrease improper payments. The audits will ensure that payments are for services covered under the programs in which the member was enrolled and that the services were actually provided and properly billed and documented. The audits are being conducted under Generally Accepted Government Auditing Standards.

Providers will be selected for audits based on data analysis by the RAC and referrals by state agencies. The RAC will ensure that its audits neither duplicate state audits of the same providers nor interfere with potential law enforcement investigations.

Providers who receive a notification regarding an audit should follow the instructions as outlined in the notification within the requested time frames.

Affected Providers

Any provider may be audited, including, but not limited to, fee-for-service providers, institutional and non-institutional providers, as well as managed care entities.

Additional Information

Any questions regarding the RAC program should be directed to HMS at (800) 310-0865. Refer to the [RAC Web site](#) for additional information regarding HMS RAC activities.

Provider Enrollment

Topic #3969

Categories of Enrollment

Wisconsin Medicaid enrolls providers in three billing categories. Each billing category has specific designated uses and restrictions. These categories include the following:

- Billing/rendering provider.
- Rendering-only provider.
- Billing-only provider (including group billing).

Providers should refer to the service-specific information in the Online Handbook or the Information for Specific Provider Types page on the [Provider Enrollment Information home page](#) to identify which category of enrollment is applicable.

Billing/Rendering Provider

Enrollment as a billing/rendering provider allows providers to identify themselves on claims (and other forms) as either the provider billing for the services or the provider rendering the services.

Rendering-Only Provider

Enrollment as a rendering-only provider is given to those providers who practice under the professional supervision of another provider (e.g., physician assistants). Providers with a rendering provider enrollment cannot submit claims to ForwardHealth directly, but they have reimbursement rates established for their provider type. Claims for services provided by a rendering provider must include the supervising provider or group provider as the billing provider.

Billing-Only Provider (Including Group Billing)

Enrollment as a billing-only provider is given to certain provider types when a separate rendering provider is required on claims.

Group Billing

Groups of individual practitioners are enrolled as billing-only providers as an accounting convenience. This allows the group to receive one reimbursement, one RA (Remittance Advice), and the 835 (835 Health Care Claim Payment/Advice) transaction for covered services rendered by individual practitioners within the group.

Providers may not have more than one group practice enrolled in Wisconsin Medicaid with the same ZIP+4 code address, NPI (National Provider Identifier), and taxonomy code combination. Provider group practices located at the same ZIP+4 code address are required to differentiate their enrollment using an NPI or taxonomy code that uniquely identifies each group practice.

Individual practitioners within group practices are required to be Medicaid-enrolled because these groups are required to identify the provider who rendered the service on claims. Claims indicating these group billing providers that are submitted without a rendering provider are denied.

Provider Numbers

Topic #3421

Provider Identification

Health Care Providers

Health care providers are required to indicate an NPI (National Provider Identifier) on enrollment applications and electronic and paper transactions submitted to ForwardHealth.

The NPI is a 10-digit number obtained through the NPPES (National Plan and Provider Enumeration System).

Providers should ensure that they have obtained an appropriate NPI prior to beginning their enrollment application. There are two kinds of NPIs:

- Entity Type 1 NPIs are for individuals who provide health care, such as physicians, dentists, and chiropractors.
- Entity Type 2 NPIs are for organizations that provide health care, such as hospitals, group practices, pharmacies, and home health agencies.

It is possible for a provider to qualify for both Entity Type 1 and Entity Type 2 NPIs. For example, an individual physical therapist may also be the owner of a therapy group that is a corporation and have two Wisconsin Medicaid enrollments — one enrollment as an individual physical therapist and the other enrollment as the physical therapy group. A Type 1 NPI for the individual enrollment and a Type 2 NPI for the group enrollment are required.

NPIs and classifications may be viewed on the [NPPES Web site](#). The [CMS \(Centers for Medicare and Medicaid Services\) Web site](#) includes more information on Type 1 and Type 2 NPIs.

Health care providers who are federally required to have an NPI are responsible for obtaining the appropriate certification for their NPI.

Non-healthcare Providers

Non-healthcare providers, such as SMV (specialized medical vehicle) providers, personal care agencies, and blood banks, are exempt from federal NPI requirements. Providers exempt from federal NPI requirements are assigned a Medicaid provider number once their enrollment application is accepted; they are required to indicate this Medicaid provider number on electronic and paper transactions submitted to ForwardHealth.

Topic #5096

Taxonomy Codes

Taxonomy codes are standard code sets used to provide information about provider type and specialty for the provider's enrollment. ForwardHealth uses taxonomy codes as additional data for correctly matching the NPI (National Provider Identifier) to the provider file.

Providers are required to use a taxonomy code when the NPI reported to ForwardHealth corresponds to multiple enrollments and the provider's practice location ZIP+4 code does not uniquely identify the provider.

Providers are allowed to report multiple taxonomy codes to ForwardHealth as long as the codes accurately describe the provider type and specialty for the provider's enrollment. When doing business with ForwardHealth, providers may use any one of the reported codes. Providers who report multiple taxonomy codes will be required to designate one of the codes as the primary taxonomy code; ForwardHealth will use this primary code for identification purposes.

Providers who wish to change their taxonomy code or add additional taxonomy codes may do so using the [demographic maintenance tool](#). Most taxonomy code changes entered through the demographic maintenance tool will take effect in real time; providers may use the new codes immediately on transactions.

Omission of a taxonomy code when it is required as additional data to identify the provider will cause claims and other transactions to be denied or delayed in processing.

Note: Taxonomy codes do not change provider enrollment or affect reimbursement terms.

Resources

7

Archive Date:07/01/2016

Resources:Contact Information

Topic #4456

Resources Reference Guide

The [Provider Services and Resources Reference Guide](#) lists services and resources available to providers and members with contact information and hours of availability.

Provider Services and Resources Reference Guide

The Provider Services and Resources Reference Guide lists services and resources available to providers and members with contact information and hours of availability.

ForwardHealth Portal	www.forwardhealth.wi.gov/	24 hours a day, seven days a week
Public and secure access to ForwardHealth information with direct link to contact Provider Services for up-to-date access to ForwardHealth programs information, including publications, fee schedules, and forms.		
WiCall Automated Voice Response System	(800) 947-3544	24 hours a day, seven days a week
WiCall, the ForwardHealth Automated Voice Response system, provides responses to the following inquiries:		
<ul style="list-style-type: none"> • Checkwrite. • Claim status. • Prior authorization. • Member enrollment. 		
ForwardHealth Provider Services Call Center	(800) 947-9627	Monday through Friday, 7:00 a.m. to 6:00 p.m. (Central Standard Time)*
To assist providers in the following programs:		
<ul style="list-style-type: none"> • BadgerCare Plus. • Medicaid. • SeniorCare. • Wisconsin Well Woman Medicaid. • Wisconsin Chronic Disease Program (WCDP). • Wisconsin Well Woman Program (WWWP). • Wisconsin Medicaid and BadgerCare Plus Managed Care Programs. 		
ForwardHealth Portal Helpdesk	(866) 908-1363	Monday through Friday, 8:30 a.m. to 4:30 p.m. (Central Standard Time)*
To assist providers and trading partners with technical questions regarding Portal functions and capabilities, including Portal accounts, registrations, passwords, and submissions through the Portal.		
Electronic Data Interchange Helpdesk	(866) 416-4979	Monday through Friday, 8:30 a.m. to 4:30 p.m. (Central Standard Time)*
For providers, trading partners, billing services, and clearinghouses with technical questions about the following:		
<ul style="list-style-type: none"> • Electronic transactions. • Companion documents. • Provider Electronic Solutions (PES) software. 		
Managed Care Ombudsman Program	(800) 760-0001	Monday through Friday, 7:00 a.m. to 6:00 p.m. (Central Standard Time)*
To assist managed care enrollees with questions about enrollment, rights, responsibilities, and general managed care information.		
Member Services	(800) 362-3002	Monday through Friday, 8:00 a.m. to 6:00 p.m. (Central Standard Time)*
To assist ForwardHealth members or persons calling on behalf of members with program information and requirements, enrollment, finding certified providers, and resolving concerns.		
Wisconsin AIDS Drug Assistance Program (ADAP)	(800) 991-5532	Monday through Friday, 8:00 a.m. to 4:30 p.m. (Central Standard Time)*
To assist ADAP providers and members, or persons calling on behalf of members, with program information and requirements, enrollment, finding enrolled providers, and resolving concerns.		

*With the exception of state-observed holidays.

Electronic Data Interchange

Topic #461

Electronic Data Interchange Helpdesk

The [EDI \(Electronic Data Interchange\) Helpdesk](#) assists anyone interested in becoming a trading partner with getting started and provides ongoing support pertaining to electronic transactions. Providers, billing services, and clearinghouses are encouraged to contact the EDI Helpdesk for test packets and/or technical questions.

Providers with policy questions should call [Provider Services](#).

Enrollment Verification

Topic #469

An Overview

Providers should always verify a member's enrollment before providing services, both to determine enrollment for the current date (since a member's enrollment status may change) and to discover any limitations to the member's coverage. Each enrollment verification method allows providers to verify the following prior to services being rendered:

- A member's enrollment in a ForwardHealth program(s).
- State-contracted MCO (managed care organization) enrollment.
- Medicare enrollment.
- Limited benefits categories.
- Any other commercial health insurance coverage.
- Exemption from copayments for BadgerCare Plus members.

Topic #4903

Copayment Information

If a member is enrolled in BadgerCare Plus or Wisconsin Medicaid and is exempt from paying copayments for services, providers will receive the following response to an enrollment query from all methods of enrollment verification:

- The name of the benefit plan.
- The member's enrollment dates.
- The message, "No Copay."

If a member is enrolled in BadgerCare Plus, Medicaid, or SeniorCare and is required to pay a copayment, the provider will be given the name of the benefit plan in which the member is enrolled and the member's enrollment dates for the benefit plan only.

Topic #4901

Enrollment Verification on the Portal

The secure ForwardHealth Portal offers real-time member enrollment verification for all ForwardHealth programs. Providers will be able to use this tool to determine:

- The benefit plan(s) in which the member is enrolled.
- If the member is enrolled in a state-contracted managed care program (for Medicaid and BadgerCare Plus members).
- If the member has any other coverage, such as Medicare or commercial health insurance.
- If the member is exempted from copayments (BadgerCare Plus members only).

To access enrollment verification via the ForwardHealth Portal, providers will need to do the following:

- Go to the ForwardHealth Portal.
- Establish a provider account.

- Log into the secure Portal.
- Click on the menu item for enrollment verification.

Providers will receive a unique transaction number for each enrollment verification inquiry. Providers may access a history of their enrollment inquiries using the Portal, which will list the date the inquiry was made and the enrollment information that was given on the date that the inquiry was made. For a more permanent record of inquiries, providers are advised to use the "print screen" function to save a paper copy of enrollment verification inquiries for their records or document the transaction number at the beginning of the response, for tracking or research purposes. This feature allows providers to access enrollment verification history when researching claim denials due to enrollment issues.

The Provider Portal is available 24 hours a day, seven days a week.

Topic #4900

Entering Dates of Service

Enrollment information is provided based on a "From" DOS (date of service) and a "To" DOS that the provider enters when making the enrollment inquiry. For enrollment inquiries, a "From" DOS is the earliest date for which the provider is requesting enrollment information and the "To" DOS is the latest date for which the provider is requesting enrollment information.

Providers should use the following guidelines for entering DOS when verifying enrollment for Wisconsin Medicaid, BadgerCare Plus, SeniorCare, or WCDP (Wisconsin Chronic Disease Program) members:

- The "From" DOS is the earliest date the provider requires enrollment information.
- The "To" DOS must be within 365 days of the "From" DOS.
- If the date of the request is prior to the 20th of the current month, then providers may enter a "From" DOS and "To" DOS up to the end of the current calendar month.
- If the date of the request is on or after the 20th of the current month, then providers may enter a "From" DOS and "To" DOS up to the end of the following calendar month.

For example, if the date of the request was November 15, 2008, the provider could request dates up to and including November 30, 2008. If the date of the request was November 25, 2008, the provider could request dates up to and including December 31, 2008.

Topic #4899

Member Identification Card Does Not Guarantee Enrollment

Most members receive a member identification card, but possession of a program identification card does not guarantee enrollment. Periodically, members may become ineligible for enrollment, only to re-enroll at a later date. Members are told to keep their cards even though they may have gaps in enrollment periods. It is possible that a member will present a card when he or she is not enrolled; therefore, it is essential that providers verify enrollment before providing services. To reduce claim denials, it is important that providers verify the following information prior to each DOS (date of service) that services are provided:

- If a member is enrolled in any ForwardHealth program, including benefit plan limitations.
- If a member is enrolled in a managed care organization.
- If a member is in primary provider lock-in status.
- If a member has Medicare or other insurance coverage.

Topic #4898

Responses Are Based on Financial Payer

When making an enrollment inquiry through Wisconsin's EVS (Enrollment Verification System), the returned response will provide information on the member's enrollment in benefit plans based on financial payers.

There are three financial payers under ForwardHealth:

- Medicaid (Medicaid is the financial payer for Wisconsin Medicaid, BadgerCare Plus, and SeniorCare).
- WCDP (Wisconsin Chronic Disease Program).
- WWWP (Wisconsin Well Woman Program).

Within each financial payer are benefit plans. Each member is enrolled under at least one of the three financial payers, and under each financial payer, is enrolled in at least one benefit plan. An individual member may be enrolled under more than one financial payer. (For instance, a member with chronic renal disease may have health care coverage under the BadgerCare Plus Standard Plan and the WCDP chronic renal disease program. The member is enrolled under two financial payers, Medicaid and WCDP.) Alternatively, a member may have multiple benefits under a single financial payer. (For example, a member may be covered by the TB-Only (Tuberculosis-Related Services Only) Benefit and Family Planning Only Services at the same time, both of which are administered by Medicaid.)

Portal

Topic #5157

Cost Share Reports for Long-Term Managed Care Organizations

Individual cost share reports for long-term care MCOs (managed care organizations) that provide Family Care, Family Care Partnership, and PACE (Program of All-Inclusive Care for the Elderly) services are available via the secure area of the ForwardHealth Portal and can be downloaded as an Excel file.

Topic #4345

Creating a Provider Account

Each provider needs to designate one individual as an administrator of the ForwardHealth Portal account. This user establishes the administrative account once his or her PIN (personal identification number) is received. The administrative user is responsible for this provider account and is able to add accounts for other users (clerks) within his or her organization and assign security roles to clerks that have been established. To establish an administrative account after receiving a PIN, the administrative user is required to follow these steps:

1. Go to the ForwardHealth Portal.
2. Click the **Providers** button.
3. Click **Logging in for the first time?**.
4. Enter the Login ID and PIN. The Login ID is the provider's NPI (National Provider Identifier) or provider number.
5. Click **Setup Account**.
6. At the Account Setup screen, enter the user's information in the required fields.
7. Read the security agreement and click the checkbox to indicate agreement with its contents.
8. Click **Submit** when complete.

Once in the secure Provider area of the Portal, the provider may conduct business online with ForwardHealth via a secure connection. Providers may also perform the following administrative functions from the Provider area of the Portal:

- Establish accounts and define access levels for clerks.
- Add other organizations to the account.
- Switch organizations.

Refer to the Account User Guide on the [Portal User Guides page](#) of the Portal for more detailed instructions on performing these functions.

Topic #4340

Designating a Trading Partner to Receive 835 Health Care Claim Payment/Advice Transactions

Providers must designate a trading partner to receive their 835 (835 Health Care Claim Payment/Advice) transaction for

ForwardHealth interChange.

Providers who wish to submit their [835](#) designation via the Portal are required to create and establish a provider account to have access to the secure area of the Portal.

To designate a trading partner to receive 835 transactions, providers must first complete the following steps:

- Access the Portal and log into their secure account by clicking the Provider link/button.
- Click on the Designate 835 Receiver link on the right-hand side of the secure home page.
- Enter the identification number of the trading partner that is to receive the 835 in the Trading Partner ID field.
- Click Save.

Providers who are unable to use the Portal to designate a trading partner to receive 835 transactions may call the [EDI \(Electronic Data Interchange\) Helpdesk](#) or submit a [paper \(Trading Partner 835 Designation, F-13393 \(07/12\)\)](#) form.

Topic #4338

ForwardHealth Portal

Providers, members, trading partners, managed care programs, and partners have access to public *and* secure information through the ForwardHealth Portal.

The Portal has the following areas:

- Providers (public and secure).
- Trading Partners.
- Members.
- MCO (managed care organization).
- Partners.

The secure Portal allows providers to conduct business and exchange electronic transactions with ForwardHealth. The public Portal contains general information accessible to all users. Members can access general health care program information and apply for benefits [online](#).

Topic #4441

ForwardHealth Portal Helpdesk

Providers and trading partners may call the [ForwardHealth Portal Helpdesk](#) with technical questions on Portal functions, including their Portal accounts, registrations, passwords, and submissions through the Portal.

Topic #4451

Inquiries to ForwardHealth Via the Portal

Providers are able to contact Provider Services through the ForwardHealth Portal by clicking the [Contact](#) link and entering the relevant inquiry information, including selecting the preferred method of response (i.e., telephone call or e-mail). Provider Services will respond to the inquiry by the preferred method of response indicated within five business days.

Topic #4400

Internet Connection Speed

ForwardHealth recommends providers have an Internet connection that will provide an upload speed of at least 768 Kbps and a download speed of at least 128 Kbps in order to efficiently conduct business with ForwardHealth via the Portal.

For [PES \(Provider Electronic Solutions\)](#) users, ForwardHealth recommends an Internet connection that will provide a download speed of at least 128 Kbps for downloading PES software and software updates from the Portal.

These download speeds are generally not available through a dial-up connection.

Topic #4351

Logging in to the Provider Area of the Portal

Once an administrative user's or other user's account is set up, he or she may log in to the Provider area of the ForwardHealth Portal to conduct business. To log in, the user is required to click the "Provider" link or button, then enter his or her username and password and click "Go" in the Login to Secure Site box at the right side of the screen.

Topic #4743

Managed Care Organization Portal

Information and Functions Through the Portal

The [MCO \(managed care organization\) area](#) of the ForwardHealth Portal allows state-contracted MCOs to conduct business with ForwardHealth. The Public MCO page offers easy access to key MCO information and Web tools. A log-in is required to access the secure area of the Portal to submit or retrieve account and member information which may be sensitive.

The following information is available through the Portal:

- Listing of all Medicaid-enrolled providers.
- Coordination of Benefits Extract/Insurance Carrier Master List information updated quarterly.
- Data Warehouse, which is linked from the Portal to Business Objects. The Business Objects function allows for access to MCO data for long term care MCOs.
- Electronic messages.
- Enrollment verification by entering a member ID or SSN (Social Security number) with date of birth and a "from DOS (date of service)" and a "to DOS" range. A transaction number is assigned to track the request.
- Member search function for retrieving member information such as medical status code, and managed care and Medicare information.
- Provider search function for retrieving provider information such as address, telephone number, provider ID, taxonomy code (if applicable), and provider type and specialty.
- HealthCheck information.
- MCO contact information.
- Technical contact information. Entries may be added via the Portal.

Topic #5158

Managed Care Organization Portal Reports

The following reports are generated to MCOs (managed care organizations) through their account on the ForwardHealth MCO Portal:

- Capitation Payment Listing Report.
- Cost Share Report (long-term MCOs only).
- Enrollment Reports.

MCOs are required to establish a Portal account in order to receive reports from ForwardHealth.

Capitation Payment Listing Report

The Capitation Payment Listing Report provides "payee" MCOs with a detailed listing of the members for whom they receive capitation payments. ForwardHealth interChange creates adjustment transaction information weekly and regular capitation transaction information monthly. The weekly batch report includes regular and adjustment capitation transactions. MCOs have the option of receiving both the Capitation Payment Listing Report and the 820 Payroll Deducted and Other Group Premium Payment for Insurance Products transactions.

Initial Enrollment Roster Report

The Initial Enrollment Roster Report is generated according to the annual schedules detailing the number of new and continuing members enrolled in the MCO and those disenrolled before the next enrollment month.

Final Enrollment Roster Report

The Final Enrollment Roster Report is generated the last business day of each month and includes members who have had a change in status since the initial report and new members who were enrolled after the Initial Enrollment Roster Report was generated.

Other Reports

Additional reports are available for BadgerCare Plus HMOs, SSI HMOs, and long-term MCOs. Some are available via the Portal and some in the secure FTP (file transfer protocol).

Topic #4744

Members ForwardHealth Portal

Members can access ForwardHealth information by going to the ForwardHealth Portal. Members can search through a directory of providers by entering a ZIP code, city, or county. Members can also access all member-related ForwardHealth applications and forms. Members can use [ACCESS](#) to check availability, apply for benefits, check current benefits, and report any changes.

Topic #4344

Obtaining a Personal Identification Number

To establish an account on the ForwardHealth Portal, providers are required to obtain a PIN (personal identification number). The PIN is a unique, nine-digit number assigned by ForwardHealth interChange for the sole purpose of allowing a provider to establish a Portal account. It is used in conjunction with the provider's login ID. Once the Portal account is established, the

provider will be prompted to create a username and password for the account, which will subsequently be used to log in to the Portal.

Note: The PIN used to create the provider's Portal account is not the same PIN used for revalidation. Providers will receive a separate PIN for revalidation.

A provider may need to request more than one PIN if he or she is a provider for more than one program or has more than one type of provider enrollment. A separate PIN will be needed for each provider enrollment. Health care providers will need to supply their NPI (National Provider Identifier) and corresponding taxonomy code when requesting an account. Non-healthcare providers will need to supply their unique provider number.

Providers may request a PIN by following these steps:

1. Go to the [Portal](#).
2. Click on the "Providers" link or button.
3. Click the "Request Portal Access" link from the Quick Links box on the right side of the screen.
4. At the Request Portal Access screen, enter the following information:
 - a. Health care providers are required to enter their NPI and click "Search" to display a listing of ForwardHealth enrollments. Select the correct enrollment for the account. The taxonomy code, ZIP+4 code, and financial payer for that enrollment will be automatically populated. Enter the SSN (Social Security number) or TIN (Tax Identification Number).
 - b. Non-healthcare providers are required to enter their provider number, financial payer, and SSN or TIN. (This option should only be used by non-healthcare providers who are exempt from NPI requirements).

The financial payer is one of the following:

- Medicaid (Medicaid is the financial payer for Wisconsin Medicaid, BadgerCare Plus, and Senior Care).
 - SSI (Supplemental Security Income).
 - WCDP (Wisconsin Chronic Disease Program).
 - The WWWP (Wisconsin Well Woman Program).
- c. Click **Submit**.
 - d. Once the Portal Access Request is successfully completed, ForwardHealth will send a letter with the provider's PIN to the address on file.

Topic #4740

Public Area of the Provider Portal

The public Provider area of the ForwardHealth Portal offers a variety of important business features and functions that will greatly assist in daily business activities with ForwardHealth programs.

Maximum Allowable Fee Schedules

Within the Portal, all [maximum allowable fee schedules](#) for Medicaid, BadgerCare Plus, and WCDP (Wisconsin Chronic Disease Program) are interactive and searchable. Providers can enter the DOS (date of service), along with other information such as procedure code, category of supplies, or provider type, to find the maximum allowable fee. Providers can also download all fee schedules.

Online Handbook

The Online Handbook is the single source for all current policy and billing information for ForwardHealth. The Online Handbook

is designed to sort information based on user-entered criteria, such as program and provider type.

Revisions to policy information are incorporated into the Online Handbook in conjunction with published *Updates*. The Online Handbook also links to the [ForwardHealth Publications page](#), an archive section where providers can research previously published *Updates*.

ForwardHealth Publications Archive Section

The [ForwardHealth Publications page](#), available via the Quick Links box, lists *Updates*, *Update Summaries*, archives of provider Handbooks and provider guides, and monthly archives of the Online Handbook. The ForwardHealth Publications page contains both current and obsolete information for research purposes only. Providers should use the Online Handbook for current policy and procedure questions. The *Updates* are searchable by provider type or program (e.g., physician or HealthCheck "Other Services") and by year of publication.

Training

Providers can register for all scheduled trainings and view online trainings via the [Portal Training page](#), which contains an up-to-date calendar of all available training. Additionally, providers can view [Webcasts](#) of select trainings.

Contacting Provider Services

Providers and other Portal users will have an additional option for contacting Provider Services through the Contact link on the Portal. Providers can enter the relevant inquiry information, including selecting the preferred method of response (i.e., telephone call or e-mail) the provider wishes to receive back from Provider Services. Provider Services will respond to the inquiry within five business days. Information will be submitted via a secure connection.

Online Enrollment

Providers can speed up the enrollment process for Medicaid by completing a [provider enrollment application](#) via the Portal. Providers can then track their application by entering their ATN (application tracking number) given to them on completion of the application.

Other Business Enhancements Available on the Portal

The public Provider area of the Portal also includes the following features:

- A ["What's New?"](#) section for providers that links to the latest provider publication summaries and other new information posted to the Provider area of the Portal.
- Home page for the provider. Providers have administrative control over their Portal homepage and can grant other employees access to specified areas of the Portal, such as claims and PA (prior authorization).
- [E-mail subscription](#) service for *Updates*. Providers can register for e-mail subscription to receive notifications of new provider publications via e-mail. Users are able to select, by program and service area, which publication notifications they would like to receive.
- A [forms library](#).

Topic #4401

System and Browser Requirements

The following table lists the recommended system and browser requirements for using the ForwardHealth Portal. PES (Provider

Electronic Solutions) users should note that the Windows-based requirements noted in the table apply; PES cannot be run on Apple-based systems.

Recommended System Requirements	Recommended Browser Requirements
Windows-Based Systems	
Computer with at least a 500Mhz processor, 256 MB of RAM, and 100MB of free disk space	Microsoft Internet Explorer v. 6.0 or higher, or Firefox v. 1.5 or higher
Windows XP or higher operating system	
Apple-Based Systems	
Computer running a PowerPC G4 or Intel processor, 512 MB of RAM, and 150MB of free disk space	Safari, or Firefox v. 1.5 or higher
Mac OS X 10.2.x or higher operating system	

Topic #4742

Trading Partner Portal

The following information is available on the public [trading partner](#) area of the ForwardHealth Portal:

- Trading partner [testing packets](#).
- [Trading partner profile](#) submission.
- [PES \(Provider Electronic Solutions\)](#) software and upgrade information.
- EDI (Electronic Data Interchange) [companion guides](#).

In the secure Trading Partner area of the Portal, trading partners can exchange electronic transactions with ForwardHealth.

Trading partners using PES should be sure to enter the Web logon and Web password associated with the ForwardHealth Trading Partner ID that will be used on PES transactions. Prior to submitting transactions through PES, trading partners must also make sure their trading partner account is entered as the "Default Provider ID" on the Switch Organization page of the secure trading partner account on the Portal.

Training Opportunities

Topic #12757

Training Opportunities

The [Provider Relations representatives](#) conduct training sessions in a variety of formats on both program-specific and topic-specific subjects. There is no fee for attending/accessing these training sessions.

On-Site Sessions

On-site training sessions are offered at various locations (e.g., hotel conference rooms, provider facilities) throughout the state. These training sessions include general all-provider sessions, service-specific and/or topic-specific sessions, and program-specific (such as WCDP (Wisconsin Chronic Disease Program) or the WWWP (Wisconsin Well Woman Program)) sessions.

Registration is required to attend on-site sessions. Online registration is available on the [Trainings](#) page of the Providers area of the Portal.

Online (Real-Time, Web-Based) Sessions

Online (real-time, Web-based) training sessions are available and are facilitated through [HP® MyRoom](#). MyRoom sessions are offered on many of the same topics as on-site sessions, but online sessions offer the following advantages:

- Participants can attend training at their own computers without leaving the office.
- Sessions are interactive as participants can ask questions during the session.
- If requested or needed, a session can be quickly organized to cover a specific topic for a small group or office.

For some larger training topics (such as ForwardHealth Portal Fundamentals), the training may be divided into individual modules, with each module focused on a particular subject. This allows participants to customize their training experience.

Registration, including an e-mail address, is required to attend Virtual Room sessions, so important session information can be sent to participants prior to the start of the session. Online registration is available on the [Trainings](#) page of the Portal.

Recorded Webcasts

Recorded Webcasts are available on a variety of topics, including some of the same topics as on-site and online sessions. Like Virtual Room sessions, some recorded Webcasts on larger training topics may be divided into individual Webcast modules, allowing participants to customize their training experience. Recorded Webcasts allow providers to view the training at their convenience on their own computers.

Registration is not required to view a recorded Webcast. Related training materials are available to download and print from the specific [Webcast training session page](#) on the Portal.

Notification of Training Opportunities

In addition to information on the Trainings page of the Portal, upcoming training session information is distributed directly through messages to providers who have secure Portal accounts and to providers who have registered for the ForwardHealth e-mail subscription service.

To sign up for a secure Portal account, click the "Request Portal Access" link in the Quick Links box on the [Provider](#) page of the Portal. To sign up for e-mail subscription, click "Register for E-mail Subscription" in the Quick Links box on the Provider page of the Portal.

WiCall

Topic #6257

Entering Letters into WiCall

For some WiCall inquiries, health care providers are required to enter their taxonomy code with their NPI (National Provider Identifier). Because taxonomy codes are a combination of numbers and letters, telephone key pad combinations, shown in the table below, allow providers to successfully enter taxonomy code letters for WiCall functions (e.g., press *21 to enter an "A," press *72 to enter an "R").

Letter	Key Combination	Letter	Key Combination
A	*21	N	*62
B	*22	O	*63
C	*23	P	*71
D	*31	Q	*11
E	*32	R	*72
F	*33	S	*73
G	*41	T	*81
H	*42	U	*82
I	*43	V	*83
J	*51	W	*91
K	*52	X	*92
L	*53	Y	*93
M	*61	Z	*12

Additionally, providers may select option 9 and press "#" for an automated voice explanation of how to enter letters in WiCall.

Topic #466

Information Available Via WiCall

WiCall, ForwardHealth's AVR (Automated Voice Response) system, gathers inquiry information from callers through voice prompts and accesses ForwardHealth interChange to retrieve and "speak" back the following ForwardHealth information:

- Claim status.
- Enrollment verification.
- PA (prior authorization) status.
- Provider CheckWrite information.

Note: ForwardHealth releases CheckWrite information to WiCall no sooner than on the first state business day following the financial cycle.

Providers are prompted to enter NPI (National Provider Identifier) or provider ID and in some cases, NPI-related data, to retrieve query information.

In all inquiry scenarios, WiCall offers the following options after information is retrieved and reported back to the caller:

- Repeat the information.
- Make another inquiry of the same type.
- Return to the main menu.
- Repeat the options.

Claim Status

Providers may check the status of a specific claim by selecting the applicable program ("financial payer" option, i.e., Wisconsin Medicaid, WCDP (Wisconsin Chronic Disease Program), or WWWP (Wisconsin Well Woman Program) by entering their provider ID, member identification number, DOS (date of service), and the amount billed.

Note: Claim information for BadgerCare Plus and SeniorCare is available by selecting the Medicaid option.

Enrollment Verification

Providers may request enrollment status for any date of eligibility the member has on file by entering their provider ID and the member ID. If the member ID is unknown, providers may enter the member's date of birth and SSN (Social Security number). Additionally, the provider is prompted to enter the "From DOS" and the "To DOS" for the inquiry. The "From" DOS is the earliest date the provider requires enrollment information and the "To" DOS must be within 365 days of the "From" DOS.

Each time a provider verifies member enrollment, the enrollment verification is saved and assigned a transaction number as transaction confirmation. Providers should note the transaction number for their records.

Prior Authorization Status

Except in certain instances, providers may obtain the status of PA requests for Medicaid and WCDP via WiCall by entering their provider ID and the applicable PA number. If the provider does not know the PA number, there is an option to bypass entering the PA number and the caller will be prompted to enter other PA information such as member ID and type of service (i.e., NDC (National Drug Code), procedure code, revenue code, or ICD (International Classification of Diseases) procedure code.) When a match is found, WiCall reports back the PA status information, including the PA number for future reference, and the applicable program.

Information on past PAs is retained indefinitely. Paper PAs require a maximum of 20 working days from receipt to be processed and incorporated into WiCall's PA status information.

Note: PA information for BadgerCare Plus and SeniorCare is available by selecting the Medicaid option.