

# Certification and Ongoing Responsibilities

1

Archive Date:06/01/2012

## Certification and Ongoing Responsibilities: Certification

---

Topic #196

### Border Status Providers

A provider in a state that borders Wisconsin may be eligible for border-status certification. Border-status providers need to notify ForwardHealth in writing that it is common practice for members in a particular area of Wisconsin to seek their medical services.

Exceptions to this policy include:

- Nursing homes and public entities (e.g., cities, counties) outside Wisconsin are not eligible for border status.
- All out-of-state independent laboratories are eligible to be border-status providers regardless of location in the United States.

Providers who have been denied Medicaid certification in their own state are automatically denied certification by Wisconsin Medicaid unless they were denied because the services they provide are not a covered benefit in their state.

Certified border-status providers are subject to the same program requirements as in-state providers, including coverage of services and PA (prior authorization) and claims submission procedures. Reimbursement is made in accordance with ForwardHealth policies.

For more information about out-of-state providers, refer to [DHS 105.48](#), Wis. Admin. Code.

Topic #899

### CLIA Certification or Waiver

Congress implemented CLIA (Clinical Laboratory Improvement Amendment) to improve the quality and safety of laboratory services. CLIA requires *all* laboratories and providers that perform tests (including waived tests) for health assessment or for the diagnosis, prevention, or treatment of disease or health impairment to comply with specific federal quality standards. This requirement applies even if only a single test is being performed.

#### CLIA Enrollment

The federal CMS (Centers for Medicare and Medicaid Services) sends CLIA enrollment information to ForwardHealth. The enrollment information includes CLIA identification numbers for all current laboratory sites. ForwardHealth verifies that laboratories are CLIA certified before Medicaid grants certification.

#### CLIA Regulations

ForwardHealth complies with the following federal regulations as initially published and subsequently updated:

- Public Health Service Clinical Laboratory Improvement Amendments of 1988.
- Title 42 CFR Part 493, Laboratory Requirements.

#### Scope of CLIA

CLIA governs all laboratory operations including the following:

- Accreditation.
- Certification.
- Fees.
- Patient test management.
- Personnel qualifications.
- Proficiency testing.
- Quality assurance.
- Quality control.
- Records and information systems.
- Sanctions.
- Test methods, equipment, instrumentation, reagents, materials, supplies.
- Tests performed.

CLIA regulations apply to *all* providers who perform CLIA-monitored laboratory services, including, but not limited to, the following:

- Clinics.
- HealthCheck providers.
- Independent clinical laboratories.
- Nurse midwives.
- Nurse practitioners.
- Osteopaths.
- Physician assistants.
- Physicians.
- Rural health clinics.

## CLIA Certification Types

The CMS regulations require providers to have a CLIA certificate that indicates the laboratory is qualified to perform a category of tests.

Clinics or groups with a single group billing certification, but multiple CLIA numbers for different laboratories, may wish to contact [Provider Services](#) to discuss various certification options. There are five types of CLIA certificates as defined by CMS:

1. *Certificate of Waiver*. This certificate is issued to a laboratory to perform only waived tests. The CMS Web site identifies the most current list of [waived procedures](#). BadgerCare Plus identifies allowable waived procedures in [maximum allowable fee schedules](#).
2. *Certificate for Provider-Performed Microscopy Procedures (PPMP)*. This certificate is issued to a laboratory in which a physician, mid-level practitioner, or dentist performs no tests other than the microscopy procedures. This certificate permits the laboratory to also perform waived tests. The CMS Web site identifies the most current list of [CLIA-allowable provider-performed microscopy procedures](#). BadgerCare Plus identifies allowable provider-performed microscopy procedures in fee schedules.
3. *Certificate of Registration*. This certificate is issued to a laboratory and enables the entity to conduct moderate- or high-complexity laboratory testing, or both, until the entity is determined by survey to be in compliance with CLIA regulations.
4. *Certificate of Compliance*. This certificate is issued to a laboratory after an inspection that finds the laboratory to be in compliance with all applicable CLIA requirements.
5. *Certificate of Accreditation*. This is a certificate that is issued to a laboratory on the basis of the laboratory's accreditation by an accreditation organization approved by CMS. The six major approved accreditation organizations are:
  - JCAHO (Joint Commission on Accreditation of Healthcare Organizations).
  - CAP (College of American Pathologists).

- COLA.
- American Osteopathic Association.
- American Association of Blood Banks.
- ASHI (American Society of Histocompatibility and Immunogenetics).

## Applying for CLIA Certification

Use the CMS 116 CLIA application to apply for program certificates. Providers may obtain CMS 116 forms from the [CMS Web site](#) or from the following address:

Division of Quality Assurance  
Clinical Laboratory Section  
1 W Wilson St  
PO Box 2969  
Madison WI 53701-2969

## Providers Required to Report Changes

Providers are required to notify Provider Maintenance in writing within 30 days of any change(s) in ownership, name, location, or director. Also, providers are required to notify Provider Maintenance of changes in CLIA certificate types immediately and within six months when a specialty/subspecialty is added or deleted. Following is the address for providing written notification to Provider Maintenance:

ForwardHealth  
Provider Maintenance  
313 Blettner Blvd  
Madison WI 53784

If a provider has a new certificate type to add to its certification information on file with ForwardHealth, the provider should send a copy of the new certificate to the above address. When a provider sends ForwardHealth a copy of a new CLIA certificate, the effective date on the certificate will become the effective date for CLIA certification on file with ForwardHealth.

Topic #3969

## Categories of Certification

Wisconsin Medicaid certifies providers in four billing categories. Each billing category has specific designated uses and restrictions. These categories include the following:

- Billing/rendering provider.
- Rendering provider.
- Group billing that requires a rendering provider.
- Group billing that does not require a rendering provider.

Providers should refer to their certification materials or to service-specific information in the Online Handbook to identify what types of certification categories they may apply for or be assigned.

## Billing/Rendering Provider

Certification as billing/rendering provider allows providers to identify themselves on claims (and other forms) as either the provider billing for the services or the provider rendering the services.

## Rendering Provider

Certification as a rendering provider is given to those providers who practice under the professional supervision of another provider (e.g., physician assistants). Providers with a rendering provider certification cannot submit claims to ForwardHealth directly, but have reimbursement rates established for their provider type. Claims for services provided by a rendering provider must include the supervising provider or group provider as the billing provider.

## Group Billing

Certification as a group billing provider is issued primarily as an accounting convenience. This allows a group billing provider to receive one reimbursement, one RA (Remittance Advice), and the 835 (835 Health Care Claim Payment/Advice) transaction for covered services rendered by individual providers within the group.

Group billing providers may not have more than one group certified by Wisconsin Medicaid, WCDP (Wisconsin Chronic Disease Program), or WWWP (Wisconsin Well Woman Program) with the same ZIP+4 address, NPI (National Provider Identifier), and taxonomy code combination. Providers at the same ZIP+4 address are required to differentiate their certification using an NPI or taxonomy code that uniquely identifies their group.

### Group Billing That Requires a Rendering Provider

Individual providers within certain groups are required to be Medicaid certified because these groups are required to identify the provider who rendered the service on claims. Claims indicating these group billing providers that are submitted without a rendering provider are denied.

### Group Billing That Does Not Require a Rendering Provider

Other groups (e.g., rehabilitation agencies) are not required to indicate a rendering provider on claims.

Group billing providers should refer to their certification materials or to service-specific information in the Online Handbook to determine whether or not a rendering provider is required on claims.

Topic #467

## Certification Application

To participate in Wisconsin Medicaid, providers are required to be certified by Wisconsin Medicaid as described in [DHS 105](#), Wis. Admin. Code. Providers certified by Wisconsin Medicaid may render services to members enrolled in Wisconsin Medicaid, BadgerCare Plus, and SeniorCare.

Providers interested in becoming certified by Wisconsin Medicaid are required to complete a provider application that consists of the following forms and information:

- General certification information.
- Certification requirements.
- TOR (Terms of Reimbursement).
- Provider application.
- Provider Agreement and Acknowledgement of Terms of Participation.
- Other forms related to certification.

Providers may submit [certification applications](#) by mail or through the ForwardHealth Portal.

## General Certification Information

This section of the provider application contains information on contacting ForwardHealth, certification effective dates, notification of certification decisions, provider agreements, and terms of reimbursement.

## Certification Requirements

Wisconsin Administrative Code contains requirements that providers must meet in order to be certified with Wisconsin Medicaid; applicable Administrative Code requirements and any special certification materials for the applicant's provider type are included in the certification requirements document.

To become Medicaid certified, providers are required to do the following:

- Meet all certification requirements for their provider type.
- Submit a properly completed provider application, provider agreement, and other forms, as applicable, that are included in the certification packet.

Providers should carefully complete the certification materials and send all applicable documents demonstrating that they meet the stated Medicaid certification criteria. Providers may call [Provider Services](#) for assistance with completing these materials.

## Terms of Reimbursement

Wisconsin Medicaid certification materials include Wisconsin Medicaid's TOR, which describes the methodology by which providers are reimbursed for services provided to BadgerCare Plus, Medicaid, and SeniorCare members. Providers should retain a copy of the TOR in their files. TOR are subject to change during a certification period.

## Provider Application

A key part of the certification process is the completion of the Wisconsin Medicaid Provider Application. On the provider application, the applicant furnishes contact, address, provider type and specialty, license, and other information needed by Wisconsin Medicaid to make a certification determination.

## Provider Agreement and Acknowledgement of Terms of Participation

As part of the application for certification, providers are required to sign a provider agreement with the DHS (Department of Health Services). Providers applying for certification through the Portal will be required to print, sign and date, and send the provider agreement to Wisconsin Medicaid. Providers who complete a paper provider application will need to sign and date the provider agreement and submit it with the other certification materials.

By signing a provider agreement, the provider certifies that the provider and each person employed by the provider, for the purpose of providing services, holds all licenses or similar entitlements and meets other requirements specified in [DHS 101 through DHS 109](#), Wis. Admin. Code, and required by federal or state statute, regulation, or rule for the provision of the service.

The provider's certification to participate in Wisconsin Medicaid may be terminated by the provider as provided at [DHS 106.05](#), Wis. Admin. Code, or by the DHS upon grounds set forth in [DHS 106.06](#), Wis. Admin. Code.

This provider agreement remains in effect as long as the provider is certified to participate in Wisconsin Medicaid.

Topic #190

# Completing Certification Applications

Health care providers are required to include their NPI (National Provider Identifier) on the certification application.

*Note:* Obtaining an NPI does not replace the Wisconsin Medicaid certification process.

## Portal Submission

Providers may apply for Medicaid certification directly through the [ForwardHealth Portal](#). Though the provider certification application is available via the public Portal, the data are entered and transmitted through a secure connection to protect personal data. Applying for certification through the Portal offers the following benefits:

- Fewer returned applications. Providers who apply through the Portal are taken through a series of screens that are designed to guide them through the application process. This ensures that required information is captured and therefore reduces the instances of applications returned for missing or incomplete information.
- Instant submission. At the end of the online application process, applicants instantly submit their application to ForwardHealth and are given an ATN (application tracking number) to use in tracking the status of their application.
- Indicates documentation requirements. At the end of the online process, applicants are also given detailed instructions about what actions are needed to complete the application process. For example, the applicant will be instructed to print the provider agreement and any additional forms that Wisconsin Medicaid must receive on paper and indicates whether supplemental information (e.g., transcripts, copy of license) is required. Applicants are also able to save a copy of the application for their records.

## Paper Submission

Providers may also submit provider applications on paper. To request a paper provider application, providers should do one of the following:

- Contact [Provider Services](#).
- Click the "Contact Us" link on the Portal and send the request via e-mail.
- Send a request in writing to the following address:

ForwardHealth  
Provider Maintenance  
313 Blettner Blvd  
Madison WI 53784

Written requests for certification materials must include the following:

- The number of provider applications requested and each applicant's/provider's name, address, and telephone number (a provider application must be completed for each applicant/provider).
- The provider's NPI (for health care providers) that corresponds to the type of application being requested.
- The program for which certification is requested (Wisconsin Medicaid).
- The type of provider (e.g., physician, physician clinic or group, speech-language pathologist, hospital) or the type of services the provider intends to provide.

Paper provider applications are assigned an ATN at the time the materials are requested. As a result, [examples of the provider application are available](#) on the Portal for reference purposes only. These examples should not be downloaded and submitted to Wisconsin Medicaid. For the same reason, providers are not able to make copies of a single paper provider application and submit them for multiple applicants. These policies allow Wisconsin Medicaid to efficiently process and track certifications and assign effective dates.

Once completed, providers should mail certification materials to the address indicated on the application cover letter. Sending certification materials to any other Wisconsin Medicaid address may cause a delay.

Topic #191

## Effective Date of Medicaid Certification

When assigning an initial effective date, ForwardHealth follows these regulations:

1. The date the provider submits his or her online provider application to ForwardHealth or contacts ForwardHealth for a paper application is the earliest effective date possible and will be the initial effective date if the following are true:
  - o The provider meets all applicable licensure, certification, authorization, or other credential requirements as a prerequisite for Wisconsin Medicaid on the date of notification. Providers should not hold their application for pending licensure, Medicare, or other required certification but submit it to ForwardHealth. ForwardHealth will keep the provider's application on file and providers should send ForwardHealth proof of eligibility documents immediately, once available, for continued processing.
  - o ForwardHealth received the provider agreement and any supplemental documentation within 30 days of submission of the online provider application.
  - o ForwardHealth received the paper application within 30 days of the date the paper application was mailed.
2. If ForwardHealth receives the provider agreement and any applicable supplemental documents more than 30 days after the provider submitted the online application or receives the paper application more than 30 days after the date the paper application was mailed, the provider's effective date will be the date the complete application was received at ForwardHealth.
3. If ForwardHealth receives the provider's application within the 30-day deadline described above and it is incomplete or unclear, the provider will be granted one 30-day extension to respond to ForwardHealth's request for additional information. ForwardHealth must receive a response to the request for additional information within 30 days from the date on the letter requesting the missing information or item(s). This extension allows the provider additional time to obtain proof of eligibility (such as license verification, transcripts, or other certification).
4. If the provider does not send complete information within the original 30-day deadline or 30-day extension, the initial effective date will be based on the date ForwardHealth receives the complete and accurate application materials.

## Group Certification Effective Dates

Group billing certifications are given as a billing convenience. Groups (except providers of mental health services) may submit a written request to obtain group billing certification with a certification effective date back 365 days from the effective date assigned. Providers should mail requests to backdate group billing certification to the following address:

ForwardHealth  
 Provider Maintenance  
 313 Blettner Blvd  
 Madison WI 53784

## Request for Change of Effective Date

If providers believe their initial certification effective date is incorrect, they may request a review of the effective date. The request should include documentation that indicates the certification criteria that were incorrectly considered. Requests for changes in certification effective dates should be sent to Provider Maintenance.

## Medicare Enrollment



ForwardHealth requires certain types of providers to be enrolled in Medicare as a condition for Medicaid certification. This requirement is specified in the certification materials for these provider groups.

The enrollment process for Medicare is separate from Wisconsin Medicaid's certification process. Providers applying for Medicare enrollment *and* Medicaid certification are encouraged to apply for Wisconsin Medicaid certification at the same time they apply for Medicare enrollment, even though Medicare enrollment must be finalized first. By applying for Medicare enrollment and Medicaid certification simultaneously, it may be possible for ForwardHealth to assign a Medicaid certification effective date that is the same as the Medicare enrollment date.

Topic #193

## Materials for New Providers

On an ongoing basis, providers should refer to the Online Handbook for the most current BadgerCare Plus and Medicaid information. Future changes to policies and procedures are published in *ForwardHealth Updates*.

Certain providers may opt not to receive these materials by completing the Deletion from Publications Mailing List (F-11015 (10/08)) form in the certification materials. Providers who opt out of receiving publications are still bound by ForwardHealth's rules, policies, and regulations even if they choose not to receive *Updates* on an ongoing basis. *Updates* are available for viewing and downloading on the ForwardHealth Portal.

Topic #3410

## Multiple Locations

The number of Medicaid certifications allowed or required per location is based on licensure, registration, certification by a state or federal agency, or an accreditation association identified in the Wisconsin Administrative Code. Providers with multiple locations should inquire if multiple applications must be completed when requesting a Medicaid certification application.

Topic #654

## Multiple Services

Providers who offer a variety of services may be required to complete a separate Medicaid certification packet for each specified service/provider type.

Health care providers who are federally required to have an NPI (National Provider Identifier) are responsible for obtaining the appropriate certification for their NPI.

If a Medicaid-certified provider begins offering a new service *after* he or she has become initially certified, it is recommended that he or she call [Provider Services](#) to inquire if another application must be completed.

Topic #194

## Noncertified In-State Providers

Wisconsin Medicaid reimburses noncertified in-state providers for providing emergency medical services to a member or providing services to a member during a time designated by the governor as a state of emergency. The emergency situation or the state of emergency must be sufficiently documented on the claim. Reimbursement rates are consistent with rates for Wisconsin

Medicaid-certified providers rendering the same service.

Claims from noncertified in-state providers must be submitted with an [In-State Emergency Provider Data Sheet \(F-11002 \(10/08\)\)](#). The In-State Emergency Provider Data Sheet provides ForwardHealth with minimal tax and licensure information.

Noncertified in-state providers may call [Provider Services](#) with questions.

Topic #4449

## Notice of Certification Decision

Wisconsin Medicaid will notify the provider of the status of the certification usually within 10 business days, but no longer than 60 days, after receipt of the complete application for certification. Wisconsin Medicaid will either approve the application and issue the certification or deny the application. If the application for certification is denied, Wisconsin Medicaid will give the applicant reasons, in writing, for the denial.

Providers who meet the certification requirements will be sent a welcome letter and a copy of the signed provider agreement. Included with the letter is an attachment with important information such as effective dates and assigned provider type and specialty. This information will be used when conducting business with BadgerCare Plus, Medicaid, or SeniorCare.

The welcome letter will also notify non-healthcare providers (e.g., SMV (specialized medical vehicle) providers, personal care agencies, blood banks) of their Medicaid provider number. This number will be used on claim submissions, PA (prior authorization) requests, and other communications with ForwardHealth programs.

Topic #1619

## Out-of-State Providers

Out-of-state providers are limited to those providers who are licensed in the United States (and its territories), Mexico, and Canada. Out-of-state providers are required to be licensed in their own state of practice.

Wisconsin Medicaid reimburses out-of-state providers for providing emergency medical services to a BadgerCare Plus or Medicaid member or providing services to a member during a time designated by the governor as a state of emergency. The emergency situation or the state of emergency must be sufficiently documented on the claim. Reimbursement rates are consistent with rates for Wisconsin Medicaid-certified providers providing the same service.

Out-of-state providers are reimbursed for services provided to eligible BadgerCare Plus or Medicaid members in either of the following situations:

- The service was provided in an emergency situation, as defined in [DHS 101.03\(52\)](#), Wis. Admin. Code.
- PA (prior authorization) was obtained from ForwardHealth *before* the nonemergency service was provided.

Claims from noncertified out-of-state providers must be submitted with an [Out-of-State Provider Data Sheet \(F-11001 \(10/08\)\)](#). The Out-of-State Provider Data Sheet provides Wisconsin Medicaid with minimal tax and licensure information.

Out-of-state providers may contact [Provider Services](#) with questions.

Topic #4457

## Provider Addresses

ForwardHealth interChange has the capability of storing the following types of addresses and related information, such as contact information and telephone numbers:

- *Practice location address and related information (formally known as physical address).* This address is where the provider's office is physically located and where records are normally kept. Additional information for the practice location includes the provider's office telephone number and telephone number for member's use. With limited exceptions, the practice location and telephone number for member's use are published in a provider directory made available to the public.
- *Mailing address.* This address is where ForwardHealth will mail general information and correspondence. Providers should indicate concise address information to aid in proper mail delivery.
- *PA (prior authorization) address.* This address is where ForwardHealth will mail PA information.
- *Financial addresses (formally known as payee address).* Two separate financial addresses are stored in ForwardHealth interChange. The checks address is where Wisconsin Medicaid will mail paper checks. The 1099 mailing address is where Wisconsin Medicaid will mail IRS Form 1099.

Providers may submit additional address information or modify their current information through the ForwardHealth Portal or by using the [Provider Change of Address or Status \(F-1181 \(10/08\)\)](#) form.

*Note:* Providers are cautioned that any changes to their practice location on file with ForwardHealth may alter their ZIP+4 code information required on transactions. Providers may verify the ZIP+4 code for their address on the [U.S. Postal Service Web site](#).

Provider addresses are stored separately for each program (i.e., Medicaid, WCDP (Wisconsin Chronic Disease Program), and WWWP (Wisconsin Well Woman Program)) for which the provider is certified. Providers should consider this when supplying additional address information and keeping address information current. Providers who are certified for multiple programs and have an address change that applies to more than one program should provide this information for each program. Providers who submit these changes on paper need to submit *one* Provider Change of Address or Status form if changes are applicable for multiple programs.

Topic #11278

## Provider Certification

### County and Tribal Agencies

BadgerCare Plus and Wisconsin Medicaid require county or tribal agencies interested in providing CRS (Community Recovery Services) to have certification specific to CRS. CRS may not be billed under other Medicaid certifications. County and tribal agencies wishing to become CRS providers are required to apply and be approved by the state DMHSAS (Department of Mental Health and Substance Abuse Services), and then certified by Wisconsin Medicaid. Interested agencies should complete the [County/Tribal Agency Application form \(F-00203 \(08/10\)\)](#) and submit it to DMHSAS using the address provided on the form. County/Tribal Agency Applications must comply with the CRS Agency Certification Standards, and Policy and Procedure Requirements. The certifying agency's effective date for DMHSAS approval shall be the date an approvable application is received by the DMHSAS or, if the application as first received cannot be approved, the date upon which the additional materials required to make the application approvable are received.

Following approval by DMHSAS, a Medicaid certification packet will be mailed to the county or tribal agency by state Medicaid. Agencies must submit their completed Medicaid certification application by mail. Agencies are required to be certified by Wisconsin Medicaid to be reimbursed for CRS.

After the completed application for Medicaid certification is received, Wisconsin Medicaid sends county or tribal agencies a notice of certification confirmation. Certification through the Medicaid program for CRS is retroactive to the effective date the agency received from the DMHSAS.

CRS providers will not be reimbursed for services provided prior to the date of their Medicaid certification.

## Contracting for Community Recovery Services

Medicaid-certified CRS county and tribal providers may contract with other providers to deliver any part of their CRS. However, the Medicaid-certified CRS county or tribal provider retains all legal and fiscal responsibility for the services provided by contractors. Contracted CRS providers do not need to be individually certified by Wisconsin Medicaid.

ForwardHealth notifies Medicaid-certified CRS county and tribal providers of policy and procedure changes. It is the Medicaid-certified county or tribal provider's responsibility to ensure that their contracted service providers provide services and maintain records in accordance with the Medicaid requirements for the provision of CRS.

The Medicaid-certified CRS county or tribal provider is responsible for ensuring that its contractors:

- Meet all provider qualifications as outlined in the SPA (State Plan Amendment).
- Are notified of changes to policies and procedures.
- Have a current license, or certification, or meet any of the following requirements (if applicable):
  - Adult Family Homes (3-4 Beds) — Licensed under [ch. 50](#), Wis. Stats., [DHS 88](#), Wis. Admin. Code.
  - CBRFs (Community Based Residential Facilities) — Licensed under ch. 50, Wis. Stats., certified under [DHS 83](#), Wis. Admin. Code.
  - RCACs (Residential Care Apartment Complexes) — Certified under ch. 50, Wis. Stats., and [DHS 89](#), Wis. Admin. Code.
  - Supportive Home Care Agency — Licensed under ch. 50, Wis. Stats., certified under s. [DHS 105.17](#), Wis. Admin. Code.
  - Supported Employment Specialist — Currently there are no statutory licensure or certification requirements.
  - Peer Specialists — Currently there are no statutory licensure or certification requirements; however, the employing agency is responsible for verifying that the peer specialist has completed a state-approved training course and passed a competency-based exam.

Each contracted CRS provider (i.e., the service provider with whom the Medicaid-certified county or tribal provider contracts for the provision of CRS) is required to complete the [CRS Benefit Provider Agreement and Acknowledgement of Terms of Participation Community Recovery Services Provider Entities \(F-00312 \(01/2011\)\)](#) form or the [CRS Benefit Provider Agreement and Acknowledgement of Terms of Participation Individual or Non-Specified Community Recovery Services \(F-00312A \(01/2011\)\)](#) form. The Medicaid-certified CRS county or tribal provider shall retain such forms and renew them periodically as required.

All Medicaid-certified CRS county and tribal providers and contracted providers are required to follow all of ForwardHealth's policies and procedures.

Topic #1931

## Provider Type and Specialty Changes

Providers who want to add a certification type or make a change to their certification type should call [Provider Services](#).

Topic #1932

## Reinstating Certification

Providers whose Medicaid certification has ended for any reason other than sanctions or failure to be recertified may have their certification reinstated as long as all licensure and certification requirements are met. The criteria for reinstating certification vary,

depending upon the reason for the cancellation and when the provider's certification ended.

If it has been less than 365 days since a provider's certification has ended, the provider is required to submit a letter or the [Provider Change of Address or Status \(F-1181 \(10/08\)\)](#) form, stating that he or she wishes to have his or her Medicaid certification reinstated.

If it has been more than 365 days since a provider's certification has ended, the provider is required to submit new certification materials. This can be done by completing them through the ForwardHealth Portal or submitting a paper provider application.

Topic #4448

## Tracking Certification Materials

Wisconsin Medicaid allows providers to track the status of their certification application either through the ForwardHealth Portal or by calling [Provider Services](#). Providers who submitted their application through the Portal will receive the ATN (application tracking number) upon submission, while providers who request certification materials from Wisconsin Medicaid will receive an ATN on the application cover letter sent with their provider application. Regardless of how certification materials are submitted, providers may use one of the methods listed to track the status of their certification application.

*Note:* Providers are required to wait for the Notice of Certification Decision as official notification that certification has been approved. This notice will contain information the provider needs to conduct business with BadgerCare Plus, Medicaid, or SeniorCare; therefore, an approved or enrolled status alone does not mean the provider may begin providing or billing for services.

### Tracking Through the Portal

Providers are able to track the status of a certification application through the [Portal](#) by entering their ATN. Providers will receive current information on their application, such as whether it's being processed or has been returned for more information.

### Tracking Through Provider Services

Providers may also check on the status of their submitted application by contacting Provider Services and giving their ATN.

## Documentation

---

Topic #6277

### 1099 Miscellaneous Forms

ForwardHealth generates the 1099 Miscellaneous form in January of each year for earnings greater than \$600.00, per IRS (Internal Revenue Service) regulations. One 1099 Miscellaneous form per financial payer and per tax identification number is generated, regardless of how many provider IDs or NPIs (National Provider Identifier) share the same tax identification number. For example, a provider who conducts business with both Medicaid and WCDP (Wisconsin Chronic Disease Program) will receive separate 1099 Miscellaneous forms for each program.

The 1099 Miscellaneous forms are sent to the address designated as the "1099 mailing address."

Topic #1640

### Availability of Records to Authorized Personnel

The DHCAA (Division of Health Care Access and Accountability) has the right to inspect, review, audit, and reproduce provider records pursuant to [DHS 106.02\(9\)\(e\)](#), Wis. Admin. Code. The DHCAA periodically requests provider records for compliance audits to match information against ForwardHealth's information on paid claims, PA (prior authorization) requests, and enrollment. These records include, but are not limited to, medical/clinical and financial documents. Providers are obligated to ensure that the records are released to an authorized DHCAA staff member(s).

Wisconsin Medicaid reimburses providers \$0.06 per page for the cost of reproducing records requested by the DHCAA to conduct a compliance audit. A letter of request for records from the DHCAA will be sent to a provider when records are required.

Reimbursement is not made for other reproduction costs included in the provider agreement between the DHCAA and a provider, such as reproduction costs for submitting PA requests and claims.

Also, state-contracted MCOs (managed care organizations), including HMOs (health maintenance organizations) and SSI (Supplemental Security Income) HMOs, are not reimbursed for the reproduction costs covered in their contract with the DHS (Department of Health Services).

The reproduction of records requested by the PRO (Peer Review Organization) under contract with the DHCAA is reimbursed at a rate established by the PRO.

Topic #200

### Confidentiality

ForwardHealth supports member rights regarding the confidentiality of health care and other related records, including an applicant or member's billing information or medical claim records. An applicant or member has a right to have this information safeguarded, and the provider is obligated to protect that right. Therefore, use or disclosure of any information concerning applicants and members for any purpose not connected with program administration, including contacts with third-party payers that are necessary for pursuing third-party payment and the release of information as ordered by the court, is prohibited unless

authorized by the applicant or member.

To comply with the standards, providers are required to follow the procedures outlined in the Online Handbook to ensure the proper release of this information. ForwardHealth providers, like other health care providers, are also subject to other laws protecting confidentiality of health care information including, but not limited to, the following:

- [s. 146.81-146.84](#), Wis. Stats., Wisconsin health care confidentiality of health care information regulations.
- 42 USC s. 1320d - 1320d-8 (federal HIPAA (Health Insurance Portability and Accountability Act of 1996)) and accompanying regulations.

Any person violating this regulation may be fined an amount from \$25 up to \$500 or imprisoned in the county jail from 10 days up to one year, or both, for each violation.

A provider is not subject to civil or criminal sanctions when releasing records and information regarding applicants or members if such release is for purposes directly related to administration or if authorized in writing by the applicant or member.

Topic #201

## Financial Records

According to [DHS 106.02\(9\)\(c\)](#), Wis. Admin. Code, a provider is required to maintain certain financial records in written or electronic form.

Topic #202

## Medical Records

A dated clinician's signature must be included in all medical notes. According to [DHS 106.02\(9\)\(b\)](#), Wis. Admin. Code, a provider is required to include certain written documentation in a member's medical record.

Topic #11287

Medical records kept electronically are subject to the same requirements as those maintained on paper. In addition, the following requirements apply:

- Providers are required to have a paper or electronic back-up system for electronic medical records. This could include having files saved on disk or CD in case of computer failure.
- Mental health and substance abuse service providers are required to have safeguards to prevent unauthorized access to the records.

## Community Recovery Services Documentation Requirements

Providers are responsible for meeting Medicaid's medical and financial documentation requirements. Refer to [DHS 106.02\(9\)\(a\)](#), Wis. Admin. Code, for preparation and maintenance documentation requirements and [DHS 106.02\(9\)\(c\)](#), Wis. Admin. Code, for financial record documentation requirements. Lack of such documentation will be considered grounds for denial of claims and may result in recoupment of payments previously made.

The statutes cited above outline the documentation requirements that form the underpinning of each and every claim for Medicaid reimbursement, regardless of benefit type. A potentially unique characteristic of the CRS (Community Recovery Services) benefit is that the majority of the services provided to members may be provided by contracted providers. It is incumbent upon the Medicaid-certified county or tribal provider to ensure that these contracted providers are faithfully creating and maintaining



documentation of sufficient quality and quantity to substantiate claims for Medicaid reimbursement. In addition to CRS-specific forms, supporting documents, approval/denial letters, correspondence, and other documents specified in the SPA (State Plan Amendment) (including the Quality Improvement Strategy) and DHS (Department of Health Services)/DMHSAS (Division of Mental Health and Substance Abuse Services) policy, the certified Medicaid agency (county or tribe) must maintain current evidence of the contracted entity's provider qualification standards including licensure or certification (if applicable), and the completed [CRS Benefit Provider Agreement and Acknowledgement of Terms of Participation Community Recovery Services Provider Entities \(F-00312 \(01/2011\)\)](#) form or [CRS Benefit Provider Agreement and Acknowledgement of Terms of Participation Individual or Non-Specified Community Recovery Services \(F-00312A \(01/2011\)\)](#) form.

## Community Living Supportive Services — Per Diem and Periodic Basis

Broadly, the goal of CLSS (Community Living Supportive Services) is to enable eligible members to live with maximum independence in community integrated settings.

The expectation is that a written progress record, signed and dated by the rendering provider and clearly identifiable as relating to the individual member, will be created. For each DOS (date of service) for which a Medicaid claim is submitted, this record shall reflect which CLSS, as enumerated in the member's ISP (Individual Service Plan), were provided to the member. The record shall also provide a clear indication that such services were rendered with a sufficiency of time as to substantiate the reimbursement requested. The record must reflect the outcome of the service rendered (i.e., it must be clear from the documentation that services are provided with ISP outcomes in mind, including status and process). Documentation must support how the provider addressed any health and safety needs of the individual, including completing incident reports and outcomes. Documentation must also reflect the provision of medication reminders to the individual and the monitoring of signs and symptoms and side-effects. Incident reports are to be submitted to the county/tribal case manager for review and action as described in the SPA Quality Improvement Strategy. Finally, if travel is to be claimed, the expectation is that providers will keep detailed travel records in a contemporaneous manner to support the time claimed.

## Supported Employment and Peer Support Services

The expectation is that a written progress record, signed and dated by the rendering provider and clearly identifiable as relating to the individual member, will be created. For each DOS for which a Medicaid claim is submitted, this record shall reflect which services, as enumerated in the member's ISP, were provided to the member. The record shall also provide a clear indication that such services were rendered with a sufficiency of time as to substantiate the reimbursement requested. The record must reflect the outcome of the service rendered (i.e., it must be clear from the documentation that services are provided with ISP outcomes in mind, including status and process). Documentation must support how the provider addressed any health and safety needs of the individual, including completing incident reports and outcomes. Incident reports are to be submitted to the county/tribe case manager for review and action as described in the SPA Quality Improvement Strategy. Finally, if travel is to be claimed, the expectation is that providers will keep detailed travel records in a contemporaneous manner to support the time claimed.

Topic #199

## Member Access to Records

Providers are required to allow members access to their health care records, including those related to ForwardHealth services, maintained by a provider in accordance with Wisconsin Statutes, excluding billing statements.

## Fees for Health Care Records

Per [s. 146.83](#), Wis. Stats., providers may charge a fee for providing one set of copies of health care records to members who are enrolled in Wisconsin Medicaid or BadgerCare Plus programs on the date of the records request. This applies regardless of the member's enrollment status on the DOS (dates of service) contained within the health care records.



Per [s. 146.81\(4\)](#), Wis. Stats., health care records are all records related to the health of a patient prepared by, or under the supervision of, a health care provider.

Providers are limited to charging members enrolled in state-funded health care programs 25 percent of the applicable fees for providing one set of copies of the member's health care records.

*Note:* A provider may charge members 100 percent of the applicable fees for providing a second or additional set of copies of the member's health care records.

For information regarding fees that may be charged to members for copies of health care records, refer to [s. 146.83\(3f\)](#), Wis. Stats.

Topic #203

## Preparation and Maintenance of Records

All providers who receive payment from Wisconsin Medicaid, including state-contracted MCOs (managed care organizations), are required to maintain records that fully document the basis of charges upon which all claims for payment are made, according to [DHS 106.02\(9\)\(a\)](#), Wis. Admin. Code. This required maintenance of records is typically required by any third-party insurance company and is not unique to ForwardHealth.

Topic #204

## Record Retention

Providers are required to retain documentation, including medical and financial records, for a period of not less than five years from the date of payment, except RHCs (rural health clinics), who are required to retain records for a minimum of six years from the date of payment.

According to [DHS 106.02\(9\)\(d\)](#), Wis. Admin. Code, providers are required to retain all evidence of billing information.

Ending participation as a provider does not end a provider's responsibility to retain and provide access to fully maintained records unless an alternative arrangement of record retention and maintenance has been established.

## Reviews and Audits

The DHS (Department of Health Services) periodically reviews provider records. The DHS has the right to inspect, review, audit, and photocopy the records. Providers are required to permit access to any requested record(s), whether in written, electronic, or micrographic form.

Topic #205

## Records Requests

Requests for billing or medical claim information regarding services reimbursed by ForwardHealth may come from a variety of individuals including attorneys, insurance adjusters, and members. Providers are required to notify ForwardHealth by contacting [Provider Services](#) when releasing billing information or medical claim records relating to charges for covered services except the following:

- When the member is a dual eligible (i.e., member is eligible for both Medicare and Wisconsin Medicaid or BadgerCare Plus) and is requesting materials pursuant to *Medicare* regulations.
- When the provider is attempting to exhaust all existing health insurance sources prior to submitting claims to ForwardHealth.

## Request from a Member or Authorized Person

If the request for a member's billing information or medical claim records is from a member or authorized person acting on behalf of the member, the provider should send a copy of the requested billing information or medical claim records, along with the name and address of the requester, to the following address:

Department of Health Services  
Casualty/Subrogation Program  
PO Box 6243  
Madison WI 53791

ForwardHealth will process and forward the requested information to the requester.

## Request from an Attorney, Insurance Company, or Power of Attorney

If the request for a member's billing information or medical claim records is from an attorney, insurance company, or power of attorney, the provider should do the following:

1. Obtain a release signed by the member or authorized representative.
2. Furnish the requested material to the requester, marked "BILLED TO FORWARDHEALTH" or "TO BE BILLED TO FORWARDHEALTH," with a copy of the release signed by the member or authorized representative. Approval from ForwardHealth is not necessary.
3. Send a copy of the material furnished to the requestor, along with a copy of their original request and medical authorization release to:

Wisconsin Casualty Recovery — HMS  
Ste 100  
5615 Highpoint Dr  
Irving TX 75038-9984

## Request for Information About a Member Enrolled in a State-Contracted Managed Care Organization

If the request for a member's billing information or medical claim records is for a member enrolled in a state-contracted MCO (managed care organization), the provider is required to do the following:

1. Obtain a release signed by the member or authorized representative.
2. Send a copy of the letter requesting the information, along with the release signed by the member or authorized representative, directly to the MCO.

The MCO makes most benefit payments and is entitled to any recovery that may be available.

## Request for a Statement from a Dual Eligible

If the request is for an itemized statement from a dual eligible, pursuant to HR 2015 (Balanced Budget Act of 1997) s. 4311, a dual eligible has the right to request and receive an itemized statement from his or her Medicare-certified health care provider. The

Act requires the provider to furnish the requested information to the member. The Act does *not* require the provider to notify ForwardHealth.

Topic #1646

## **Release of Billing Information to Government Agencies**

Providers are permitted to release member information without informed consent when a written request is made by the DHS (Department of Health Services) or the federal HHS (Department of Health and Human Services) to perform any function related to program administration, such as auditing, program monitoring, and evaluation.

Providers are authorized under Wisconsin Medicaid confidentiality regulations to report suspected misuse or abuse of program benefits to the DHS, as well as to provide copies of the corresponding patient health care records.

## Ongoing Responsibilities

---

Topic #220

### Accommodating Members with Disabilities

All providers, including ForwardHealth providers, operating an existing public accommodation have requirements under [Title III of the Americans with Disabilities Act of 1990 \(nondiscrimination\)](#).

Topic #215

### Change in Ownership

New certification materials, including a provider agreement, must be completed whenever a change in ownership occurs. ForwardHealth defines a "change in ownership" as when a different party purchases (buys out) or otherwise obtains ownership or effective control over a practice or facility. Examples of a change in ownership include the following:

- A sole proprietorship transfers title and property to another party.
- Two or more corporate clinics or centers consolidate and a new corporate entity is created.
- There is an addition, removal, or substitution of a partner in a partnership.
- An incorporated entity merges with another incorporated entity.
- An unincorporated entity (sole proprietorship or partnership) becomes incorporated.

The following provider types require Medicare enrollment and/or [DQA \(Division of Quality Assurance\) certification](#) for Wisconsin Medicaid certification change in ownerships:

- Ambulatory surgery centers.
- ESRD (end-stage renal disease) services providers.
- FQHCs (federally qualified health centers).
- Home health agencies.
- Hospice providers.
- Hospitals (inpatient and outpatient).
- Nursing homes.
- Outpatient rehabilitation facilities.
- Rehabilitation agencies.
- RHCs (rural health clinics).

All changes in ownership must be reported in writing to ForwardHealth and new certification materials must be completed *before* the effective date of the change. The affected provider numbers should be noted in the letter. When the change in ownership is complete, the provider(s) will receive written notification of his or her provider number and the new Medicaid certification effective date in the mail.

Providers with questions about change in ownership should call [Provider Services](#).

### Repayment Following Change in Ownership

Medicaid-certified providers who sell or otherwise transfer their business or business assets are required to repay ForwardHealth for any erroneous payments or overpayments made to them by Wisconsin Medicaid. If necessary, the provider to whom a

transfer of ownership is made will also be held liable by ForwardHealth for repayment. Therefore, prior to final transfer of ownership, the provider acquiring the business is responsible for contacting ForwardHealth to ascertain if he or she is liable under this provision.

The provider acquiring the business is responsible for making payments within 30 days after receiving notice from the DHS (Department of Health Services) that the amount shall be repaid in full.

Providers may send inquiries about the determination of any pending liability on the part of the owner to the following address:

Division of Health Care Access and Accountability  
Bureau of Program Integrity  
PO Box 309  
Madison WI 53701-0309

ForwardHealth has the authority to enforce these provisions within four years following the transfer of a business or business assets. Refer to [s. 49.45\(21\)](#), Wis. Stats., for complete information.

Topic #219

## Civil Rights Compliance (Nondiscrimination)

Providers are required to comply with all federal laws relating to Title XIX of the Social Security Act and state laws pertinent to ForwardHealth, including the following:

- Title VI and VII of the Civil Rights Act of 1964.
- The Age Discrimination Act of 1975.
- Section 504 of the Rehabilitation Act of 1973.
- The ADA (Americans with Disabilities Act) of 1990.

The previously listed laws require that all health care benefits under ForwardHealth be provided on a nondiscriminatory basis. No applicant or member can be denied participation in ForwardHealth or be denied benefits or otherwise subjected to discrimination in any manner under ForwardHealth on the basis of race, color, national origin or ancestry, sex, religion, age, disability, or association with a person with a disability.

Any of the following actions may be considered discriminatory treatment when based on race, color, national origin, disability, or association with a person with a disability:

- Denial of aid, care, services, or other benefits.
- Segregation or separate treatment.
- Restriction in any way of any advantage or privilege received by others. (There are some program restrictions based on eligibility classifications.)
- Treatment different from that given to others in the determination of eligibility.
- Refusing to provide an oral language interpreter to persons who are considered LEP (limited English proficient) at no cost to the LEP individual in order to provide meaningful access.
- Not providing translation of vital documents to the LEP groups who represent five percent or 1,000, whichever is smaller, in the provider's area of service delivery.

*Note:* Limiting practice by age is not age discrimination and specializing in certain conditions is not disability discrimination. For further information, see 45 CFR Part 91.

Providers are required to be in compliance with the previously mentioned laws as they are currently in effect or amended. Providers who employ 25 or more employees and receive \$25,000 or more annually in Medicaid reimbursement are also

required to comply with the DHS (Department of Health Services) [Affirmative Action and Civil Rights Compliance Plan](#) requirements. Providers that employ less than 25 employees and receive less than \$25,000 annually in Medicaid reimbursement are required to comply by submitting a Letter of Assurance and other appropriate forms.

Providers without Internet access may obtain copies of the DHS Affirmative Action and Civil Rights Compliance Plan (including the Letter of Assurance and other forms) and instructions by calling the Affirmative Action and Civil Rights Compliance Officer at (608) 266-9372. Providers may also write to the following address:

AA/CRC Office  
1 W Wilson St Rm 561  
PO Box 7850  
Madison WI 53707-7850

For more information on the acts protecting members from discrimination, refer to the civil rights compliance information in the Enrollment and Benefits booklet. The booklet is given to new ForwardHealth members by local county or tribal agencies. Potential ForwardHealth members can request the booklet by calling [Member Services](#).

## **Title VI of the Civil Rights Act of 1964**

This act requires that all benefits be provided on a nondiscriminatory basis and that decisions regarding the provision of services be made without regard to race, color, or national origin. Under this act, the following actions are prohibited, if made on the basis of race, color, or national origin:

- Denying services, financial aid, or other benefits that are provided as a part of a provider's program.
- Providing services in a manner different from those provided to others under the program.
- Aggregating or separately treating clients.
- Treating individuals differently in eligibility determination or application for services.
- Selecting a site that has the effect of excluding individuals.
- Denying an individual's participation as a member of a planning or advisory board.
- Any other method or criteria of administering a program that has the effect of treating or affecting individuals in a discriminatory manner.

## **Title VII of the Civil Rights Act of 1964**

This act prohibits differential treatment, based solely on a person's race, color, sex, national origin, or religion, in the terms and conditions of employment. These conditions or terms of employment are failure or refusal to hire or discharge compensation and benefits, privileges of employment, segregation, classification, and the establishment of artificial or arbitrary barriers to employment.

## **Federal Rehabilitation Act of 1973, Section 504**

This act prohibits discrimination in both employment and service delivery based solely on a person's disability.

This act requires the provision of reasonable accommodations where the employer or service provider cannot show that the accommodation would impose an undue hardship in the delivery of the services. A reasonable accommodation is a device or service modification that will allow the disabled person to receive a provider's benefits. An undue hardship is a burden on the program that is not equal to the benefits of allowing that handicapped person's participation.

A handicapped person means any person who has a physical or mental impairment that substantially limits one or more major life activities, has a record of such an impairment, or is regarded as having such an impairment.

In addition, Section 504 requires "program accessibility," which may mean building accessibility, outreach, or other measures that

allow for full participation of the handicapped individual. In determining program accessibility, the program or activity will be viewed in its entirety. In choosing a method of meeting accessibility requirements, the provider shall give priority to those methods that offer a person who is disabled services that are provided in the most integrated setting appropriate.

## Americans with Disabilities Act of 1990

Under Title III of the ADA (Americans with Disabilities Act) of 1990, any provider that operates an existing public accommodation has four specific requirements:

1. Remove barriers to make his or her goods and services available to and usable by people with disabilities to the extent that it is readily achievable to do so (i.e., to the extent that needed changes can be accomplished without much difficulty or expense).
2. Provide auxiliary aids and services so that people with sensory or cognitive disabilities have access to effective means of communication, unless doing so would fundamentally alter the operation or result in undue burdens.
3. Modify any policies, practices, or procedures that may be discriminatory or have a discriminatory effect, unless doing so would fundamentally alter the nature of the goods, services, facilities, or accommodations.
4. Ensure that there are no unnecessary eligibility criteria that tend to screen out or segregate individuals with disabilities or limit their full and equal enjoyment of the place of public accommodation.

## Age Discrimination Act of 1975

The Age Discrimination Act of 1975 prohibits discrimination on the basis of age in programs and activities receiving federal financial assistance. The Act, which applies to all ages, permits the use of certain age distinctions and factors other than age that meet the Act's requirements.

Topic #198

## Contracted Staff

Under a few circumstances (e.g., personal care, case management services), providers may contract with non-Medicaid certified agencies for services. Providers are legally, programmatically, and fiscally responsible for the services provided by their contractors and their contractor's services.

When contracting services, providers are required to monitor the contracted agency to ensure that the agency is meeting member needs and adhering to ForwardHealth requirements.

Providers are also responsible for informing a contracted agency of ForwardHealth requirements. Providers should refer those with whom they contract for services to ForwardHealth publications for program policies and procedures. ForwardHealth references and publications include, but are not limited to, the following:

- Wisconsin Administrative Code.
- *ForwardHealth Updates*.
- The Online Handbook.

Providers should encourage contracted agencies to visit the ForwardHealth Portal regularly for the most current information.

Topic #216

## Examples of Ongoing Responsibilities

Responsibilities for which providers are held accountable are described throughout the Online Handbook. Medicaid-certified providers have responsibilities that include, but are not limited to, the following:

- Providing the same level and quality of care to ForwardHealth members as private-pay patients.
- Complying with all state and federal laws related to ForwardHealth.
- Obtaining PA (prior authorization) for services, when required.
- Notifying members in advance if a service is not covered by ForwardHealth and the provider intends to collect payment from the member for the service.
- Maintaining accurate medical and billing records.
- Retaining preparation, maintenance, medical, and financial records, along with other documentation, for a period of not less than five years from the date of payment, except rural health clinic providers who are required to retain records for a minimum of six years from the date of payment.
- Billing only for services that were actually provided.
- Allowing a member access to his or her records.
- Monitoring contracted staff.
- Accepting Medicaid reimbursement as payment in full for covered services.
- Keeping provider information (i.e., address, business name) current.
- Notifying ForwardHealth of changes in ownership.
- Responding to Medicaid recertification notifications.
- Safeguarding member confidentiality.
- Verifying member enrollment.
- Keeping up-to-date with changes in program requirements as announced in ForwardHealth publications.

Topic #217

## Keeping Information Current

### Types of Changes

Providers are required to notify ForwardHealth of changes, including the following:

- Address(es) — practice location and related information, mailing, PA (prior authorization), and/or financial.
- Business name.
- Contact name.
- Federal Tax ID number (IRS (Internal Revenue Service) number).
- Group affiliation.
- Licensure.
- NPI (National Provider Identifier).
- Ownership.
- Professional certification.
- Provider specialty.
- Supervisor of nonbilling providers.
- Taxonomy code.
- Telephone number, including area code.

Failure to notify ForwardHealth of changes may result in the following:

- Incorrect reimbursement.
- Misdirected payment.
- Claim denial.
- Suspension of payments in the event that provider mail is returned to ForwardHealth for lack of a current address.



Entering new information on a claim form or PA request is *not* adequate notification of change.

## Address Changes

Healthcare providers who are federally required to have an NPI are cautioned that changes to their practice location address on file with ForwardHealth may alter their ZIP+4 code information that is required on transactions.

## Submitting Changes in Address or Status

Once certified, providers are required to submit changes in address or status as they occur, either through the Portal or on paper.

### ForwardHealth Portal Submission

After establishing a provider account on the ForwardHealth Portal, providers may make changes to their demographic information online. Changes made through the Portal instantly update the provider's information in ForwardHealth interChange. In addition, since the provider is allowed to make changes directly to his or her information, the process does not require re-entry by ForwardHealth.

Providers should note, however, that the demographic update function of the Portal limits certain providers from modifying some types of information. Providers who are not able to modify certain information through the Portal may make these changes using the [Provider Change of Address or Status \(F-01181 \(09/11\)\)](#) form.

### Paper Submission

Providers must use the Provider Change of Address or Status form. Copies of old versions of this form will not be accepted and will be returned to the provider so that he or she may complete the current version of the form or submit changes through the Portal.

### Change Notification Letter

When a change is made to certain provider information, either through the use of the Provider Change of Address or Status form or through the Portal, ForwardHealth will send a letter notifying the provider of the change(s) made. Providers should carefully review the Provider File Information Change Summary included with the letter. If any information on this summary is incorrect, providers may do one of the following:

- If the provider made an error while submitting information on the Portal, he or she should correct the information through the Portal.
- If the provider submitted incorrect information using the Provider Change of Address or Status form, he or she should either submit a corrected form or correct the information through the Portal.
- If the provider submitted correct information on the Provider Change of Address or Status form and believes an error was made in processing, he or she can contact [Provider Services](#) to have the error corrected or submit the correct information via the Portal.

## Notify Division of Quality Assurance of Changes

Providers licensed or certified by the DQA (Division of Quality Assurance) are required to notify the DQA of changes to physical address, changes of ownership, and facility closures by calling (608) 266-8481.

Providers licensed or certified by the DQA are required to notify the DQA of these changes *before* notifying ForwardHealth. The DQA will then forward the information to ForwardHealth.

Topic #577

## Legal Framework

The following laws and regulations provide the legal framework for BadgerCare Plus, Medicaid, and Wisconsin Well Woman Medicaid:

- Federal Law and Regulation:
  - Law — United States Social Security Act; Title XIX (42 US Code ss. 1396 and following) and Title XXI.
  - Regulation — Title 42 CFR Parts 430-498 and Parts 1000-1008 (Public Health).
- Wisconsin Law and Regulation:
  - Law — Wisconsin Statutes: [49.43-49.499](#), [49.665](#), and [49.473](#).
  - Regulation — Wisconsin Administrative Code, Chapters [DHS 101](#), [102](#), [103](#), [104](#), [105](#), [106](#), [107](#), and [108](#).

Laws and regulations may be amended or added at any time. Program requirements may not be construed to supersede the provisions of these laws and regulations.

The information included in the ForwardHealth Portal applies to BadgerCare Plus, Medicaid, and Wisconsin Well Woman Medicaid. BadgerCare Plus, Medicaid, and Wisconsin Well Woman Medicaid are administered by the DHS (Department of Health Services). Within the DHS, the DHCAA (Division of Health Care Access and Accountability) is directly responsible for managing these programs.

Topic #13277

## Reporting Suspected Waste, Fraud, and Abuse

The DHS (Department of Health Services) OIG (Office of Inspector General) investigates fraud and abuses including, but not limited to, the following:

- Billing Medicaid for services or equipment that were not provided.
- Submitting false applications for a DHS-funded assistance program such as Medicaid, BadgerCare Plus, WIC (Special Supplemental Nutrition Program for Women, Infants, and Children), or FoodShare.
- Trafficking FoodShare benefits.
- Crime, misconduct, and/or mismanagement by a DHS employee, official, or contractor.

Those who suspect fraudulent activity in Medicaid programs are required to notify the OIG if they have reason to believe that a person is misusing or abusing any DHS health care program or the ForwardHealth identification card.

[Section 49.49](#), Wis. Stats., defines actions that represent member misuse or abuse of benefits and the resulting sanctions that may be imposed. Providers are under no obligation to inform the member that they are misusing or abusing their benefits. A provider may not confiscate a ForwardHealth card from a member in question.

## Reporting Suspected Fraud and Abuse

Those who suspect any form of fraud, waste, or abuse of a program by providers, trading partners, billing services, agencies, or recipients of any government assistance program are required to report it. Those reporting allegations of fraud and abuse may remain anonymous. However, not providing contact information may prevent OIG from fully investigating the complaint if questions arise during the review process.

If a provider suspects that someone is committing fraudulent activities or is misusing his or her ForwardHealth card, the provider is required to notify ForwardHealth by one of the following methods:

- Going to the OIG fraud and abuse reporting [Web site](#).
- Calling the DHS fraud and abuse hotline at (877) 865-3432.

The following information is helpful when reporting fraud and abuse:

- A description of the fraud, waste, and/or abuse, including the nature, scope, and timeframe of the activity in question. The description should include sufficient detail for the complaint to be evaluated.
- The names and dates of birth (or approximate ages) of the people involved, as well as the number of occurrences and length of the suspected activity.
- The names and date(s) of other people or agencies to which the activity may have been reported.

After the allegation is received, the DHS OIG will evaluate it and take appropriate action. If the name and contact information of the person reporting the allegation was provided, the OIG may be in contact to verify details or ask for additional information.

## Provider Numbers

---

Topic #3421

### National Provider Identifier

Health care providers are required to indicate an NPI (National Provider Identifier) on electronic and paper transactions submitted to ForwardHealth.

The NPI is a 10-digit number obtained through NPPES (National Plan and Provider Enumeration System).

Providers should ensure that they have obtained an appropriate NPI to correspond to their certification.

There are two kinds of NPIs:

- Entity Type 1 NPIs are for individuals who provide health care, such as physicians, dentists, and chiropractors.
- Entity Type 2 NPIs are for organizations that provide health care such as hospitals, group practices, pharmacies, and home health agencies.

It is possible for a provider to qualify for both Entity Type 1 and Entity Type 2 NPIs. For example, an individual physical therapist may also be the owner of a therapy group that is a corporation and have two Wisconsin Medicaid certifications — one certification as an individual physical therapist and the other certification as the physical therapy group. A Type 1 NPI for the individual certification and a Type 2 NPI for the group certification are required.

NPIs and classifications may be viewed on the [NPPES Web site](#). The [CMS \(Centers for Medicare and Medicaid Services\) Web site](#) includes more Type 1 and Type 2 NPI information.

### Multiple Certifications

Some providers hold multiple certifications with Wisconsin Medicaid. For example, a health care organization may be certified according to the type of services their organization provides (e.g., physician group, therapy group, home health agency) or the organization may have separate certification for each practice location. Wisconsin Medicaid maintains a separate provider file for each certification that stores information used for processing electronic and paper transactions (e.g., provider type and specialty, certification begin and end dates). When a single NPI is reported for multiple certifications, ForwardHealth requires additional data to identify the provider and to determine the correct provider file to use when processing transactions.

The following additional data are required with an NPI when a single NPI corresponds to multiple certifications:

- The provider's taxonomy code on file with ForwardHealth.
- The ZIP+4 code (complete, nine digits) that corresponds to the practice location address on file with ForwardHealth.

When conducting business with ForwardHealth following certification, a taxonomy code is required when the NPI reported to ForwardHealth corresponds to more than one certification and the provider's practice location ZIP+4 code does not uniquely identify the provider. Omission of the required data will cause claims and other transactions to be denied or delayed in processing.

Topic #5096

### Taxonomy Codes

Taxonomy codes are standard code sets used to provide information about provider type and specialty for the provider's certification. ForwardHealth uses taxonomy codes as additional data for correctly matching the NPI (National Provider Identifier) to the provider file.

Providers are required to use a taxonomy code when the NPI reported to ForwardHealth corresponds to multiple certifications and the provider's practice location ZIP+4 code does not uniquely identify the provider.

Providers are allowed to report multiple taxonomy codes to ForwardHealth as long as the codes accurately describe the provider type and specialty for the provider's certification. When doing business with ForwardHealth, providers may use any one of the reported codes. Providers who report multiple taxonomy codes will be required to designate one of the codes as the primary taxonomy code; this primary code will be used by ForwardHealth for identification purposes.

Providers who wish to change their taxonomy code or add additional taxonomy codes may do so using the demographic maintenance link found in the secure Provider area of the ForwardHealth Portal. Alternatively, providers may use the [Provider Change of Address or Status \(F-01181 \(09/11\)\)](#) form to report new taxonomy codes.

Most taxonomy code changes entered through demographic maintenance will take effect in real time; providers may use the new codes immediately on transactions. Providers who submit new taxonomy codes using the Provider Change of Address or Status form will need to check demographic maintenance to verify ForwardHealth has received and added the new taxonomy codes prior to using them on transactions.

Omission of a taxonomy code when it is required as additional data to identify the provider will cause claims and other transactions to be denied or delayed in processing.

*Note:* Taxonomy codes do not change provider certification or affect reimbursement terms.

Topic #5097

## ZIP Code

The ZIP code of a provider's practice location address on file with ForwardHealth must be a ZIP+4 code. The ZIP+4 code helps to identify a provider when the NPI (National Provider Identifier) reported to ForwardHealth corresponds to multiple certifications and the reported taxonomy code does not uniquely identify the provider.

When a ZIP+4 code is required to identify a provider, omission of it will cause claims and other transactions to be denied or delayed in processing.

Providers may verify the ZIP+4 code for their address on the [United States Postal Service](#) Web site.

## Provider Rights

---

Topic #208

### A Comprehensive Overview of Provider Rights

Medicaid-certified providers have certain rights including, but not limited to, the following:

- Limiting the number of members they serve in a nondiscriminatory way.
- Ending participation in Wisconsin Medicaid.
- Applying for a discretionary waiver or variance of certain rules identified in Wisconsin Administrative Code.
- [Collecting payment from a member under limited circumstances](#).
- Refusing services to a member if the member refuses or fails to present a ForwardHealth identification card. However, possession of a ForwardHealth card does not guarantee enrollment (e.g., the member may not be enrolled, may be enrolled only for limited benefits, or the ForwardHealth card may be invalid). Providers may confirm the current enrollment of the member by using one of the [EVS \(Enrollment Verification System\) methods](#), including calling [Provider Services](#).

Topic #207

### Ending Participation

Providers other than home health agencies and nursing facilities may terminate participation in ForwardHealth according to [DHS 106.05](#), Wis. Admin. Code.

Providers choosing to withdraw should promptly notify their members to give them ample time to find another provider.

When withdrawing, the provider is required to do the following:

- Provide a written notice of the decision at least 30 days in advance of the termination.
- Indicate the effective date of termination.

Providers will not receive reimbursement for nonemergency services provided on and after the effective date of termination. Voluntary termination notices can be sent to the following address:

ForwardHealth  
 Provider Maintenance  
 313 Blettner Blvd  
 Madison WI 53784

If the provider fails to specify an effective date in the notice of termination, ForwardHealth may terminate the provider on the date the notice is received.

Topic #209

### Hearing Requests

A provider who wishes to contest a DHS (Department of Health Services) action or inaction for which due process is required

under [s. 227](#), Wis. Stats., may request a hearing by writing to the DHA (Division of Hearings and Appeals).

A provider who wishes to contest the DHCAA's (Division of Health Care Access and Accountability) notice of intent to recover payment (e.g., to recoup for overpayments discovered in an audit by DHCAA) is required to request a hearing on the matter within the time period specified in the notice. The request, which must be in writing, should briefly summarize the provider's basis for contesting the DHS decision to withhold payment.

Refer to [DHS 106](#), Wis. Admin. Code, for detailed instructions on how to file an appeal.

If a timely request for a hearing is not received, the DHS may recover those amounts specified in its original notice from future amounts owed to the provider.

*Note:* Providers are not entitled to administrative hearings for billing disputes.

Topic #210

## Limiting the Number of Members

If providers choose to limit the number of members they see, they cannot accept a member as a private-pay patient. Providers should instead refer the member to another ForwardHealth provider.

Persons applying for or receiving benefits are protected against discrimination based on race, color, national origin, sex, religion, age, disability, or association with a person with a disability.

Topic #206

## Requesting Discretionary Waivers and Variances

In rare instances, a provider or member may apply for, and the DHCAA (Division of Health Care Access and Accountability) will consider applications for, a discretionary waiver or variance of certain rules in [DHS 102](#), [103](#), [104](#), [105](#), [107](#), and [108](#), Wis. Admin. Code. Rules that are not considered for a discretionary waiver or variance are included in [DHS 106.13](#), Wis. Admin. Code.

Waivers and variances are not available to permit coverage of services that are either expressly identified as noncovered or are not expressly mentioned in DHS 107, Wis. Admin. Code.

## Requirements

A request for a waiver or variance may be made at any time; however, all applications must be made in writing to the DHCAA. All applications are required to specify the following:

- The rule from which the waiver or variance is requested.
- The time period for which the waiver or variance is requested.
- If the request is for a variance, the specific alternative action proposed by the provider.
- The reasons for the request.
- Justification that all requirements for a discretionary waiver or variance would be satisfied.

The DHCAA may also require additional information from the provider or the member prior to acting on the request.

## Application

The DHCAA may grant a discretionary waiver or variance if it finds that all of the following requirements are met:

- The waiver or variance will not adversely affect the health, safety, or welfare of any member.
- Either the strict enforcement of a requirement would result in unreasonable hardship on the provider or on a member, or an alternative to a rule is in the interests of better care or management. An alternative to a rule would include a new concept, method, procedure or technique, new equipment, new personnel qualifications, or the implementation of a pilot project.
- The waiver or variance is consistent with all applicable state and federal statutes and federal regulations.
- Federal financial participation is available for all services under the waiver or variance, consistent with the Medicaid state plan, the federal CMS (Centers for Medicare and Medicaid Services), and other applicable federal program requirements.
- Services relating to the waiver or variance are medically necessary.

To apply for a discretionary waiver or variance, providers are required to send their application to the following address:

Division of Health Care Access and Accountability  
Waivers and Variances  
PO Box 309  
Madison WI 53701-0309



## Recertification

---

Topic #8517

### An Overview

Each year approximately one-third of all Medicaid-certified providers undergo recertification. During provider recertification, providers update their information and sign the Wisconsin Medicaid Provider Agreement and Acknowledgement of Terms of Participation. Providers are required to complete the provider recertification process to continue their participation with Wisconsin Medicaid. For most providers, recertification will be conducted online at the ForwardHealth Portal. Providers will be notified when they need to be recertified and will be provided with instructions on how to complete the recertification process.

Topic #8521

### Checking the Status of a Recertification Application

Providers may check the status of their recertification on the [ForwardHealth Portal](#) by entering the ATN (application tracking number) from the Provider Recertification Notice and pressing "Search."

Providers will receive one of the following status responses:

- "Approved." ForwardHealth has reviewed the recertification materials and all requirements have been met. ForwardHealth is completing updates to provider files.
- "Awaiting Additional Info." ForwardHealth has reviewed the recertification materials and has requested additional information from the provider. Providers will receive a letter via mail when additional materials or information are required to complete processing of the recertification materials.
- "Awaiting Follow-On Documents." ForwardHealth requires additional paper documents to process the recertification. After the provider has submitted recertification information online via the Portal, the final screen will list additional documents the provider must mail to ForwardHealth. ForwardHealth cannot complete processing until these documents are received. This status is primarily used for SMV (specialized medical vehicle) provider recertification.
- "Denied." The provider's recertification has been denied.
- "Failure to Recertify." The provider has not recertified by the established recertification deadline.
- "In Process." The recertification materials are in the process of being reviewed by ForwardHealth.
- "Paper Requested." The provider requested a paper recertification application and ForwardHealth has not received the paper application yet.
- "Recert Initiated." The Provider Recertification Notice and PIN (personal identification number) letter have been sent to the provider. The provider has not started the recertification process yet.
- "Recertified." The provider has successfully completed recertification. There are no actions necessary by the provider.
- "Referred To DHS." ForwardHealth has referred the provider recertification materials to the State Certification Specialist for recertification determination.

Topic #8519

### Notification Letters

Providers undergoing recertification will receive two important letters in the mail from ForwardHealth:

- The Provider Recertification Notice. This is the first notice to providers. The Provider Recertification Notice contains identifying information about the provider who is required to complete recertification, the recertification deadline, and the ATN (application tracking number) assigned to the provider. The ATN is used when logging in to the ForwardHealth Portal to complete recertification and also serves as the tracking number when checking the status of the provider's recertification.
- The PIN (personal identification number) letter. Providers will receive this notice a few days after the Provider Recertification Notice. The PIN letter will contain a recertification PIN and instructions on logging in to the Portal to complete recertification.

The letters are sent to the mailing address on file with Wisconsin Medicaid. Providers should read these letters carefully and keep them for reference. The letters contain information necessary to log in to the secure Recertification area of the Portal to complete recertification. If a provider needs to replace one of the letters, the recertification process will be delayed.

Topic #8523

## Paper Recertification Applications

Providers who do not have Internet access or who are not able to complete recertification via the ForwardHealth Portal should contact [Provider Services](#) to request a paper recertification application. Providers who request a paper application are required to complete the recertification process on paper and not online via the Portal to avoid duplicate recertification submissions.

Topic #8522

## Recertification Completed by an Authorized Representative

A provider has several options for submitting information to the DHS (Department of Health Services), including electronic and Web-based submission methodologies that require the input of secure and discrete access codes but not written provider signatures.

The provider has sole responsibility for maintaining the privacy and security of any access code the provider uses to submit information to the DHS, and any individual who submits information using such access code does so on behalf of the provider, regardless of whether the provider gave the access code to the individual or had knowledge that the individual knew the access code or used it to submit information to the DHS.

Topic #8520

## Recertification on the ForwardHealth Portal

### Logging in to the Secure Recertification Area of the Portal

Once a provider has received the Provider Recertification Notice and PIN (personal identification number) letter, the provider may log in to the Recertification area of the ForwardHealth Portal to begin the recertification process.

The Recertification area of the Portal is not part of a Provider Portal account. Providers do not need a Provider Portal account to participate in recertification via the Portal. Providers are not able to access the Recertification area of the Portal by logging in to a Provider Portal account; providers must use the ATN (application tracking number) from the Provider Recertification Notice and PIN from the PIN letter to log in to the Recertification area of the Portal.

The Portal will guide providers through the recertification process. On each screen, providers are required to complete or verify information.

## **Completing Recertification**

Providers are required to complete all of the recertification screens in a single session. The Portal will not save a provider's partial progress through the recertification screens. If a provider does not complete all of the recertification screens in a single session, the provider will be required to start over when logging in to the Recertification area of the Portal again.

It is important to read the final screen carefully and follow all instructions before exiting the recertification process. After exiting the recertification process, providers will not be able to retrieve the provider recertification documents for their records.

The final screen of the recertification process gives providers the option to print and save a PDF (Portable Document Format) version of the recertification information submitted to ForwardHealth. Providers whose recertification is approved immediately will also be able to print a copy of the approval letter and the Provider Agreement signed by the DHS (Department of Health Services).

In other cases, the final screen will give providers additional instructions to complete recertification, such as the following:

- The recertification application requires review. Providers are mailed the approval letter and other materials when the application is approved.
- Some providers may be required to send additional paper documentation to ForwardHealth.

## Sanctions

---

Topic #211

### Intermediate Sanctions

According to [DHS 106.08\(3\)](#), Wis. Admin. Code, the DHS (Department of Health Services) may impose intermediate sanctions on providers who violate certain requirements. Common examples of sanctions that the DHS may apply include the following:

- Review of the provider's claims before payment.
- Referral to the appropriate peer review organization, licensing authority, or accreditation organization.
- Restricting the provider's participation in BadgerCare Plus.
- Requiring the provider to correct deficiencies identified in a DHS audit.

Prior to imposing any alternative sanction under this section, the DHS will issue a written notice to the provider in accordance with [DHS 106.12](#), Wis. Admin. Code.

Any sanction imposed by the DHS may be appealed by the provider under DHS 106.12, Wis. Admin. Code. Providers may appeal a sanction by writing to the DHA (Division of Hearings and Appeals).

Topic #212

### Involuntary Termination

The DHS (Department of Health Services) may suspend or terminate the Medicaid certification of any provider according to [DHS 106.06](#), Wis. Admin. Code.

The suspension or termination may occur if both of the following apply:

- The DHS finds that any of the grounds for provider termination are applicable.
- The suspension or termination will not deny members access to services.

Reasonable notice and an opportunity for a hearing within 15 days will be given to each provider whose certification is terminated by the DHS. Refer to [DHS 106.07](#), Wis. Admin. Code, for detailed information regarding possible sanctions.

In cases where Medicare enrollment is required as a condition of certification with Wisconsin Medicaid, termination from Medicare results in automatic termination from Wisconsin Medicaid.

Topic #213

### Sanctions for Collecting Payment from Members

Under state and federal laws, if a provider inappropriately collects payment from an enrolled member, or authorized person acting on behalf of the member, that provider may be subject to program sanctions including termination of Medicaid certification. In addition, the provider may also be fined not more than \$25,000, or imprisoned not more than five years, or both, pursuant to 42 USC s. 1320a-7b(d) or [s. 49.49\(3m\)](#), Wis. Stats.

There may be narrow exceptions on when providers may [collect payment from members](#).

Topic #214

## Withholding Payments

The DHS (Department of Health Services) may withhold full or partial Medicaid provider payments without prior notification if, as the result of any review or audit, the DHS finds reliable evidence of fraud or willful misrepresentation.

"Reliable evidence" of fraud or willful misrepresentation includes, but is not limited to, the filing of criminal charges by a prosecuting attorney against the provider or one of the provider's agents or employees.

The DHS is required to send the provider a written notice within five days of taking this action. The notice will generally set forth the allegations without necessarily disclosing specific information about the investigation.

# Claims

2

Archive Date:06/01/2012

## Claims:Adjustment Requests

---

Topic #814

### Allowed Claim

An allowed claim (or adjustment request) contains at least one service that is reimbursable. Allowed claims display on the Paid Claims Section of the RA (Remittance Advice) with a dollar amount greater than "0" in the allowed amount fields. Only an allowed claim, which is also referred to as a claim in an allowed status, may be adjusted.

Topic #815

### Denied Claim

A claim that was completely denied is considered to be in a denied status. To receive reimbursement for a claim that was completely denied, it must be corrected and submitted as a new claim.

Topic #512

### Electronic

#### 837 Transaction

Even if the original claim was submitted on paper, providers may submit electronic adjustment requests using an [837 \(837 Health Care Claim\) transaction](#).

#### Provider Electronic Solutions Software

The DHCAA (Division of Health Care Access and Accountability) offers electronic billing software at no cost to providers. The PES (Provider Electronic Solutions) software allows providers to submit electronic adjustment requests using an 837 transaction. To obtain PES software, providers may download it from the [ForwardHealth Portal](#). For assistance installing and using PES software, providers may call the [EDI \(Electronic Data Interchange\) Helpdesk](#).

#### Portal Claim Adjustments

Providers can submit claim adjustments via the Portal. Providers may use the search function to find the specific claim to adjust. Once found, the provider can alter the claim to reflect the desired change and resubmit it to ForwardHealth. Any claim ForwardHealth has paid can be adjusted and resubmitted on the Portal, regardless of how the claim was originally submitted.

Topic #513

### Follow-Up

Providers who believe an error has occurred or their issues have not been satisfactorily resolved have the following options:

- Submit a new adjustment request if the previous adjustment request is in an allowed status.
- Submit a new claim for the services if the adjustment request is in a denied status.
- Contact [Provider Services](#) for assistance with paper adjustment requests.
- Contact the [EDI \(Electronic Data Interchange\) Helpdesk](#) for assistance with electronic adjustment requests.

Topic #515

## Paper

Paper adjustment requests must be submitted using the [Adjustment/Reconsideration Request \(F-13046 \(10/08\)\)](#) form.

Topic #816

## Processing

Within 30 days of receipt, ForwardHealth generally reprocesses the original claim with the changes indicated on the adjustment request and responds on ForwardHealth remittance information.

Topic #514

## Purpose

After reviewing both the claim and ForwardHealth [remittance information](#), a provider may determine that an allowed claim needs to be adjusted. Providers may file adjustment requests for reasons including the following:

- To correct billing or processing errors.
- To correct inappropriate payments (overpayments and underpayments).
- To add and delete services.
- To supply additional information that may affect the amount of reimbursement.
- To request professional consultant review (e.g., medical, dental).

Providers may initiate reconsideration of an allowed claim by submitting an adjustment request to ForwardHealth.

Topic #4857

## Submitting Paper Attachments with Electronic Claim Adjustments

Providers may submit [paper attachments to accompany electronic claim adjustments](#). Providers should refer to their [companion guides](#) for directions on indicating that a paper attachment will be submitted by mail.



## Good Faith Claims

---

Topic #518

### Definition

A good faith claim may be submitted when a claim is denied due to a discrepancy between the member's enrollment information in the claims processing system and the member's actual enrollment. If a member presents a temporary card or an EE (Express Enrollment) card, BadgerCare Plus encourages providers to check the member's enrollment and, if the enrollment is not on file yet, make a photocopy of the member's temporary card or EE card. If Wisconsin's EVS (Enrollment Verification System) indicates that the member is not enrolled in BadgerCare Plus, providers should check enrollment again in two days or wait one week to submit a claim to ForwardHealth. If the EVS indicates that the member still is not enrolled after two days, or if the claim is denied with an enrollment-related EOB (Explanation of Benefits) code, providers should contact [Provider Services](#) for assistance.

## Overpayments

---

Topic #528

### Adjustment Request vs. Cash Refund

Except for nursing home and hospital providers, cash refunds may be submitted to ForwardHealth in lieu of an adjustment request. However, whenever possible, providers should submit an adjustment request for returning overpayments since both of the following are true:

- A cash refund does not provide documentation for provider records as an adjustment request does. (Providers may be required to submit proof of the refund at a later time.)
- Providers are not able to further adjust the claim after a cash refund is done if an additional reason for adjustment is determined.

Topic #532

### Adjustment Requests

When correcting an overpayment through an adjustment request, providers may submit the adjustment request electronically or on paper. Providers should not submit provider-based billing claims through adjustment processing channels.

ForwardHealth processes an adjustment request if the provider is all of the following:

- Medicaid certified on the DOS (date of service).
- Not currently under investigation for Medicaid fraud or abuse.
- Not subject to any intermediate sanctions under [DHS 106.08](#), Wis. Admin. Code.
- Claiming and receiving ForwardHealth reimbursement in sufficient amounts to allow the recovery of the overpayment within a very limited period of time. The period of time is usually no more than 60 days.

### Electronic Adjustment Requests

ForwardHealth will deduct the overpayment when the [electronic adjustment request](#) is processed. Providers should use the [companion guide](#) for the appropriate 837 (837 Health Care Claim) transaction when submitting adjustment requests.

### Paper Adjustment Requests

For [paper adjustment requests](#), providers are required to do the following:

- Submit an [Adjustment/Reconsideration Request \(F-13046 \(10/08\)\)](#) form through normal processing channels (not Timely Filing), regardless of the DOS.
- Indicate the reason for the overpayment, such as a duplicate reimbursement or an error in the quantity indicated on the claim.

After the paper adjustment request is processed, ForwardHealth will deduct the overpayment from future reimbursement amounts.

Topic #533

## Cash Refunds

When submitting a personal check to ForwardHealth for an overpayment, providers should include a copy of the RA (Remittance Advice) for the claim to be adjusted and highlight the affected claim on the RA. If a copy of the RA is not available, providers should indicate the ICN (internal control number), the NPI (National Provider Identifier) (if applicable), and the payee ID from the RA for the claim to be adjusted. The check should be sent to the following address:

ForwardHealth  
Financial Services Cash Unit  
313 Blettner Blvd  
Madison WI 53784

Topic #531

## ForwardHealth-Initiated Adjustments

ForwardHealth may initiate an adjustment when a retroactive rate increase occurs or when an improper or excess payment has been made. ForwardHealth has the right to pursue overpayments resulting from computer or clerical errors that occurred during claims processing.

If ForwardHealth initiates an adjustment to recover overpayments, ForwardHealth remittance information will include details of the adjustment in the Claims Adjusted Section of the paper RA (Remittance Advice).

Topic #530

## Requirements

As stated in [DHS 106.04\(5\)](#), Wis. Admin. Code, the provider is required to refund the overpayment within 30 days of the date of the overpayment if a provider receives overpayment for a claim because of duplicate reimbursement from ForwardHealth or other health insurance sources.

In the case of all other overpayments (e.g., incorrect claims processing, incorrect maximum allowable fee paid), providers are required to return the overpayment within 30 days of the date of discovery.

The return of overpayments may occur through one of the following methods:

- Return of overpayment through the adjustment request process.
- Return of overpayment with a cash refund.
- Return of overpayment with a voided claim.
- ForwardHealth-initiated adjustments.

*Note:* Nursing home and hospital providers may not return an overpayment with a cash refund. These providers routinely receive retroactive rate adjustments, requiring ForwardHealth to reprocess previously paid claims to reflect a new rate. This is not possible after a cash refund is done.

Topic #8417

## Voiding Claims

Providers may void claims on the ForwardHealth Portal to return overpayments. This way of returning overpayments may be a more efficient and timely way for providers as a voided claim is a complete recoupment of the payment for the entire claim. Once a claim is voided, the claim can no longer be adjusted; however, the services indicated on the voided claim may be resubmitted on a new claim.

## Responses

---

Topic #540

### An Overview of the Remittance Advice

The RA (Remittance Advice) provides important information about the processing of claims and adjustment requests as well as additional financial transactions such as refunds or recoupment amounts withheld. ForwardHealth provides [electronic RAs](#) to providers on their secure ForwardHealth Portal accounts when at least one claim, adjustment request, or financial transaction is processed. RAs are generated from the appropriate ForwardHealth program when at least one claim, adjustment request, or financial transaction is processed. An RA is generated regardless of how a claim or adjustment is submitted (electronically or on paper). Generally, payment information is released and an RA is generated by ForwardHealth no sooner than the first state business day following the financial cycle.

Providers are required to access their secure [ForwardHealth provider Portal account](#) to obtain their RA.

RAs are accessible to providers in a TXT (text) format via the secure Provider area of the Portal. Providers are also able to download the RA from their secure provider Portal account in a CSV (comma-separated values) format.

Topic #5091

### National Provider Identifier on the Remittance Advice

Health care providers who have a single NPI (National Provider Identifier) that is used for multiple certifications will receive an RA for each certification with the same NPI reported on each of the RAs. For instance, if a hospital has obtained a single NPI and the hospital has a clinic, a lab, and a pharmacy that are all certified by Medicaid, the clinic, the lab, and the pharmacy will submit separate claims that indicate the same NPI as the hospital. Separate RAs will be generated for the hospital, the clinic, the lab, and the pharmacy.

Topic #4818

### Calculating Totals on the Remittance Advice for Adjusted and Paid Claims

The total amounts for all adjusted or paid claims reported on the RA (Remittance Advice) appear at the end of the adjusted claims and paid claims sections. ForwardHealth calculates the total for each section by adding the net amounts for all claims listed in that section. Cutback amounts are subtracted from the allowed amount to reach the total reimbursement for the claims.

*Note:* Some cutbacks that are reported in detail lines will appear as EOB (Explanation of Benefits) codes and will not display an exact dollar amount.

Topic #534

### Claim Number

Each claim or adjustment request received by ForwardHealth is assigned a unique claim number (also known as the ICN (internal

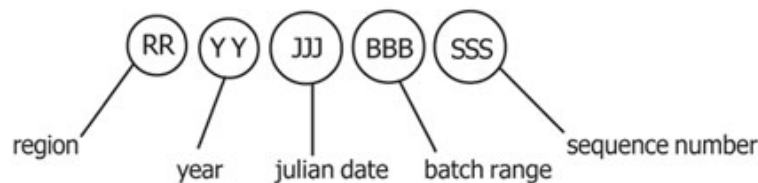
control number)). However, denied real-time compound and noncompound claims are not assigned an ICN, but receive an authorization number. Authorization numbers are not reported to the RA (Remittance Advice) or 835 (835 Health Care Claim Payment/Advice).

## Interpreting Claim Numbers

The [ICN](#) consists of 13 digits that identify valuable information (e.g., the date the claim was received by ForwardHealth, how the claim was submitted) about the claim or adjustment request.

## Interpreting Claim Numbers

Each claim and adjustment received by ForwardHealth is assigned a unique claim number (also known as the internal control number or ICN). This number identifies valuable information about the claim and adjustment request. The following diagram and table provide detailed information about interpreting the claim number.



Type of Number and Description	Applicable Numbers and Description
<b>Region</b> — Two digits indicate the region. The region indicates how ForwardHealth received the claim or adjustment request.	10 — Paper Claims with No Attachments 11 — Paper Claims with Attachments 20 — Electronic Claims with No Attachments 21 — Electronic Claims with Attachments 22 — Internet Claims with No Attachments 23 — Internet Claims with Attachments 25 — Point-of-Service Claims 26 — Point-of-Service Claims with Attachments 40 — Claims Converted from Former Processing System 45 — Adjustments Converted from Former Processing System 50–59 — Adjustments 80 — Claim Resubmissions 90–91 — Claims Requiring Special Handling
<b>Year</b> — Two digits indicate the year ForwardHealth received the claim or adjustment request.	For example, the year 2008 would appear as 08.
<b>Julian date</b> — Three digits indicate the day of the year, by Julian date, that ForwardHealth received the claim or adjustment request.	For example, February 3 would appear as 034.
<b>Batch range</b> — Three digits indicate the batch range assigned to the claim.	The batch range is used internally by ForwardHealth.
<b>Sequence number</b> — Three digits indicate the sequence number assigned within the batch range.	The sequence number is used internally by ForwardHealth.

Topic #535

## Claim Status

ForwardHealth generally processes claims and adjustment requests within 30 days of receipt. Providers may check the status of a claim or adjustment request using the [AVR \(Automated Voice Response\)](#) system or the 276/277 (276/277 Health Care Claim Status Request and Response) transaction.

If a claim or adjustment request does not appear in claim status within 45 days of the date of submission, a copy of the original claim or adjustment request should be resubmitted through normal processing channels.

Topic #644

## ClaimCheck Review

ForwardHealth monitors all professional claims for compliance with reimbursement policy using an automated procedure coding review software known as McKesson ClaimCheck®. ClaimCheck reviews claims submitted for billing inconsistencies and errors during claims processing. Insurance companies, Medicare, and other state Medicaid programs use similar software.

EOB (Explanation of Benefits) codes specific to the ClaimCheck review appear in the TXT (text) RA (Remittance Advice) file and in the electronic 835 (835 Health Care Claim Payment/Advice) transactions.

ClaimCheck review does not change Medicaid or BadgerCare Plus policy on covered services but monitors compliance with policy more closely and reimburses providers appropriately.

## Areas Monitored by ClaimCheck

ForwardHealth uses ClaimCheck software to monitor the following situations:

- Unbundled procedures.
- Incidental/integral procedures.
- Mutually exclusive procedures.
- Medical visit billing errors.
- Preoperative and postoperative billing errors.
- Medically obsolete procedures.
- Assistant surgeon billing errors.
- Gender-related billing errors.

ClaimCheck will not review claims that have been denied for general billing errors, such as an invalid member identification number or an invalid or missing provider number. Providers will need to correct the general billing error and resubmit the claim, at which point ClaimCheck will review the claim.

## Unbundled Procedures

Unbundling occurs when two or more procedure codes are used to describe a procedure that may be better described by a single, more comprehensive procedure code. ClaimCheck considers the single, most appropriate procedure code for reimbursement when unbundling is detected.

If certain procedure codes are submitted, ClaimCheck rebundles them into the single most appropriate procedure code. For example, if a provider submits a claim with procedure codes 12035 (Repair, intermediate, wounds of scalp, axillae, trunk and/or

extremities [excluding hands and feet]; 12.6 cm to 20.0 cm) and 12036 (Repair, intermediate, wounds of scalp, axillae, trunk and/or extremities [excluding hands and feet]; 20.1 cm to 30.0 cm), ClaimCheck rebundles them to procedure code 12037 (Repair, intermediate, wounds of scalp, axillae, trunk and/or extremities [excluding hands and feet]; over 30.0 cm).

ClaimCheck will also total billed amounts for individual procedures. For example, if the provider bills three procedures at \$20, \$30, and \$25, ClaimCheck rebundles them into a single procedure code, adds the three amounts, and calculates the billed amount for that rebundled code at \$75. Then, ForwardHealth reimburses the provider either the lesser of the billed amounts or the maximum allowable fee for that rebundled procedure code.

## **Incidental/Integral Procedures**

Incidental procedures are those procedures performed at the same time as a more complex primary procedure. These require few additional provider resources and are generally not considered necessary to the performance of the primary procedure. For example, the removal of an asymptomatic appendix is considered an incidental procedure when done during hysterectomy surgery.

Integral procedures are those procedures performed as part of a more complex primary procedure. For example, when a member undergoes a transurethral incision of the prostate, the cystourethroscopy (procedure code 52000) is considered integral to the performance of the prostate procedure and would be denied.

When a procedure is either incidental or integral to a major procedure, ClaimCheck considers only the primary procedure for reimbursement.

## **Mutually Exclusive Procedures**

Mutually exclusive procedures are procedures that would not be performed on a single member on the same day or that use different codes to describe the same type of procedure.

For example, procedure code 58260 (Vaginal hysterectomy, for uterus 250 g or less) and procedure code 58150 (Total abdominal hysterectomy [corpus and cervix], with or without removal of tube[s], with or without removal of ovary[s]) are mutually exclusive — either one or the other, but not both procedures, is performed.

When two or more procedures are mutually exclusive, ForwardHealth considers for reimbursement the procedure code with the highest provider-billed amount and denies the other code.

## **Medical Visit Billing Errors**

Medical visit billing errors occur if E&M (evaluation and management) services are reported separately when a substantial diagnostic or therapeutic procedure is performed. Under CMS (Centers for Medicare and Medicaid Services) guidelines, most E&M procedures are not allowed to be reported separately when a substantial diagnostic or therapeutic procedure is performed.

Medical visit edits monitor services included in CPT (Current Procedural Terminology) procedure ranges 92002-92019, 99024 (postoperative follow-up), 99026-99058 (special services), 99201-99456 (E&M codes) and HCPCS (Healthcare Common Procedure Coding System) codes S0620, S0621 (routine ophthalmological examinations).

ClaimCheck monitors medical visits based on the type of E&M service (i.e., initial or new patient; or follow-up or established patient services) and the complexity (i.e., major or minor) of the accompanying procedure.

For example, if a provider submits procedures 22630 (Arthrodesis, posterior interbody technique, including laminectomy and/or discectomy to prepare interspace [other than for decompression], single interspace; lumbar) and 99221 (Initial hospital care, per day), ClaimCheck denies procedure 99221 as a visit when submitted with procedure 22630 with the same DOS (date of service). Procedure code 22630 is a major procedure with a 90-day global surgical period.



## Preoperative and Postoperative Billing Errors

Preoperative and postoperative billing errors occur when E&M services are billed with surgical procedures during their preoperative and postoperative periods. ClaimCheck bases the preoperative and postoperative periods on designations in the CMS National Physician Fee Schedule.

For example, if a provider submits procedure code 99212 (Office or outpatient visit for the evaluation and management of an established patient) with a DOS of 11/02/08 and procedure 27750 (Closed treatment of tibial shaft fracture [with or without fibular fracture]; without manipulation) with a DOS of 11/03/08, ClaimCheck will deny procedure code 99212 as a preoperative visit because it is submitted with a DOS one day prior to the DOS for procedure code 27750.

## Medically Obsolete Procedures

Obsolete procedures are procedures that are no longer performed under prevailing medical standards. Claims for procedures designated as obsolete are denied.

## Assistant Surgeon Billing Errors

ClaimCheck development and maintenance of assistant surgeon values includes two designations, *always* and *never*. ClaimCheck uses the ACS (American College of Surgeons) as its primary source for determining assistant surgeon designations. ForwardHealth's list of procedure codes allowable with an assistant surgeon designation is consistent with ClaimCheck.

For example, if a provider bills procedure code 10040 (Acne surgery [eg, marsupialization, opening or removal of multiple milia, comedones, cysts, pustules]) with modifier -80 (assistant surgeon), ClaimCheck determines that the procedure does not require an assistant surgeon and denies the procedure code.

## Gender-Related Billing Errors

Gender-related billing errors occur when a provider submits a gender-specific procedure for a patient of the opposite sex. ForwardHealth has adopted ClaimCheck's designation of gender for procedure codes.

For example, if a provider submits procedure code 58150 (Total abdominal hysterectomy [corpus and cervix], with or without removal of tube[s], with or without removal of ovary[s]) for a male, ClaimCheck will deny the procedure based on the fact that procedure code 58150 is a female gender-specific procedure.

## Payments Denied as a Result of the ClaimCheck Review

Providers should take the following steps if they are uncertain about why particular services on a claim were denied:

- Review ForwardHealth remittance information for the specific reason for the denial.
- Review the claim submitted to ensure all information is accurate and complete.
- Consult current CPT and HCPCS publications to make sure proper coding instructions were followed.
- Consult current ForwardHealth publications to make sure current policy and billing instructions were followed.
- Call Provider Services for further information or explanation.

If a provider disagrees with ClaimCheck's determination, the provider may resubmit the claim with supporting documentation to Provider Service Written Correspondence. If the original claim is in an allowed status, the provider may submit an [Adjustment/Reconsideration Request \(F-13046 \(10/08\)\)](#), with supporting documentation and the words, "medical consultant review requested" written on the form, to Provider Services Written Correspondence.

Topic #4746

## Cutback Fields on the Remittance Advice for Adjusted and Paid Claims

Cutback fields indicate amounts that reduce the allowed amount of the claim. Examples of cutbacks include other insurance, member copayment, spenddown amounts, deductibles, or patient liability amounts. Amounts indicated in a cutback field are subtracted from the total allowed reimbursement.

Providers should note that cutback amounts indicated in the header of an adjusted or paid claim section apply only to the header. Not all cutback fields that apply to a detail line (such as copayments or spenddowns) will be indicated on the RA (Remittance Advice); the detail line EOB (Explanation of Benefits) codes inform providers that an amount was deducted from the total reimbursement but may not indicate the exact amount.

*Note:* Providers who receive [835 \(835 Health Care Claim Payment/Advice\)](#) transactions will be able to see all deducted amounts on paid and adjusted claims.

Topic #537

## Electronic Remittance Information

Providers are required to access their secure [ForwardHealth provider Portal account](#) to obtain their RAs (Remittance Advices). Electronic RAs on the Portal are not available to the following providers because these providers are not allowed to establish Portal accounts by their Provider Agreements:

- In-state emergency providers.
- Out-of-state providers.
- Out-of-country providers.

RAs are accessible to providers in a TXT (text) format or from a CSV (comma-separated values) file via the secure Provider area of the Portal.

### Text File

The TXT format file is generated by financial payer and listed by RA number and RA date on the secure provider Portal account under the "View Remittance Advices" menu. RAs from the last 97 days are available in the TXT format. When a user clicks on an RA, a pop-up window displays asking if the user would like to "Open" or "Save" the file. If "Open" is chosen, the document opens based on the user's application associated with opening text documents. If "Save" is chosen, the "Save As" window will open. The user can then browse to a location on their computer or network to save the document.

Users should be aware that "Word Wrap" must be turned off in the Notepad application. If it is not, it will cause distorted formatting. Also, users may need to resize the Notepad window in order to view all of the data. Providers wanting to print their files must ensure that the "Page Setup" application is set to the "Landscape" setting; otherwise the printed document will not contain all the information.

### Comma-Separated Values Downloadable File

A CSV file is a file format accepted by a wide range of computer software programs. Downloadable CSV-formatted RAs allow users the benefits of building a customized RA specific to their use and saving the file to their computer. The CSV file on a

provider's Portal appears as linear text separated by commas until it is downloaded into a compatible software program. Once downloaded, the file may be saved to a user's computer and the data manipulated, as desired.

To access the CSV file, providers should select the "View Remittance Advices" menu at the top of the provider's Portal home page.

The CSV files are generated per financial payer and listed by RA number and RA date. A separate CSV file is listed for the last 10 RAs. Providers can select specific sections of the RA by date to download making the information easy to read and organize.

The CSV file may be downloaded into a Microsoft Office Excel spreadsheet or into another compatible software program, such as Microsoft Office Access or OpenOffice 2.2.1. OpenOffice is a free software program obtainable from the Internet. Google Docs and ZDNet also offer free spreadsheet applications. Microsoft Office Excel, a widely used program, is a spreadsheet application for Microsoft Windows and Mac OS X. For maximum file capabilities when downloading the CSV file, the 1995 Office Excel for Windows (Version 7.0) included in Office 95 or a newer version is recommended. Earlier versions of Microsoft Office Excel will work with the CSV file; however, files exceeding 65,000 lines may need to be split into smaller files when downloading using earlier versions. Microsoft Office Access can manage larger data files.

Refer to the CSV User Guide on the [Portal User Guides page](#) of the Portal for instructions about Microsoft Office Excel functions that can be used to manipulate RA data downloaded from the CSV file.

## 835

Electronic remittance information may be obtained using the [835 \(835 Health Care Claim Payment/Advice\)](#) transaction. It provides useful information regarding the processing of claims and adjustment requests, which includes the status or action taken on a claim, claim detail, adjustment, or adjustment detail for all claims and adjustments processed that week, regardless of whether they are reimbursed or denied. However, a real-time compound or noncompound claim will not appear on remittance information if the claim is denied by ForwardHealth. ForwardHealth releases payment information to the 835 no sooner than on the first state business day following the financial cycle.

## Provider Electronic Solutions Software

The DHCAA (Division of Health Care Access and Accountability) offers electronic billing software at no cost to the provider. The PES (Provider Electronic Solutions) software allows providers to download the 835 transaction. To obtain PES software, providers may download it from the [ForwardHealth Portal](#). For assistance installing and using PES software, providers may call the [EDI \(Electronic Data Interchange\) Helpdesk](#).

Topic #4822

## Explanation of Benefit Codes in the Claim Header and in the Detail Lines

EOB (Explanation of Benefits) codes are four-digit numeric codes specific to ForwardHealth that correspond to a printed message about the status or action taken on a claim, claim detail, adjustment, or adjustment detail.

The claim processing sections of the RA (Remittance Advice) report EOBs for the claim header information and detail lines, as appropriate. Header information is a summary of the information from the claim, such as the DOS (date of service) that the claim covers or the total amount paid for the claim. Detail lines report information from the claim details, such as specific procedure codes or revenue codes, the amount billed for each code, and the amount paid for a detail line item.

Header EOBs are listed below the claim header information and pertain only to the header information. Detail line EOBs are listed

after each detail line and pertain only to the detail line.

## TEXT File

EOB codes and descriptions are listed in the RA information in the TXT (text) file.

## CSV File

EOB codes are listed in the RA information from the CSV (comma-separated values) file; however, the printed messages corresponding to the codes do not appear in the file. The [EOB Code Listing](#) matching standard EOB codes to explanation text is available on the Portal for reference.

Topic #4820

# Identifying the Claims Reported on the Remittance Advice

The RA (Remittance Advice) reports the first 12 characters of the MRN (medical record number) and/or a PCN (patient control number), also referred to as Patient Account Number, submitted on the original claims. The MRN and PCN fields are located beneath the member's name on any section of the RA that reports claims processing information.

Providers are strongly encouraged to enter these numbers on claims. Entering the MRN and/or the PCN on claims may assist providers in identifying the claims reported on the RA.

*Note:* Claims processing sections for dental and drug claims do not include the MRN or the PCN.

Topic #11537

## National Correct Coding Initiative

As part of the federal Patient Protection and Affordable Care Act of 2010, the CMS (Centers for Medicare and Medicaid Services) are required to promote correct coding and control improper coding leading to inappropriate payment of claims under Medicaid. The NCCI (National Correct Coding Initiative) is the CMS response to this requirement. The CMS developed its coding policies based on coding conventions defined in the American Medical Association's CPT (Current Procedural Terminology) manual, national and local policies and edits, coding guidelines developed by national societies, analysis of standard medical and surgical practices, and a review of current coding practices. The NCCI includes the creation and implementation of claims processing edits to ensure correct coding on claims submitted for Medicaid reimbursement.

ForwardHealth is required to implement the NCCI in order to monitor all professional claims submitted with CPT or HCPCS (Healthcare Common Procedure Coding System) procedure codes for Wisconsin Medicaid, BadgerCare Plus, and Family Planning Only Services for compliance with the following NCCI edits:

- MUE (Medically Unlikely Edits), or units-of-service detail edits, for claims submitted on and after March 21, 2011, regardless of DOS (dates of service).
- Procedure-to-procedure detail edits for claims submitted on and after April 1, 2011, regardless of DOS.

The NCCI editing will occur in addition to/along with current procedure code review and editing completed by McKesson ClaimCheck® and in ForwardHealth interChange.

## Medically Unlikely Detail Edits

MUE, or units-of-service detail edits, define for each CPT/HCPCS code the maximum units of service that a provider would report under most circumstances for a single member on a single DOS. If a detail on a claim is denied for MUE, providers will receive an EOB (Explanation of Benefits) code on the RA (Remittance Advice) indicating that the detail was denied due to NCCI.

An example of an MUE would be procedure code 11100 (i.e., biopsy of skin lesion). This procedure is medically unlikely to occur more than once; therefore, if it is billed with units greater than one, the detail will be denied.

## Procedure-to-Procedure Detail Edits

Procedure-to-procedure detail edits define pairs of CPT/HCPCS codes that should not be reported together on the same DOS for a variety of reasons. This edit applies across details on a single claim or across different claims. For example, an earlier claim that was paid may be denied and recouped if a more complete code is billed for the same DOS on a separate claim. If a detail on a claim is denied for procedure-to-procedure edit, providers will receive an EOB code on the RA indicating that the detail was denied due to NCCI.

An example of a procedure-to-procedure edit would be procedure code 11451 (i.e., removal of a sweat gland lesion). This is a more complex service than procedure code 93000 (i.e., electrocardiogram) and, therefore, the secondary procedure would be denied.

## Quarterly Code List Updates

The CMS will issue quarterly revisions to the table of codes subject to NCCI edits that ForwardHealth will adopt and implement. Refer to the [CMS Web site](#) for downloadable code lists.

## Claim Details Denied as a Result of National Correct Coding Initiative Edits

Providers should take the following steps if they are uncertain about why particular services on a claim were denied:

- Review ForwardHealth remittance information for the EOB message related to the denial.
- Review the claim submitted to ensure all information is accurate and complete.
- Consult current CPT and HCPCS publications to make sure proper coding instructions were followed.
- Consult current ForwardHealth publications, including the Online Handbook, to make sure current policy and billing instructions were followed.
- Call [Provider Services](#) for further information or explanation.

If reimbursement for a claim or a detail on a claim is denied due to an MUE or procedure-to-procedure edit, providers may appeal the denial. Following are instructions for submitting an appeal:

- Complete the [Adjustment/Reconsideration Request \(F-13046 \(10/08\)\)](#) form. In Element 16, select the "Consultant review requested" checkbox and the "Other/comments" checkbox. In the "Other/comments" text box, indicate "Reconsideration of an NCCI denial."
- Attach notes/supporting documentation.
- Submit a claim, Adjustment/Reconsideration Request, and additional notes/supporting documentation to ForwardHealth for processing.

Topic #539

## Obtaining the Remittance Advice

Providers are required to access their secure ForwardHealth provider Portal account to obtain RAs (Remittance Advice). The secure Portal allows providers to conduct business and exchange electronic transactions with ForwardHealth. A separate Portal account is required for each financial payer.

Providers who do not have a [ForwardHealth provider Portal account](#) may request one.

RAs are accessible to providers in a TXT (text) format via the secure provider Portal account. The TXT format file is generated per financial payer and listed by RA number and RA date on the secure provider Portal account under "View Remittance Advices" menu at the top of the provider's Portal home page. RAs from the last 97 days are available in the TXT format.

Providers can also access RAs in a CSV (comma-separated values) format from their secure provider Portal account. The CSV files are generated per financial payer and listed by RA number and RA date on the secure provider Portal account under "View Remittance Advices" menu at the top of the provider's Portal home page. A separate CSV file is listed for the last 10 RAs.

Topic #4745

## Overview of Claims Processing Information on the Remittance Advice

The claims processing sections of the RA (Remittance Advice) includes information submitted on claims and the status of the claims. The claim status designations are paid, adjusted, or denied. The RA also supplies information about why the claim was adjusted or denied or how the reimbursement was calculated for the payment.

The claims processing information in the RA is grouped by the type of claim and the status of the claim. Providers receive claims processing sections that correspond to the types of claims that have been finalized during the current financial cycle.

The [claims processing sections](#) reflect the types of claims submitted, such as the following:

- Compound drug claims.
- Dental claims.
- Drug claims.
- Inpatient claims.
- Long term care claims.
- Medicare crossover institutional claims.
- Medicare crossover professional claims.
- Outpatient claims.
- Professional claims.

The claims processing sections are divided into the following status designations:

- Adjusted claims.
- Denied claims.
- Paid claims.

## Claim Types on the Remittance Advice and Corresponding Provider Types

Claim Types	Provider Types
Dental claims	Dentists, dental hygienists, HealthCheck agencies that provide dental services.
Drug and compound drug claims	Pharmacies and dispensing physicians.
Inpatient claims	Inpatient hospital providers and institutes for mental disease providers.
Long term care claims	Nursing homes.
Medicare crossover institutional claims	Most providers who submit claims on the UB-04.
Medicare crossover professional claims	Most providers who submit claims on the 1500 Health Insurance Claim Form.
Outpatient claims	Outpatient hospital providers and hospice providers.
Professional claims	Ambulance providers, ambulatory surgery centers, anesthesiologist assistants, audiologists, case management providers, certified registered nurse anesthetists, chiropractors, community care organizations, community support programs, crisis intervention providers, day treatment providers, family planning clinics, federally qualified health centers, HealthCheck providers, HealthCheck "Other Services" providers, hearing instrument specialists, home health agencies, independent labs, individual medical supply providers, medical equipment vendors, mental health/substance abuse clinics, nurses in independent practice, nurse practitioners, occupational therapists, opticians, optometrists, personal care agencies, physical therapists, physician assistants, physician clinics, physicians, podiatrists, portable X-ray providers, prenatal care coordination providers, psychologists, rehabilitation agencies, respiratory therapists, rural health clinics, school-based services providers, specialized medical vehicle providers, speech and hearing clinics, speech-language pathologists, therapy groups.

Topic #4418

## Reading Non-Claims Processing Sections of the Remittance Advice

### Address Page

In the TXT (text) file, the Address page displays the provider name and "Pay to" address of the provider.

### Banner Messages

The Banner Messages section of the RA (Remittance Advice) contains important, time-sensitive messages for providers. For



example, banner messages might inform providers of claim adjustments initiated by ForwardHealth, claim submission deadlines, and dates of upcoming training sessions. It is possible for each RA to include different messages; therefore, providers who receive multiple RAs should read all of their banner messages.

Banner messages appear on the TXT file, but not on the CSV (comma-separated values) file. Banner messages are posted in the "View Remittance Advices" menu on the provider's secure Portal account.

## Explanation of Benefits Code Descriptions

[EOB \(Explanation of Benefits\) code descriptions](#) are listed in the RA information in the TXT file.

EOB codes are listed in the RA information from the CSV file; however, the printed messages corresponding to the codes do not appear in the file.

## Financial Transactions Page

The Financial Transactions section details the provider's weekly financial activity. Financial transactions reported on the RA include payouts, refunds, accounts receivable, and payments for claims.

Payouts are payments made to the provider by ForwardHealth that do not correspond to a specific claim (i.e., nursing home assessment reimbursement).

Refunds are payments made to providers for overpayments.

The Accounts Receivable section displays the accounts receivable for amounts owed by providers. The accounts receivable is set to automatically recover any outstanding balance so that money owed is automatically recouped from the provider. If the full amount cannot be recouped during the current financial cycle, an outstanding balance will appear in the "Balance" column.

In the Accounts Receivable section, the "Amount Recouped In Current Cycle" column, when applicable, shows the recoupment amount for the financial cycle as a separate number from the "Recoupment Amount To Date." The "Recoupment Amount To Date" column shows the total amount recouped for each accounts receivable, *including* the amount recouped in the current cycle. The "Total Recoupment" *line* shows the sum of all recoupments to date in the "Recoupment Amount To Date" column and the sum of all recoupments for the current financial cycle in the "Amount Recouped In Current Cycle" column.

For each claim adjustment listed on the RA, a separate accounts receivable will be established and will be listed in the Financial Transactions section. The accounts receivable will be established for the entire amount of the original paid claim. This reflects the way ForwardHealth adjusts claims — by first recouping the entire amount of the original paid claim.

Each new claim adjustment is assigned an identification number called the "Adjustment ICN (internal control number)." For other financial transactions, the adjustment ICN is determined by the following formula.

Type of Character and Description	Applicable Characters and Description
Transaction — The first character indicates the type of financial transaction that created the accounts receivable.	V — Capitation adjustment
	1 — OBRA Level 1 screening void request
	2 — OBRA Nurse Aide Training/Testing void request
Identifier — 10 additional numbers are assigned to	The identifier is used internally



complete the Adjustment ICN.	by ForwardHealth.
------------------------------	-------------------

## Service Code Descriptions

The Service Code Descriptions section lists all the service codes (i.e., procedure codes or revenue codes) reported on the RA with their corresponding descriptions.

## Summary

The Summary section reviews the provider's claim activity and financial transactions with the payer (Medicaid, WCDP (Wisconsin Chronic Disease Program), or WWWP (Wisconsin Well Woman Program)) for the current financial cycle, the month-to-date, and the year-to-date, if applicable.

Under the "Claims Data" heading, providers can review the total number of claims that have been paid, adjusted, or denied along with the total amount reimbursed for all paid and adjusted claims. Only WWWP providers will see amounts reported for "Claims in Process." Other providers will always see zeroes in these fields.

Under the "Earnings Data" heading, providers will see total reimbursement amounts for other financial transactions, such as reimbursement for OBRA (Omnibus Budget Reconciliation Act of 1987) Level 1 screening, reimbursement for OBRA Nurse Aid Training/Testing, and capitation payments.

*Note:* HMOs should note that capitation payments are only reported in the Summary section of the RA. HMOs receive supplemental reports of their financial transactions from ForwardHealth.

The "Earnings Data" portion also summarizes refunds and voids and reports the net payment for the current financial cycle, the month-to-date, and the year-to-date, if applicable.

Providers should note that the Summary section will include outstanding checks 90 days after issuance and/or payments made to lien holders, if applicable.

Topic #368

## Reading the Claim Adjustments Section of the Remittance Advice

Providers receive a Claim Adjustments section in the RA (Remittance Advice) if any of their claims were adjusted during the current financial cycle. A claim may be adjusted because one of the following occurred:

- An adjustment request was submitted by the provider.
- ForwardHealth initiated an adjustment.
- A cash refund was submitted to ForwardHealth.

To adjust a claim, ForwardHealth recoups the *entire amount* of the original paid claim and calculates a new payment amount for the claim adjustment. ForwardHealth does not recoup the *difference* — or pay the *difference* — between the original claim amount and the claim adjustment amount.

In the Claim Adjustments section, the original claim information in the claim header is surrounded by parentheses. Information about the claim adjustment appears directly below the original claim header information. Providers should check the Adjustment EOB (Explanation of Benefits) code(s) for a summary of why the claim was adjusted; other header EOBs will provide additional information.

The Claim Adjustments section only lists detail lines for a claim adjustment if that claim adjustment has detail line EOBs. This section does not list detail lines for the original paid claim.

*Note:* For adjusted compound and noncompound claims, only the compound drug sections include detail lines.

Below the claim header and the detail information will be located one of three possible responses with a corresponding dollar amount: "Additional Payment," "Overpayment To Be Withheld," or "Refund Amount Applied." The response indicated depends on the difference between the original claim amount and the claim adjustment amount.

If the difference is a positive dollar amount, indicating that ForwardHealth owes additional monies to the provider, then the amount appears in the "Additional Payment" line.

If the difference is a negative dollar amount, indicating that the provider owes ForwardHealth additional monies, then the amount appears in the "Overpayment To Be Withheld" line. ForwardHealth automatically withholds this amount from payments made to the provider during the same financial cycle or during subsequent financial cycles, if necessary. This amount also appears in the Financial Transactions section as an outstanding balance under "Accounts Receivable."

An amount appears for "Refund Amount Applied" if ForwardHealth makes a payment to refund a cash receipt to a provider.

Topic #4824

## Reading the Claims Denied Section of the Remittance Advice

Providers receive a [Claims Denied](#) section in the RA (Remittance Advice) if any of their claims were denied during the current financial cycle.

In the denied claims section, providers will see the original claim header information reported along with EOB (Explanation of Benefits) codes for the claim header and the detail lines, as applicable. Providers should refer to the EOB Code Description section of the RA to determine why the claim was denied.

## Sample Professional Services Claims Denied Section of the Remittance Advice

Remittance Advice — Professional Service Claims Denied Sample																																																																																																			
REPORT: CRA-HCDN-R		FORWARDHEALTH INTERCHANGE				DATE: MM/DD/CCYY																																																																																													
RA#: 999999999		<Financial Cycle Description>				PAGE: 9,999																																																																																													
PAYER: XXXX		PROVIDER REMITTANCE ADVICE																																																																																																	
PROFESSIONAL SERVICE CLAIMS DENIED																																																																																																			
XX						PAYER ID 9999999999999999																																																																																													
XX						NPI 9999999999999999																																																																																													
XX						CHECK/EFT NUMBER 9999999999																																																																																													
XXXXXXXXXXXXXXXXXXXXXXXXXXXXXXXXXXXX, XX XXXXX-XXXX						PAYMENT DATE MM/DD/CCYY																																																																																													
<table style="width: 100%; border-collapse: collapse;"> <tr> <td style="width: 10%;">--ICN--</td> <td style="width: 10%;">PCN</td> <td style="width: 10%;">MRN</td> <td style="width: 10%;">SERVICE DATES FROM TO</td> <td style="width: 10%;">BILLED AMOUNT</td> <td style="width: 10%;">OTH INS AMOUNT</td> <td style="width: 10%;">SPENDDOWN AMOUNT</td> <td colspan="3"></td> </tr> </table>										--ICN--	PCN	MRN	SERVICE DATES FROM TO	BILLED AMOUNT	OTH INS AMOUNT	SPENDDOWN AMOUNT																																																																																			
--ICN--	PCN	MRN	SERVICE DATES FROM TO	BILLED AMOUNT	OTH INS AMOUNT	SPENDDOWN AMOUNT																																																																																													
MEMBER NAME: XX MEMBER NO.: XXXXXXXXXXXX RRYJJJBSSS XXXXXXXXXXXX XXXXXXXXXXXX MMDDYY MMDDYY 999,999,999.99 9,999,999.99 999,999.99																																																																																																			
HEADER EOB: 9999																																																																																																			
<table style="width: 100%; border-collapse: collapse;"> <tr> <td style="width: 10%;">PROC CD</td> <td style="width: 10%;">MODIFIERS</td> <td style="width: 10%;">ALLW UNITS</td> <td style="width: 10%;">SERVICE DATES FROM TO</td> <td style="width: 10%;">RENDERING PROVIDER</td> <td style="width: 10%;">PA NUMBER BILLED AMT</td> <td colspan="4" style="width: 30%;">DETAIL EOB</td> </tr> <tr> <td>XXXXX</td> <td>XX XX XX XX</td> <td>9999.99</td> <td>MMDDYY MMDDYY</td> <td>XXX XXXXXXXXXXXXXXXX</td> <td>XXXXXXXXXX</td> <td colspan="4">9999 9999 9999 9999 9999 9999 9999 9999 9999 9999</td> </tr> <tr> <td></td> <td></td> <td></td> <td></td> <td></td> <td>9,999,999.99</td> <td colspan="4">9999 9999 9999 9999 9999 9999 9999 9999 9999 9999</td> </tr> <tr> <td>XXXXX</td> <td>XX XX XX XX</td> <td>9999.99</td> <td>MMDDYY MMDDYY</td> <td>XXX XXXXXXXXXXXXXXXX</td> <td>XXXXXXXXXX</td> <td colspan="4">9999 9999 9999 9999 9999 9999 9999 9999 9999 9999</td> </tr> <tr> <td></td> <td></td> <td></td> <td></td> <td></td> <td>9,999,999.99</td> <td colspan="4">9999 9999 9999 9999 9999 9999 9999 9999 9999 9999</td> </tr> <tr> <td>XXXXX</td> <td>XX XX XX XX</td> <td>9999.99</td> <td>MMDDYY MMDDYY</td> <td>XXX XXXXXXXXXXXXXXXX</td> <td>XXXXXXXXXX</td> <td colspan="4">9999 9999 9999 9999 9999 9999 9999 9999 9999 9999</td> </tr> <tr> <td></td> <td></td> <td></td> <td></td> <td></td> <td>9,999,999.99</td> <td colspan="4">9999 9999 9999 9999 9999 9999 9999 9999 9999 9999</td> </tr> <tr> <td>XXXXX</td> <td>XX XX XX XX</td> <td>9999.99</td> <td>MMDDYY MMDDYY</td> <td>XXX XXXXXXXXXXXXXXXX</td> <td>XXXXXXXXXX</td> <td colspan="4">9999 9999 9999 9999 9999 9999 9999 9999 9999 9999</td> </tr> <tr> <td></td> <td></td> <td></td> <td></td> <td></td> <td>9,999,999.99</td> <td colspan="4">9999 9999 9999 9999 9999 9999 9999 9999 9999 9999</td> </tr> </table>										PROC CD	MODIFIERS	ALLW UNITS	SERVICE DATES FROM TO	RENDERING PROVIDER	PA NUMBER BILLED AMT	DETAIL EOB				XXXXX	XX XX XX XX	9999.99	MMDDYY MMDDYY	XXX XXXXXXXXXXXXXXXX	XXXXXXXXXX	9999 9999 9999 9999 9999 9999 9999 9999 9999 9999									9,999,999.99	9999 9999 9999 9999 9999 9999 9999 9999 9999 9999				XXXXX	XX XX XX XX	9999.99	MMDDYY MMDDYY	XXX XXXXXXXXXXXXXXXX	XXXXXXXXXX	9999 9999 9999 9999 9999 9999 9999 9999 9999 9999									9,999,999.99	9999 9999 9999 9999 9999 9999 9999 9999 9999 9999				XXXXX	XX XX XX XX	9999.99	MMDDYY MMDDYY	XXX XXXXXXXXXXXXXXXX	XXXXXXXXXX	9999 9999 9999 9999 9999 9999 9999 9999 9999 9999									9,999,999.99	9999 9999 9999 9999 9999 9999 9999 9999 9999 9999				XXXXX	XX XX XX XX	9999.99	MMDDYY MMDDYY	XXX XXXXXXXXXXXXXXXX	XXXXXXXXXX	9999 9999 9999 9999 9999 9999 9999 9999 9999 9999									9,999,999.99	9999 9999 9999 9999 9999 9999 9999 9999 9999 9999			
PROC CD	MODIFIERS	ALLW UNITS	SERVICE DATES FROM TO	RENDERING PROVIDER	PA NUMBER BILLED AMT	DETAIL EOB																																																																																													
XXXXX	XX XX XX XX	9999.99	MMDDYY MMDDYY	XXX XXXXXXXXXXXXXXXX	XXXXXXXXXX	9999 9999 9999 9999 9999 9999 9999 9999 9999 9999																																																																																													
					9,999,999.99	9999 9999 9999 9999 9999 9999 9999 9999 9999 9999																																																																																													
XXXXX	XX XX XX XX	9999.99	MMDDYY MMDDYY	XXX XXXXXXXXXXXXXXXX	XXXXXXXXXX	9999 9999 9999 9999 9999 9999 9999 9999 9999 9999																																																																																													
					9,999,999.99	9999 9999 9999 9999 9999 9999 9999 9999 9999 9999																																																																																													
XXXXX	XX XX XX XX	9999.99	MMDDYY MMDDYY	XXX XXXXXXXXXXXXXXXX	XXXXXXXXXX	9999 9999 9999 9999 9999 9999 9999 9999 9999 9999																																																																																													
					9,999,999.99	9999 9999 9999 9999 9999 9999 9999 9999 9999 9999																																																																																													
XXXXX	XX XX XX XX	9999.99	MMDDYY MMDDYY	XXX XXXXXXXXXXXXXXXX	XXXXXXXXXX	9999 9999 9999 9999 9999 9999 9999 9999 9999 9999																																																																																													
					9,999,999.99	9999 9999 9999 9999 9999 9999 9999 9999 9999 9999																																																																																													
TOTAL PROFESSIONAL SERVICE CLAIMS DENIED: 9,999,999,999.99 99,999,999.99 9,999,999.99																																																																																																			
TOTAL NO. DENIED: 999,999																																																																																																			

Topic #4825

## Reading the Claims Paid Section of the Remittance Advice

Providers receive a [Claims Paid](#) section in the RA (Remittance Advice) if any of their claims were determined payable during the current financial cycle.

In a paid claims section, providers will see the original claim information reported along with EOB (Explanation of Benefits) codes for both the header and the detail lines, if applicable. Providers should refer to the EOB Code Description section of the RA for more information about how the reimbursement amount was determined.



- WCDP (Wisconsin Chronic Disease Program).
- WWWP (Wisconsin Well Woman Program).

A separate Portal account is required for each financial payer.

*Note:* Each of the three payers generate separate RAs for the claims, adjustment requests, or other financial transactions submitted to the payer. A provider who submits claims, adjustment requests, or other financial transactions to more than one of these payers may receive several RAs.

The RA is generated per provider certification. Providers who have a single NPI (National Provider Identifier) that is used for multiple certifications should be aware that an RA will be generated for each certification, but the same NPI will be reported on each of the RAs.

For instance, a hospital has obtained a single NPI. The hospital has a clinic, a lab, and a pharmacy that are all certified with ForwardHealth. The clinic, the lab, and the pharmacy submit separate claims that indicate the same NPI as the hospital. Separate RAs will be generated for the hospital, the clinic, the lab, and the pharmacy.

Topic #6237

## Reporting a Lost Check

To report a lost check to ForwardHealth, providers are required to mail or fax a letter to ForwardHealth Financial Services. Providers are required to include the following information in the letter:

- Provider's name and address, including the ZIP+4 code.
- Provider's identification number.
  - For healthcare providers, include the NPI (National Provider Identifier) and taxonomy code.
  - For non-healthcare providers, include the provider identification number.
- Check number, check date, and check amount. (This should be recorded on the RA (Remittance Advice).)
- A written request to stop payment and reissue the check.
- The signature of an authorized financial representative. (An individual provider is considered his or her own authorized financial representative.)

Fax the letter to ForwardHealth at (608) 221-4567 or mail it to the following address:

ForwardHealth  
Financial Services  
313 Blettner Blvd  
Madison WI 53784

Topic #5018

## Searching for and Viewing All Claims on the Portal

All claims, including compound, noncompound, and dental claims, are available for viewing on the ForwardHealth Portal.

To search and view claims on the Portal, providers may do the following:

- Go to the Portal.
- Log in to the secure Provider area of the Portal.
- The most recent claims processed by ForwardHealth will be viewable on the provider's home page or the provider may

select "claim search" and enter the applicable information to search for additional claims.

- Select the claim the provider wants to view.

Topic #4829

## Sections of the Remittance Advice

The RA (Remittance Advice) information in the TXT (text) file includes the following sections:

- Address page.
- Banner messages.
- Paper check information, if applicable.
- Claims processing information.
- EOB (Explanation of Benefits) code descriptions.
- Financial transactions.
- Service code descriptions.
- Summary.

The RA information in the CSV (comma-separated values) file includes the following sections:

- Payment.
- Payment hold.
- Service codes and descriptions.
- Financial transactions.
- Summary.
- Inpatient claims.
- Outpatient claims.
- Professional claims.
- Medicare crossovers — Professional.
- Medicare crossovers — Institutional.
- Compound drug claims.
- Drug claims.
- Dental claims.
- Long term care claims.
- Financial transactions.
- Summary.

Providers can select specific sections of the RA in the CSV file within each RA date to be downloaded making the information easy to read and to organize.

## Remittance Advice Header Information

The first page of each section of the RA (except the address page of the TXT file) displays the same RA header information.

The following fields are on the left-hand side of the header:

- The technical name of the RA section (e.g., CRA-TRAN-R), which is an internal ForwardHealth designation.
- The RA number, which is a unique number assigned to each RA that is generated.
- The name of the payer (Medicaid, WCDP (Wisconsin Chronic Disease Program), or WWWP (Wisconsin Well Woman Program)).
- The "Pay to" address of the provider. The "Pay to" address is used for mailing purposes.

The following information is in the middle of the header:

- A description of the financial cycle.
- The name of the RA section (e.g., "Financial Transactions" or "Professional Services Claims Paid").

The right-hand side of the header reports the following information:

- The date of the financial cycle and date the RA was generated.
- The page number.
- The "Payee ID" of the provider. A payee ID is defined as the identification number of a unique entity receiving payment for goods and/or services from ForwardHealth. The payee ID is up to 15 characters long and may be based on a pre-existing identification number, such as the Medicaid provider number. The payee ID is an internal ForwardHealth designation. The Medicaid provider number will display in this field for providers who do not have an NPI (National Provider Identifier).
- The NPI of the provider, if applicable. This field will be blank for those providers who do not have an NPI.
- The number of the check issued for the RA, if applicable. The date of payment on the check, if applicable.

Topic #544

## Verifying Accuracy of Claims Processing

After obtaining ForwardHealth remittance information, providers should compare it to the claims or adjustment requests to verify that ForwardHealth processed elements of the claims or adjustment requests as submitted. To ensure correct reimbursement, providers should do the following:

- Identify and correct any discrepancy that affected the way a claim processed.
- Correct and resubmit claims that are denied.
- Submit an adjustment request for allowed claims that require a change or correction.

When posting a payment or denial to a member's account, providers should note the date on the ForwardHealth remittance information that indicates that the claim or adjustment has finalized. Providers are required to supply this information if further follow-up actions are necessary.

## Responsibilities

---

Topic #516

### Accuracy of Claims

The provider is responsible for the accuracy, truthfulness, and completeness of all claims submitted whether prepared or submitted by the provider or by an outside billing service or clearinghouse.

Providers may submit claims only *after* the service is provided.

A provider may not seek reimbursement from ForwardHealth for a [noncovered service](#) by charging ForwardHealth for a [covered service](#) that was not actually provided to the member and then applying the reimbursement toward the noncovered service. In addition, a provider may not seek reimbursement for two separate covered services to receive additional reimbursement over the maximum allowed amount for the one service that was provided. Such actions are considered fraudulent.

Topic #548

### Exceptions to the Submission Deadline

State and federal laws provide eight exceptions to the submission deadline. According to federal regulations and [DHS 106.03](#), Wis. Admin. Code, ForwardHealth may consider exceptions to the submission deadline only in the following circumstances:

- Change in a nursing home resident's [level of care](#) or [liability amount](#).
- Decision made by a court order, fair hearing, or the DHS (Department of Health Services).
- Denial due to discrepancy between the member's enrollment information in ForwardHealth interChange and the member's actual enrollment.
- Reconsideration or recoupment.
- Retroactive enrollment for persons on GR (General Relief).
- Medicare denial occurs after ForwardHealth's submission deadline.
- Refund request from an other health insurance source.
- Retroactive member enrollment.

ForwardHealth has no authority to approve any other exceptions to the submission deadline.

Claims or adjustment requests that meet one of the exceptions to the submission deadline may be submitted to [Timely Filing](#).

Topic #547

### Submission Deadline

ForwardHealth recommends that providers submit claims at least on a monthly basis. Billing on a monthly basis allows the maximum time available for filing and refiling before the mandatory submission deadline.

With few exceptions, state and federal laws require that providers submit correctly completed claims before the submission deadline.



Providers are responsible for resolving claims. Members are not responsible for resolving claims. To resolve claims before the submission deadline, ForwardHealth encourages providers to use all available resources.

## Claims

To receive reimbursement, claims and adjustment requests must be received within 365 days of the DOS (date of service). This deadline applies to claims, corrected claims, and adjustments to claims.

## Crossover Claims

To receive reimbursement for services that are allowed by Medicare, claims and adjustment requests for coinsurance, copayment, and deductible must be received within 365 days of the DOS or within 90 days of the Medicare processing date, whichever is later. This deadline applies to all claims, corrected claims, and adjustments to claims. Providers should submit these claims through normal processing channels (not timely filing).

Topic #517

## Usual and Customary Charges

For most services, providers are required to indicate their usual and customary charge when submitting claims. The usual and customary charge is the provider's charge for providing the same service to persons not entitled to the program's benefits. For providers using a sliding fee scale, the usual and customary charge is the median of the individual provider's charge for the service when provided to non-program patients. For providers who have not established usual and customary charges, the charge should be reasonably related to the provider's cost for providing the service.

Providers may not discriminate against BadgerCare Plus or Medicaid members by charging a higher fee for the same service than that charged to a private-pay patient.

For services requiring a member copayment, providers should still indicate their usual and customary charge. The copayment amount collected from the member should not be deducted from the charge submitted. When applicable, ForwardHealth automatically deducts the copayment amount.

For most services, ForwardHealth reimburses the lesser of the provider's usual and customary charge or the maximum allowable fee established.

## Submission

---

Topic #11291

# 1500 Health Insurance Claim Form Instructions for Community Recovery Services

A [sample 1500 Health Insurance Claim Form](#) is available for the CRS (Community Recovery Services) benefit.

Use the following claim form completion instructions, not the claim form's printed descriptions, to avoid denial or inaccurate claim payment. Complete all required elements as appropriate. Be advised that every code used, even if it is entered in a non-required element, is required to be a valid code. Do not include attachments unless instructed to do so.

Members enrolled in BadgerCare Plus or Medicaid receive a ForwardHealth identification card. Always verify a member's enrollment before providing nonemergency services to determine if there are any limitations on covered services and to obtain the correct spelling of the member's name.

When submitting a claim with multiple pages, providers are required to indicate page numbers using the format "Page X of X" in the upper right corner of the claim form.

Submit completed paper claims to the following address:

ForwardHealth  
Claims and Adjustments  
313 Blettner Blvd  
Madison WI 53784

**Element 1 — Medicare, Medicaid, TRICARE CHAMPUS, CHAMPVA, Group Health Plan, FECA, Blk Lung, Other**  
Enter "X" in the Medicaid check box.

### **Element 1a — Insured's ID Number**

Enter the member identification number. Do not enter any other numbers or letters. Use the ForwardHealth card or Wisconsin's EVS (Enrollment Verification System) to obtain the correct member ID.

### **Element 2 — Patient's Name**

Enter the member's last name, first name, and middle initial. Use the EVS to obtain the correct spelling of the member's name. If the name or spelling of the name on the ForwardHealth card and the EVS do not match, use the spelling from the EVS.

### **Element 3 — Patient's Birth Date, Sex**

Enter the member's birth date in MM/DD/YY format (e.g., February 3, 1955, would be 02/03/55) or in MM/DD/CCYY format (e.g., February 3, 1955, would be 02/03/1955). Specify whether the member is male or female by placing an "X" in the appropriate box.

### **Element 4 — Insured's Name**

Data are required in this element for OCR (Optical Character Recognition) processing. Any information populated by a provider's computer software is acceptable data for this element (e.g., "Same"). If computer software does not automatically complete this element, enter information such as the member's last name, first name, and middle initial.

**Element 5 — Patient's Address**

Enter the complete address of the member's place of residence, if known.

**Element 6 — Patient Relationship to Insured (not required)****Element 7 — Insured's Address (not required)****Element 8 — Patient Status (not required)****Element 9 — Other Insured's Name (not required)****Element 9a — Other Insured's Policy or Group Number (not required)****Element 9b — Other Insured's Date of Birth, Sex (not required)****Element 9c — Employer's Name or School Name (not required)****Element 9d — Insurance Plan Name or Program Name (not required)****Element 10a-10c — Is Patient's Condition Related to: (not required)****Element 10d — Reserved for Local Use (not required)****Element 11 — Insured's Policy Group or FECA Number (not required)****Element 11a — Insured's Date of Birth, Sex (not required)****Element 11b — Employer's Name or School Name (not required)****Element 11c — Insurance Plan Name or Program Name (not required)****Element 11d — Is There Another Health Benefit Plan? (not required)****Element 12 — Patient's or Authorized Person's Signature (not required)****Element 13 — Insured's or Authorized Person's Signature (not required)****Element 14 — Date of Current Illness, Injury, or Pregnancy (not required)****Element 15 — If Patient Has Had Same or Similar Illness (not required)****Element 16 — Dates Patient Unable to Work in Current Occupation (not required)****Element 17 — Name of Referring Provider or Other Source (not required)****Element 17a (not required)****Element 17b — NPI (National Provider Identifier) (not required)****Element 18 — Hospitalization Dates Related to Current Services (not required)****Element 19 — Reserved for Local Use (not required)**

**Element 20 — Outside Lab? \$Charges (not required)****Element 21 — Diagnosis or Nature of Illness or Injury**

Enter a valid ICD-9-CM (International Classification of Diseases, Ninth Revision, Clinical Modification) diagnosis code for each symptom or condition related to the services provided. The required use of valid diagnosis codes includes the use of the most specific diagnosis codes. List the primary diagnosis first. Etiology ("E") and manifestation ("M") codes may not be used as a primary diagnosis. The diagnosis description is not required.

ForwardHealth accepts up to eight diagnosis codes. To enter more than four diagnosis codes:

- Enter the fifth diagnosis code in the space *between* the first and third diagnosis codes.
- Enter the sixth diagnosis code in the space *between* the second and fourth diagnosis codes.
- Enter the seventh diagnosis code in the space to the right of the third diagnosis code.
- Enter the eighth diagnosis code in the space to the right of the fourth diagnosis code.

When entering fifth, sixth, seventh, and eighth diagnosis codes, do *not* number the diagnosis codes (e.g., do not include a "5." before the fifth diagnosis code).

**Element 22 — Medicaid Resubmission (not required)****Element 23 — Prior Authorization Number (not required)****Element 24**

The six service lines in Element 24 have been divided horizontally. Enter service information in the bottom, unshaded area of the six service lines. The horizontal division of each service line is not intended to allow the billing of 12 lines of service.

**Element 24A — Date(s) of Service**

Enter to and from DOS (dates of service) in MM/DD/YY or MM/DD/CCYY format. If the service was provided on only one DOS, enter the date under "From." Leave "To" blank or re-enter the "From" date.

If the service was provided on consecutive days, those dates may be indicated as a range of dates by entering the first date as the "From" DOS and the last date as the "To" DOS in MM/DD/YY or MM/DD/CCYY format. If multiple DOS are listed on a single detail line, then each DOS must contain the identical number of units of service. Billing on each claim must be limited to a single month.

A range of dates may be indicated only if the POS (place of service), the procedure code (and modifiers, if applicable), the charge, the units, and the rendering provider were identical for each DOS within the range. If either the number of units or POS varies, then report each service on a separate detail line.

**Element 24B — Place of Service**

Enter the appropriate two-digit POS code for each item used or service performed.

**Element 24C — EMG (not required)**

Enter a "Y" for each procedure performed as an emergency. If the procedure was not an emergency, leave this element blank.

**Element 24D — Procedures, Services, or Supplies**

Enter the single most appropriate five-character procedure code. ForwardHealth denies claims received without an appropriate procedure code.

***Modifiers***

Enter the appropriate (up to four per procedure code) modifier(s) in the "Modifier" column of Element 24D.

**Element 24E — Diagnosis Pointer**

Enter the number(s) that corresponds to the appropriate ICD-9-CM diagnosis code(s) listed in Element 21. Up to four diagnosis pointers per detail may be indicated. Valid diagnosis pointers, digits 1 through 8, should *not* be separated by commas or spaces.

#### **Element 24F — \$ Charges**

Enter the total charge for each line item.

Enter the dollar amount right justified in the dollar area of the field. Do not use commas when reporting dollar amounts. Dollar signs should not be entered. Enter "00" in the cents area if the amount is a whole number.

Providers are to bill BadgerCare Plus their usual and customary charge. The usual and customary charge is the provider's charge for providing the same service to persons not entitled to BadgerCare Plus benefits.

#### **Element 24G — Days or Units**

Enter the number of days or units.

#### **Element 24H — EPSDT/Family Plan (not required)**

#### **Element 24I — ID Qual (not required)**

#### **Element 24J — Rendering Provider ID. # (not required)**

#### **Element 25 — Federal Tax ID Number (not required)**

#### **Element 26 — Patient's Account No. (not required)**

Optional — Providers may enter up to 14 characters of the patient's internal office account number. This number will appear on the RA (Remittance Advice) and/or the 835 (835 Health Care Claim Payment/Advice) transaction.

#### **Element 27 — Accept Assignment? (not required)**

#### **Element 28 — Total Charge**

Enter the total charges for this claim. If submitting a multiple-page claim, enter the total charge for the claim (i.e., the sum of all details from all pages of the claim) *only on the last page of the claim*.

Enter the dollar amount right justified in the dollar area of the field. Do not use commas when reporting dollar amounts. Dollar signs should not be entered. Enter "00" in the cents area if the amount is a whole number.

#### **Element 29 — Amount Paid (not required)**

#### **Element 30 — Balance Due**

Enter the balance due as determined by subtracting the amount paid in Element 29 from the amount in Element 28. If submitting a multiple-page claim, enter the balance due for the claim (i.e., the sum of all details from all pages of the claim minus the amount paid by commercial insurance) *only on the last page of the claim*.

Enter the dollar amount right justified in the dollar area of the field. Do not use commas when reporting dollar amounts. Dollar signs should not be entered. Enter "00" in the cents area if the amount is a whole number.

#### **Element 31 — Signature of Physician or Supplier, Including Degrees or Credentials**

The provider or authorized representative must sign in Element 31. The month, day, and year the form is signed must also be entered in MM/DD/YY or MM/DD/CCYY format.

*Note:* The signature may be a computer-printed or typed name and date or a signature stamp with the date.

#### **Element 32 — Service Facility Location Information (not required)**

**Element 32a — NPI (not required)****Element 32b (not required)****Element 33 — Billing Provider Info & Ph #**

Enter the name of the provider submitting the claim and the practice location address. The minimum requirement is the provider's name, street, city, state, and ZIP+4 code. Do not enter a Post Office Box or a ZIP+4 code associated with a PO Box. The practice location address entered must correspond with the NPI listed in Element 33a and match the practice location address on the provider's file maintained by ForwardHealth.

**Element 33a — NPI**

Enter the NPI of the billing provider.

**Element 33b**

Enter qualifier "PXC" followed by the appropriate 10-digit provider taxonomy code on file with ForwardHealth. Do not include a space between the qualifier ("PXC") and the provider taxonomy code.

## Sample 1500 Health Insurance Claim Form for Community Recovery Services

1500

## HEALTH INSURANCE CLAIM FORM

APPROVED BY NATIONAL UNIFORM CLAIM COMMITTEE 08/05

PICA		PICA	
1. MEDICARE <input type="checkbox"/> MEDICAID <input checked="" type="checkbox"/> TRICARE <input type="checkbox"/> CHAMPVA <input type="checkbox"/> GROUP HEALTH PLAN <input type="checkbox"/> FECA <input type="checkbox"/> OTHER <input type="checkbox"/> (Medicare #) (Medicaid #) (Sponsor's SSN) (Member ID#) (SSN or ID) (SSN) (ID)		1a. INSURED'S I.D. NUMBER (For Program in Item 1) <b>1234567890</b>	
2. PATIENT'S NAME (Last Name, First Name, Middle Initial) <b>MEMBER, IM A</b>		4. INSURED'S NAME (Last Name, First Name, Middle Initial) <b>SAME</b>	
5. PATIENT'S ADDRESS (No., Street) <b>609 WILLOW ST</b>		7. INSURED'S ADDRESS (No., Street)	
CITY <b>ANYTOWN</b>	STATE <b>WI</b>	CITY	STATE
ZIP CODE <b>55555</b>	TELEPHONE (Include Area Code) <b>(444) 444-4444</b>	ZIP CODE	TELEPHONE (Include Area Code) <b>( )</b>
9. OTHER INSURED'S NAME (Last Name, First Name, Middle Initial)		11. INSURED'S POLICY GROUP OR FECA NUMBER	
a. OTHER INSURED'S POLICY OR GROUP NUMBER		a. INSURED'S DATE OF BIRTH MM DD YY SEX M <input type="checkbox"/> F <input type="checkbox"/>	
b. OTHER INSURED'S DATE OF BIRTH MM DD YY SEX M <input type="checkbox"/> F <input type="checkbox"/>		b. EMPLOYER'S NAME OR SCHOOL NAME	
c. EMPLOYER'S NAME OR SCHOOL NAME		c. INSURANCE PLAN NAME OR PROGRAM NAME	
d. INSURANCE PLAN NAME OR PROGRAM NAME		d. IS THERE ANOTHER HEALTH BENEFIT PLAN? <input type="checkbox"/> YES <input type="checkbox"/> NO If yes, return to and complete item 9 a-d.	
12. PATIENT'S OR AUTHORIZED PERSON'S SIGNATURE: I authorize the release of any medical or other information necessary to process this claim. I also request payment of government benefits either to myself or to the party who accepts assignment below.  SIGNED _____ DATE _____		13. INSURED'S OR AUTHORIZED PERSON'S SIGNATURE I authorize payment of medical benefits to the undersigned physician or supplier for services described below.  SIGNED _____	
14. DATE OF CURRENT ILLNESS (First symptom) OR INJURY (Accident) OR PREGNANCY (LMP) MM DD YY		15. IF PATIENT HAS HAD SAME OR SIMILAR ILLNESS, GIVE FIRST DATE MM DD YY	
17. NAME OF REFERRING PROVIDER OR OTHER SOURCE		18. HOSPITALIZATION DATES RELATED TO CURRENT SERVICES FROM MM DD YY TO MM DD YY	
19. RESERVED FOR LOCAL USE		20. OUTSIDE LAB? <input type="checkbox"/> YES <input type="checkbox"/> NO \$ CHARGES	
21. DIAGNOSIS OR NATURE OF ILLNESS OR INJURY (Relate Items 1, 2, 3 or 4 to Item 24E by Line) 1. <b>296 . 90</b> 3. _____		22. MEDICAID RESUBMISSION CODE ORIGINAL REF. NO.	
23. PRIOR AUTHORIZATION NUMBER		24. A. DATE(S) OF SERVICE From MM DD YY To MM DD YY B. PLACE OF SERVICE C. D. PROCEDURES, SERVICES, OR SUPPLIES (Explain Unusual Circumstances) E. DIAGNOSIS POINTER F. \$ CHARGES G. DAYS OR UNITS H. ICD-9-CM I. ID. QUAL. J. RENDERING PROVIDER ID. #	
1 11 05 11 12 H0043 U8 1 XXX XX 8 NPI			
2 11 05 11 12 H0043 U8 TU 1 XXX XX 4 NPI			
3			
4			
5			
6			
25. FEDERAL TAX I.D. NUMBER SSN EIN		26. PATIENT'S ACCOUNT NO. 27. ACCEPT ASSIGNMENT? <input type="checkbox"/> YES <input type="checkbox"/> NO	
31. SIGNATURE OF PHYSICIAN OR SUPPLIER INCLUDING DEGREES OR CREDENTIALS (I certify that the statements on the reverse apply to this bill and are made a part thereof.) <i>L.M. Provider</i> 11302011 SIGNED DATE		28. TOTAL CHARGE \$ XXX XX 29. AMOUNT PAID \$ 30. BALANCE DUE \$ XXX XX	
32. SERVICE FACILITY LOCATION INFORMATION		33. BILLING PROVIDER INFO & PH # ( ) I.M. PROVIDER 1 W WILLIAMS ST ANYTOWN WI 55555-1234 a. 0222222220 b. PXC123456789X	

NUCC Instruction Manual available at: www.nucc.org

APPROVED OMB-0938-0999 FORM CMS-1500 (08-05)

Topic #542

## Attached Documentation

Providers should not submit additional documentation with a claim *unless* specifically requested.

Topic #6957

## Copy Claims on the ForwardHealth Portal

Providers can copy institutional, professional, and dental paid claims on the ForwardHealth Portal. Providers can open any paid claim, click the "Copy" button, and all of the information on the claim will be copied over to a new claim form. Providers can then make any desired changes to the claim form and click "Submit" to submit as a new claim. After submission, ForwardHealth will issue a response with a new ICN (internal control number) along with the claim status.

Topic #5017

## Correct Errors on Claims and Resubmit to ForwardHealth on the Portal

Providers can view [EOB \(Explanation of Benefits\) codes](#) and descriptions for any claim submitted to ForwardHealth on the ForwardHealth Portal. The EOBs help providers determine why a claim did not process successfully, so providers may correct the error online and resubmit the claim. The EOB appears on the bottom of the screen and references the applicable claim header or detail.

Topic #4997

## Direct Data Entry of Professional and Institutional Claims on the Portal

Providers can submit the following claims to ForwardHealth via DDE (Direct Data Entry) on the ForwardHealth Portal:

- Professional claims.
- Institutional claims.
- Dental claims.
- Compound drug claims.
- Noncompound drug claims.

DDE is an online application that allows providers to submit claims directly to ForwardHealth.

When submitting claims via DDE, required fields are indicated with an asterisk next to the field. If a required field is left blank, the claim will not be submitted and a message will appear prompting the provider to complete the specific required field(s). Portal help is available for each online application screen. In addition, search functions accompany certain fields so providers do not need to look up the following information in secondary resources.

On professional claim forms, providers may search for and select the following:

- Procedure codes.
- Modifiers.
- Diagnosis codes.
- Place of service codes.

On institutional claim forms, providers may search for and select the following:



- Type of bill.
- Patient status.
- Visit point of origin.
- Visit priority.
- Diagnosis codes.
- Revenue codes.
- Procedure codes.
- Modifiers.

On dental claims, providers may search for and select the following:

- Procedure codes.
- Rendering providers.
- Area of the oral cavity.
- Place of service codes.

On compound and noncompound drug claims, providers may search for and select the following:

- Diagnosis codes.
- NDCs (National Drug Codes).
- Place of service codes.
- Professional service codes.
- Reason for service codes.
- Result of service codes.

Using DDE, providers may submit claims for compound drugs and single-entity drugs. Any provider, including a provider of DME (durable medical equipment) or of DMS (disposable medical supplies) who submits noncompound drug claims, may submit these claims via DDE. All claims, including POS (Point-of-Sale) claims, are viewable via DDE.

Topic #344

## Electronic Claims Submission

Providers are encouraged to submit claims electronically. Electronic claims submission does the following:

- Adapts to existing systems.
- Allows flexible submission methods.
- Improves cash flow.
- Offers efficient and timely payments.
- Reduces billing and processing errors.
- Reduces clerical effort.

Topic #11289

Claims for CRS (Community Recovery Services) must be submitted on a professional claim using one of the following methods:

- 837P (837 Health Care Claim: Professional) transaction.
- DDE (Direct Data Entry) on the ForwardHealth Portal.
- PES (Provider Electronic Solutions) software, which may be downloaded from the Portal. Providers may call the [EDI \(Electronic Data Interchange\) Helpdesk](#) for assistance with downloading the PES software.

Topic #365

## Extraordinary Claims

[Extraordinary claims](#) are claims that have been denied by a BadgerCare Plus HMO (health maintenance organization) or SSI (Supplemental Security Income) HMO and should be submitted to fee-for-service.

Topic #4837

## HIPAA-Compliant Data Requirements

### Procedure Codes

All fields submitted on paper and electronic claims are edited to ensure HIPAA (Health Insurance Portability and Accountability Act of 1996) compliance before being processed. Compliant code sets include CPT (Current Procedural Terminology) and HCPCS (Healthcare Common Procedure Coding System) procedure codes entered into all fields, including those fields that are "Not Required" or "Optional."

If the information in all fields is not valid and recognized by ForwardHealth, the claim will be denied.

### Provider Numbers

For health care providers, NPIs (National Provider Identifiers) are required in all provider number fields on paper claims and 837 (837 Health Care Claim) transactions, including rendering, billing, referring, prescribing, attending, and "Other" provider fields.

Non-healthcare providers, including personal care providers, SMV (specialized medical vehicle) providers, blood banks, and CCOs (community care organizations) should enter valid provider numbers into fields that require a provider number.

Topic #562

## Managed Care Organizations

Claims for services that are covered in a member's state-contracted MCO (managed care organization) should be submitted to that MCO.

Topic #367

## Noncertified Providers

Claims from [noncertified in-state providers](#) must meet additional requirements.

Topic #10837

## Note Field for Most Claims Submitted Electronically

In some instances, ForwardHealth requires providers to include a description of a service identified by an unlisted, or NOC (not otherwise classified), procedure code. Providers submitting claims electronically should include a description of a NOC procedure code in a "Notes" field, if required. The Notes field allows providers to enter up to 80 characters. In some cases, the Notes field

allows providers to submit NOC procedure code information on a claim electronically instead of on a paper claim or with a paper attachment to an electronic claim.

The Notes field should only be used for NOC procedure codes that do not require PA (prior authorization).

## **Claims Submitted Via the ForwardHealth Portal Direct Data Entry or Provider Electronic Solutions**

A Notes field is available on the ForwardHealth Portal DDE (Direct Data Entry) and PES (Provider Electronic Solutions) software when providers submit the following types of claims:

- Professional.
- Institutional.
- Dental.

On the Professional form, the Notes field is available on each detail. On the Institutional and Dental forms, the Notes field is only available on the header.

## **Claims Submitted Via 837 Health Care Claim Transactions**

ForwardHealth accepts and utilizes information submitted by providers about NOC procedure codes in certain loops/segments on the 837 (837 Health Care Claim) transactions. Refer to the [companion guides](#) for more information.

Topic #561

# **Paper Claim Form Preparation and Data Alignment Requirements**

## **Optical Character Recognition**

Paper claims submitted to ForwardHealth on the 1500 Health Insurance Claim Form and UB-04 Claim Form are processed using OCR (Optical Character Recognition) software that recognizes printed, alphanumeric text. OCR software increases efficiency by alleviating the need for keying in data from paper claims.

The data alignment requirements do not apply to the [Compound Drug Claim \(F-13073 \(09/11\)\)](#) and the [Noncompound Drug Claim \(F-13072 \(09/11\)\)](#).

## **Speed and Accuracy of Claims Processing**

OCR software processes claim forms by reading text within fields on claim forms. After a paper claim form is received by ForwardHealth, the claim form is scanned so that an image can be displayed electronically. The OCR software reads the electronic image on file and populates the information into the ForwardHealth interChange system. This technology increases accuracy by removing the possibility of errors being made during manual keying.

OCR software speeds paper claim processing, but only if providers prepare their claim forms correctly. In order for OCR software to read the claim form accurately, the quality of copy and the alignment of text within individual fields on the claim form need to be precise. If data are misaligned, the claim could be processed incorrectly. If data cannot be read by the OCR software, the process will stop and the electronic image of the claim form will need to be reviewed and keyed manually. This will cause an increase in processing time.

## Handwritten Claims

Submitting handwritten claims should be avoided whenever possible. ForwardHealth accepts handwritten claims; however, it is very difficult for OCR software to read a handwritten claim. If a handwritten claim cannot be read by the OCR software, it will need to be keyed manually from the electronic image of the claim form. Providers should avoid submitting claims with handwritten corrections as this can also cause OCR software processing delays.

## Use Original Claim Forms

Only original 1500 Health Insurance Claim Forms and UB-04 Claim Forms should be submitted. Original claim forms are printed in red ink and may be obtained from a federal forms supplier. ForwardHealth does not provide these claim forms. Claims that are submitted as photocopies cannot be read by OCR software and will need to be keyed manually from an electronic image of the claim form. This could result in processing delays.

## Use Laser or Ink Jet Printers

It is recommended that claims are printed using laser or ink jet printers rather than printers that use DOT matrix. DOT matrix printers have breaks in the letters and numbers, which may cause the OCR software to misread the claim form. Use of old or worn ink cartridges should also be avoided. If the claim form is read incorrectly by the OCR software, the claim may be denied or reimbursed incorrectly. The process may also be stopped if it is unable to read the claim form, which will cause a delay while it is manually reviewed.

## Alignment

Alignment within each field on the claim form needs to be accurate. If text within a field is aligned incorrectly, the OCR software may not recognize that data are present within the field or may not read the data correctly. For example, if a reimbursement amount of \$300.00 is entered into a field on the claim form, but the last "0" is not aligned within the field, the OCR software may read the number as \$30.00, and the claim will be reimbursed incorrectly.

To get the best alignment on the claim form, providers should center information vertically within each field, and align all information on the same horizontal plane. Avoid squeezing two lines of text into one of the six line items on the 1500 Health Insurance Claim Form.

The following sample claim forms demonstrate correct and incorrect alignment:

- [Correct alignment](#) for the 1500 Health Insurance Claim Form.
- [Incorrect alignment](#) for the 1500 Health Insurance Claim Form.
- [Correct alignment](#) for the UB-04 Claim Form.
- [Incorrect alignment](#) for the UB-04 Claim Form.

## Clarity

Clarity is very important. If information on the claim form is not clear enough to be read by the OCR software, the process may stop, prompting manual review.

The following guidelines will produce the clearest image and optimize processing time:

- Use 10-point or 12-point Times New Roman or Courier New font.
- Type all claim data in uppercase letters.
- Use only black ink to complete the claim form.
- Avoid using italics, bold, or script.
- Make sure characters do not touch.

- Make sure there are no lines from the printer cartridge anywhere on the claim form.
- Avoid using special characters such as dollar signs, decimals, dashes, asterisks, or backslashes, unless it is specified that these characters should be used.
- Use Xs in check boxes. Avoid using letters such as "Y" for "Yes," "N" for "No," "M" for "Male," or "F" for "Female."
- Do not highlight any information on the claim form. Highlighted information blackens when it is imaged, and the OCR software will be unable to read it.

*Note:* The above guidelines will also produce the clearest image for claims that need to be keyed manually from an electronic image.

## **Staples, Correction Liquid, and Correction Tape**

The use of staples, correction liquid, correction tape, labels, or stickers on claim forms should be avoided. Staples need to be removed from claim forms before they can be imaged, which can damage the claim and cause a delay in processing time. Correction liquid, correction tape, labels, and stickers can cause data to be read incorrectly or cause the OCR process to stop, prompting manual review. If the form cannot be read by the OCR software, it will need to be keyed manually from an electronic image.

## **Additional Diagnosis Codes**

ForwardHealth will accept up to eight diagnosis codes in Element 21 of the 1500 Health Insurance Claim Form. To correctly add additional diagnosis codes in this element so that it can be read properly by the OCR software, providers should indicate the fifth diagnosis code between the first and third diagnosis code blanks, the sixth diagnosis code between the second and fourth diagnosis code blanks, the seventh diagnosis code to the right of the third diagnosis code blank, and the eighth diagnosis code to the right of the fourth diagnosis code blank. Providers should not number any additional diagnosis codes.

## **Anchor Fields**

Anchor fields are areas on the 1500 Health Insurance Claim Form and the UB-04 Claim Form that the OCR software uses to identify what type of form is being processed. The following fields on the 1500 Health Insurance Claim Form are anchor fields:

- Element 2 (Patient's Name).
- Element 4 (Insured's Name).
- Element 24 (Detail 1).

The following fields on the UB-04 Claim Form are anchor fields:

- Form Locator 4 (Type of Bill).
- Form Locator 5 (Fed. Tax No.).
- Form Locator 9 (Patient Address).
- Form Locator 58A (Insured's Name).

Since ForwardHealth uses these fields to identify the form as a 1500 Health Insurance Claim Form or a UB-04 Claim Form, it is required that these fields are completed for processing.

## Sample of a Correctly Aligned 1500 Health Insurance Claim Form

1500

## HEALTH INSURANCE CLAIM FORM

APPROVED BY NATIONAL UNIFORM CLAIM COMMITTEE 08/05

PICA <input type="checkbox"/>		PICA <input type="checkbox"/>	
1. MEDICARE <input type="checkbox"/> MEDICAID <input checked="" type="checkbox"/> TRICARE <input type="checkbox"/> CHAMPVA <input type="checkbox"/> GROUP <input type="checkbox"/> FECA <input type="checkbox"/> OTHER <input type="checkbox"/> (Medicare #) (Medicaid #) (Sponsor's SSN) (Member ID#) (SSN or ID) (SSN) (ID)		1a. INSURED'S I.D. NUMBER (For Program in Item 1) <b>1234567890</b>	
2. PATIENT'S NAME (Last Name, First Name, Middle Initial) <b>MEMBER, IM A</b>		4. INSURED'S NAME (Last Name, First Name, Middle Initial) <b>SAME</b>	
3. PATIENT'S BIRTH DATE MM DD YY M <input type="checkbox"/> F <input checked="" type="checkbox"/>		5. INSURED'S ADDRESS (No., Street) <b>609 WILLOW ST</b>	
5. PATIENT'S ADDRESS (No., Street) <b>609 WILLOW ST</b>		6. PATIENT RELATIONSHIP TO INSURED Self <input type="checkbox"/> Spouse <input type="checkbox"/> Child <input type="checkbox"/> Other <input type="checkbox"/>	
CITY <b>ANYTOWN</b>		CITY <b>ANYTOWN</b>	
STATE <b>WI</b>		STATE <b>WI</b>	
ZIP CODE <b>55555</b>		ZIP CODE <b>( )</b>	
TELEPHONE (Include Area Code) <b>(444) 444-4444</b>		TELEPHONE (Include Area Code) <b>( )</b>	
9. OTHER INSURED'S NAME (Last Name, First Name, Middle Initial) <b>OI-P</b>		10. IS PATIENT'S CONDITION RELATED TO: a. EMPLOYMENT? (Current or Previous) <input type="checkbox"/> YES <input type="checkbox"/> NO b. AUTO ACCIDENT? <input type="checkbox"/> YES <input type="checkbox"/> NO c. OTHER ACCIDENT? <input type="checkbox"/> YES <input type="checkbox"/> NO	
a. OTHER INSURED'S POLICY OR GROUP NUMBER		11. INSURED'S POLICY GROUP OR FECA NUMBER	
b. OTHER INSURED'S DATE OF BIRTH MM DD YY M <input type="checkbox"/> F <input type="checkbox"/>		a. INSURED'S DATE OF BIRTH MM DD YY M <input type="checkbox"/> F <input type="checkbox"/>	
c. EMPLOYER'S NAME OR SCHOOL NAME		b. EMPLOYER'S NAME OR SCHOOL NAME	
d. INSURANCE PLAN NAME OR PROGRAM NAME		c. INSURANCE PLAN NAME OR PROGRAM NAME	
12. PATIENT'S OR AUTHORIZED PERSON'S SIGNATURE I authorize the release of any medical or other information necessary to process this claim. I also request payment of government benefits either to myself or to the party who accepts assignment below. SIGNED _____ DATE _____		13. INSURED'S OR AUTHORIZED PERSON'S SIGNATURE I authorize payment of medical benefits to the undersigned physician or supplier for services described below. SIGNED _____ DATE _____	
14. DATE OF CURRENT: MM DD YY ILLNESS (First symptom) OR INJURY (Accident) OR PREGNANCY (LMP)		15. IF PATIENT HAS HAD SAME OR SIMILAR ILLNESS, GIVE FIRST DATE MM DD YY	
17. NAME OF REFERRING PROVIDER OR OTHER SOURCE <b>I.M. REFERRING PROVIDER</b>		18. HOSPITALIZATION DATES RELATED TO CURRENT SERVICES FROM MM DD YY TO MM DD YY	
19. RESERVED FOR LOCAL USE		20. OUTSIDE LAB? <input type="checkbox"/> YES <input type="checkbox"/> NO \$ CHARGES	
21. DIAGNOSIS OR NATURE OF ILLNESS OR INJURY (Relate Items 1, 2, 3 or 4 to Item 24E by Line) 1. <b>LXXX, X</b> 3. _____		22. MEDICAID RESUBMISSION CODE ORIGINAL REF. NO.	
24. A. DATE(S) OF SERVICE From MM DD YY To MM DD YY B. PLACE OF SERVICE C. EMG D. PROCEDURES, SERVICES, OR SUPPLIES (Explain Unusual Circumstances) CPT/HCPCS MODIFIER E. DIAGNOSIS POINTER F. \$ CHARGES G. DAYS OR UNITS H. ICD-9-CM I. ID. QUAL J. RENDERING PROVIDER ID. #		23. PRIOR AUTHORIZATION NUMBER	
1 MM DD YY XX XXXX XX X XXX XX 1 NPI		2 NPI	
3 NPI		4 NPI	
5 NPI		6 NPI	
25. FEDERAL TAX I.D. NUMBER SSN EIN <input type="checkbox"/> <input type="checkbox"/>		26. PATIENT'S ACCOUNT NO. <b>1234JED</b>	
27. ACCEPT ASSIGNMENT? (For govt. claims, see back) <input type="checkbox"/> YES <input type="checkbox"/> NO		28. TOTAL CHARGE \$ <b>XXX XX</b>	
29. AMOUNT PAID \$ <b>XX XX</b>		30. BALANCE DUE \$ <b>XX XX</b>	
31. SIGNATURE OF PHYSICIAN OR SUPPLIER INCLUDING DEGREES OR CREDENTIALS (I certify that the statements on the reverse apply to this bill and are made a part thereof.) <i>J. M. Provider</i> MMDDCCYY SIGNED _____ DATE _____		32. SERVICE FACILITY LOCATION INFORMATION a. <b>NPI</b> b. <b>PXC123456789X</b>	
33. BILLING PROVIDER INFO & PH # <b>I.M. PROVIDER 1 W WILLIAMS ST ANYTOWN WI 55555-1234</b>		a. <b>0222222220</b> b. <b>PXC123456789X</b>	

NUCC Instruction Manual available at: www.nucc.org

APPROVED OMB-0938-0999 FORM CMS-1500 (08-05)

## Sample of an Incorrectly Aligned 1500 Health Insurance Claim Form

1500									
HEALTH INSURANCE CLAIM FORM									
APPROVED BY NATIONAL UNIFORM CLAIM COMMITTEE 08/05									
<div style="display: flex; justify-content: space-between;"> <div> <input type="checkbox"/> PICA         </div> <div> <input type="checkbox"/> PICA         </div> </div>									
1. MEDICARE <input type="checkbox"/> MEDICAID <input checked="" type="checkbox"/> TRICARE <input type="checkbox"/> CHAMPVA <input type="checkbox"/> GROUP HEALTH PLAN <input type="checkbox"/> FECA <input type="checkbox"/> OTHER <input type="checkbox"/> (Medicare #) (Medicaid #) (Sponsor's SSN) (Member ID#) (SSN or ID) (SSN) (ID)					1a. INSURED'S I.D. NUMBER (For Program in Item 1) <b>1234567890</b>				
2. PATIENT'S NAME (Last Name, First Name, Middle Initial) <b>MEMBER, IM A</b>					3. PATIENT'S BIRTH DATE MM DD YY SEX M <input type="checkbox"/> F <input checked="" type="checkbox"/> <b>MM DD YY</b>				
4. INSURED'S NAME (Last Name, First Name, Middle Initial) <b>SAME</b>					5. PATIENT'S ADDRESS (No., Street) <b>609 WILLOW ST</b>				
6. PATIENT RELATIONSHIP TO INSURED Self <input type="checkbox"/> Spouse <input type="checkbox"/> Child <input type="checkbox"/> Other <input type="checkbox"/>					7. INSURED'S ADDRESS (No., Street) CITY STATE ZIP CODE TELEPHONE (Include Area Code)				
8. PATIENT STATUS Single <input type="checkbox"/> Married <input type="checkbox"/> Other <input type="checkbox"/>					9. OTHER INSURED'S NAME (Last Name, First Name, Middle Initial) <b>Ol-P</b>				
10. IS PATIENT'S CONDITION RELATED TO: a. EMPLOYMENT? (Current or Previous) YES <input type="checkbox"/> NO <input type="checkbox"/> b. AUTO ACCIDENT? YES <input type="checkbox"/> NO <input type="checkbox"/> PLACE (State) _____ c. OTHER ACCIDENT? YES <input type="checkbox"/> NO <input type="checkbox"/>					11. INSURED'S POLICY GROUP OR FECA NUMBER a. INSURED'S DATE OF BIRTH MM DD YY SEX M <input type="checkbox"/> F <input type="checkbox"/> b. EMPLOYER'S NAME OR SCHOOL NAME c. INSURANCE PLAN NAME OR PROGRAM NAME				
12. PATIENT'S OR AUTHORIZED PERSON'S SIGNATURE I authorize the release of any medical or other information necessary to process this claim. I also request payment of government benefits either to myself or to the party who accepts assignment below. SIGNED _____ DATE _____					13. INSURED'S OR AUTHORIZED PERSON'S SIGNATURE I authorize payment of medical benefits to the undersigned physician or supplier for services described below. SIGNED _____				
14. DATE OF CURRENT ILLNESS (First symptom) OR INJURY (Accident) OR PREGNANCY (LMP) MM DD YY					15. IF PATIENT HAS HAD SAME OR SIMILAR ILLNESS, GIVE FIRST DATE MM DD YY 17a. _____ 17b. NPI <b>0111111110</b>				
16. DATES PATIENT UNABLE TO WORK IN CURRENT OCCUPATION FROM MM DD YY TO MM DD YY					18. HOSPITALIZATION DATES RELATED TO CURRENT SERVICES FROM MM DD YY TO MM DD YY				
17. NAME OF REFERRING PROVIDER OR OTHER SOURCE <b>I.M. REFERRING PROVIDER</b>					19. RESERVED FOR LOCAL USE				
20. OUTSIDE LAB? YES <input type="checkbox"/> NO <input type="checkbox"/> \$ CHARGES _____					21. DIAGNOSIS OR NATURE OF ILLNESS OR INJURY (Relate Items 1, 2, 3 or 4 to Item 24E by Line) 1. <b>XXX X</b>				
22. MEDICAID RESUBMISSION CODE ORIGINAL REF. NO.					23. PRIOR AUTHORIZATION NUMBER				
24. A. DATE(S) OF SERVICE From MM DD YY To MM DD YY B. PLACE OF SERVICE C. EMG D. PROCEDURES, SERVICES, OR SUPPLIES (Explain Unusual Circumstances) E. DIAGNOSIS POINTER 1. MM DD YY XX XXXXX XX X					F. \$ CHARGES G. DAYS OR UNITS H. ICD-9-CM I. ID. QUAL J. RENDERING PROVIDER ID. # <b>XXX XX 1</b>				
25. FEDERAL TAX I.D. NUMBER SSN EIN <b>1234JED</b>					26. PATIENT'S ACCOUNT NO. <b>1234JED</b>				
27. ACCEPT ASSIGNMENT? YES <input type="checkbox"/> NO <input type="checkbox"/>					28. TOTAL CHARGE \$ <b>XXX XX</b>				
29. AMOUNT PAID \$ <b>XX XX</b>					30. BALANCE DUE \$ <b>XX XX</b>				
31. SIGNATURE OF PHYSICIAN OR SUPPLIER INCLUDING DEGREES OR CREDENTIALS (I certify that the statements on the reverse apply to this bill and are made a part thereof.) <b>L. M. Provider</b> MMDDCCYY <b>022222220</b>					32. SERVICE FACILITY LOCATION INFORMATION <b>ANYTOWN WI 55555-1234</b>				
33. BILLING PROVIDER INFO & PH # <b>PXC123456789X</b>					34. BILLING PROVIDER INFO & PH #				

NUCC Instruction Manual available at: www.nucc.org

APPROVED OMB 0938-0939 FORM CMS-1500 (08-05)



## Sample of a Correctly Aligned UB-04 Claim Form

1 IM BILLING PROVIDER 444 E CLAIREMONT ANYTOWN WI 55555-1234 (444) 444-4444		2		3a PAY CNTL # b MED REC # 11 7654321		4 TYPE OF BILL XXX	
5 PATIENT NAME a		9 PATIENT ADDRESS a ON FILE		5 FED. TAX NO. 01-2345678		6 STATEMENT COVERS PERIOD FROM MMDDCCYY	
b MEMBER, IM A		c		d		e	
10 BIRTHDATE 11 SEX 12 DATE		13 HPL TYPE 14 TYPE 15 SPC 16 DHR		17 STAT 18 19 20 21		22 23 24 25 26 27 28 29 ACOT STATE 30	
31 OCCURRENCE DATE CODE		32 OCCURRENCE DATE CODE		33 OCCURRENCE DATE CODE		34 OCCURRENCE DATE CODE	
35 OCCURRENCE DATE CODE		36 OCCURRENCE DATE CODE		37 OCCURRENCE DATE CODE		38	
39 CODE		40 CODE		41 CODE		42	
43		44		45		46	
47		48		49		50	
51		52		53		54	
55		56		57		58	
59		60		61		62	
63		64		65		66	
67		68		69		70	
71		72		73		74	
75		76		77		78	
79		80		81		82	
83		84		85		86	
87		88		89		90	
91		92		93		94	
95		96		97		98	
99		100		101		102	
103		104		105		106	
107		108		109		110	
111		112		113		114	
115		116		117		118	
119		120		121		122	
123		124		125		126	
127		128		129		130	
131		132		133		134	
135		136		137		138	
139		140		141		142	
143		144		145		146	
147		148		149		150	
151		152		153		154	
155		156		157		158	
159		160		161		162	
163		164		165		166	
167		168		169		170	
171		172		173		174	
175		176		177		178	
179		180		181		182	
183		184		185		186	
187		188		189		190	
191		192		193		194	
195		196		197		198	
199		200		201		202	
203		204		205		206	
207		208		209		210	
211		212		213		214	
215		216		217		218	
219		220		221		222	
223		224		225		226	
227		228		229		230	
231		232		233		234	
235		236		237		238	
239		240		241		242	
243		244		245		246	
247		248		249		250	
251		252		253		254	
255		256		257		258	
259		260		261		262	
263		264		265		266	
267		268		269		270	
271		272		273		274	
275		276		277		278	
279		280		281		282	
283		284		285		286	
287		288		289		290	
291		292		293		294	
295		296		297		298	
299		300		301		302	
303		304		305		306	
307		308		309		310	
311		312		313		314	
315		316		317		318	
319		320		321		322	
323		324		325		326	
327		328		329		330	
331		332		333		334	
335		336		337		338	
339		340		341		342	
343		344		345		346	
347		348		349		350	
351		352		353		354	
355		356		357		358	
359		360		361		362	
363		364		365		366	
367		368		369		370	
371		372		373		374	
375		376		377		378	
379		380		381		382	
383		384		385		386	
387		388		389		390	
391		392		393		394	
395		396		397		398	
399		400		401		402	
403		404		405		406	
407		408		409		410	
411		412		413		414	
415		416		417		418	
419		420		421		422	
423		424		425		426	
427		428		429		430	
431		432		433		434	
435		436		437		438	
439		440		441		442	
443		444		445		446	
447		448		449		450	
451		452		453		454	
455		456		457		458	
459		460		461		462	
463		464		465		466	
467		468		469		470	
471		472		473		474	
475		476		477		478	
479		480		481		482	
483		484		485		486	
487		488		489		490	
491		492		493		494	
495		496		497		498	
499		500		501		502	
503		504		505		506	
507		508		509		510	
511		512		513		514	
515		516		517		518	
519		520		521		522	
523		524		525		526	
527		528		529		530	
531		532		533		534	
535		536		537		538	
539		540		541		542	
543		544		545		546	
547		548		549		550	
551		552		553		554	
555		556		557		558	
559		560		561		562	
563		564		565		566	
567		568		569		570	
571		572		573		574	
575		576		577		578	
579		580		581		582	
583		584		585		586	
587		588		589		590	
591		592		593		594	
595		596		597		598	
599		600		601		602	
603		604		605		606	
607		608		609		610	
611		612		613		614	
615		616		617		618	
619		620		621		622	
623		624		625		626	
627		628		629		630	
631		632		633		634	
635		636		637		638	
639		640		641		642	
643		644		645		646	
647		648		649		650	
651		652		653		654	
655		656		657		658	
659		660		661		662	
663		664		665		666	
667		668		669		670	
671		672		673		674	
675		676		677		678	
679		680		681		682	
683		684		685		686	
687		688		689		690	
691		692		693		694	
695		696		697		698	
699		700		701		702	
703		704		705		706	
707		708		709		710	
711		712		713		714	
715		716		717		718	
719		720		721		722	
723		724		725		726	
727		728		729		730	
731		732		733		734	
735		736		737		738	
739		740		741		742	
743		744		745		746	
747		748		749		750	
751		752		753		754	
755		756		757		758	
759		760		761		762	
763		764		765		766	
767		768		769		770	
771		772		773		774	
775		776		777		778	
779		780		781		782	
783		784		785		786	
787		788		789		790	
791		792		793		794	
795		796		797		798	
799		800		801		802	
803		804		805		806	
807		808		809		810	
811		812		813		814	
815		816		817		818	
819		820		821		822	
823		824		825		826	
827		828		829		830	
831		832		833		834	
835		836		837		838	
839		840		841		842	
843		844		845		846	
847		848		849		850	
851		852		853		854	
855		856		857		858	
859		860		861		862	
863		864		865		866	
867		868		869		870	
871		872		873		874	
875		876		877		878	
879		880		881		882	
883		884		885		886	
887		888		889		890	
891		892		893		894	



## Sample of an Incorrectly Aligned UB-04 Claim Form

1 IM BILLING PROVIDER 444 E CLAIREMONT ANYTOWN WI 55555-1234 (444) 444-4444		2		3a PAY CMTL # b MED REC # 117654321 5 FED. TA. NO. 01-2345678		4 TYPE OF BILL XXX MMDDCCYY MMDDCCYY	
8 PATIENT NAME MEMBER, IM A		9 PATIENT ADDRESS a ON FILE		c		d	
10 BIRTHDATE		11 SEX		12 DATE		13 HBL	
14 TYPE		15 SPC		16 DHR		17 STAT	
18		19		20		21	
22		23		24		25	
26		27		28		29 ACOT	
30 STATE		31 OCCURRENCE DATE		32 OCCURRENCE DATE		33 OCCURRENCE DATE	
34 OCCURRENCE DATE		35 CODE		36 OCCURRENCE SPAN FROM		37 OCCURRENCE SPAN THROUGH	
38		39 CODE		40 VALUE CODES AMOUNT		41 CODE	
42 REV. CD.		43 DESCRIPTION		44 HCPCS / RATE / HPPS CODE		45 SERV. DATE	
46 SERV. UNITS		47 TOTAL CHARGES		48 NON-COVERED CHARGES		49	
XXXX		XXXXX		MMDDYY		1.0	
XXXX		XXXXX		MMDDYY		1.0	
XXXX		XXXXX		MMDDYY		1.0	
PAGE 1 OF 1		CREATION DATE		TOTALS		XXX XX 0111111110	
50 PRAYER NAME T19 MEDICAID		51 HEALTH PLAN ID		52 REL. INFO		53 ASG. BEN.	
54 PRIOR PAYMENTS		55 EST. AMOUNT DUE		56 NPI		57	
58 INSURED'S NAME SAME		59-PIREL		60 INSURED'S UNIQUE ID 1234567890		61 GROUP NAME	
62 INSURANCE GROUP NO.		63 TREATMENT AUTHORIZATION CODES		64 DOCUMENT CONTROL NUMBER		65 EMPLOYER NAME	
66		67		68		69	
70		71		72		73	
74		75		76		77	
78		79		80		81	
82		83		84		85	
86		87		88		89	
90		91		92		93	
94		95		96		97	
98		99		100		101	

Topic #11290

## Paper Claim Submission

Paper claims for CRS (Community Recovery Services) must be submitted using the 1500 Health Insurance Claim Form (dated 08/05). Claims for CRS submitted on any other claim form will be denied.

## Obtaining the Claim Forms

ForwardHealth does not provide the 1500 Health Insurance Claim Form. The forms may be obtained from any federal forms supplier.

Topic #11293

## Periodic Unit Guidelines

Time units are calculated based on minutes of service. The following chart gives the appropriate billing unit for minutes of service.

Use the following guidelines for procedure codes H0038, H0043 (periodic modifier only), H2023, and travel (modifier "TU").

Community Recovery Services	
Time (Minutes)	Unit(s) Billed
1-15	1.0
16-30	2.0
31-45	3.0
46-60	4.0
61-75	5.0
76-90	6.0

Topic #10637

## Reimbursement Reduction for Most Paper Claims

As a result of the Medicaid Rate Reform project, ForwardHealth will reduce reimbursement on most claims submitted to ForwardHealth on paper. Most paper claims will be subject up to a \$1.10 reimbursement reduction per claim.

For each claim that a reimbursement reduction was applied, providers will receive an EOB (Explanation of Benefits) to notify them of the payment reduction. For claims with reimbursement reductions, the EOB will state the following, "This claim is eligible for electronic submission. Up to a \$1.10 reduction has been applied to this claim payment."

If a paid claim's total reimbursement amount is less than \$1.10, ForwardHealth will reduce the payment up to a \$1.10. The claim will show on the RA (Remittance Advice) as paid but with a \$0 paid amount.

The reimbursement reduction applies to the following paper claims:

- 1500 Health Insurance Claim Form.
- UB-04 (CMS 1450) Claim Form.
- [Compound Drug Claim \(F-13073 \(09/11\)\)](#) form.
- [Noncompound Drug Claim \(F-13072 \(09/11\)\)](#) form.

## Exceptions to Paper Claim Reimbursement Reduction

The reimbursement reduction will not affect the following providers or claims:

- In-state emergency providers.
- Out-of-state providers.
- Medicare crossover claims.
- Any claims that ForwardHealth requires additional supporting information to be submitted on paper. For example:
  - Hysterectomy claims must be submitted along with a paper [Acknowledgment of Receipt of Hysterectomy Information \(F-1160A \(10/08\)\)](#) form.
  - Sterilization claims must be submitted along with a paper [Consent for Sterilization \(F-1164 \(10/08\)\)](#) form.
  - Claims submitted to Timely Filing appeals must be submitted on paper with a [Timely Filing Appeals Request \(F-13047 \(10/08\)\)](#) form.
  - In certain circumstances, drug claims must be submitted on paper with a [Pharmacy Special Handling Request \(F-13074 \(04/11\)\)](#) form.

Topic #4817

## Submitting Paper Attachments with Electronic Claims

Providers may submit paper attachments to accompany electronic claims and electronic claim adjustments. Providers should refer to their [companion guides](#) for directions on indicating that a paper attachment will be submitted by mail.

Paper attachments that go with electronic claim transactions must be submitted with the [Claim Form Attachment Cover Page \(F-13470 \(10/08\)\)](#). Providers are required to indicate an ACN (attachment control number) for paper attachment(s) submitted with electronic claims. (The ACN is an alphanumeric entry between 2 and 80 digits assigned by the provider to identify the attachment.) The ACN must be indicated on the cover page so that ForwardHealth can match the paper attachment(s) to the correct electronic claim.

ForwardHealth will hold an electronic claim transaction or a paper attachment(s) for up to 30 calendar days to find a match. If a match cannot be made within 30 days, the claim will be processed without the attachment and will be denied if an attachment is required. When such a claim is denied, both the paper attachment(s) and the electronic claim will need to be resubmitted.

Providers are required to send paper attachments relating to electronic claim transactions to the following address:

ForwardHealth  
Claims and Adjustments  
313 Blettner Blvd  
Madison WI 53784

This does not apply to compound and noncompound claims.

Topic #11677

## Uploading Claim Attachments Via the Portal

Providers are able to upload attachments for most claims via the secure Provider area of the ForwardHealth Portal. This allows providers to submit all components for claims electronically.

Providers are able to upload attachments via the Portal when a claim is suspended and an attachment was indicated but not yet received. Providers are able to upload attachments for any suspended claim that was submitted electronically. Providers should note that all attachments for a suspended claim must be submitted within the same business day.

## Claim Types

Providers will be able to upload attachments to claims via the Portal for the following claim types:

- Professional.
- Institutional.
- Dental.

The submission policy for compound and noncompound drug claims does not allow attachments.

## Document Formats

Providers are able to upload documents in the following formats:

- JPEG (Joint Photographic Experts Group) (.jpg or .jpeg).
- PDF (Portable Document Format) (.pdf).
- Rich Text Format (.rtf).
- Text File (.txt).

JPEG files must be stored with a ".jpg" or ".jpeg" extension; text files must be stored with a ".txt" extension; rich text format files must be stored with a ".rtf" extension; and PDF files must be stored with a ".pdf" extension.

Microsoft Word files (.doc) cannot be uploaded but can be saved and uploaded in Rich Text Format or Text File formats.

## Uploading Claim Attachments

### Claims Submitted by Direct Data Entry

When a provider submits a DDE (Direct Data Entry) claim and indicates an attachment will also be included, a feature button will appear and link to the DDE claim screen where attachments can be uploaded.

Providers are still required to indicate on the DDE claim that the claim will include an attachment via the "Attachments" panel.

Claims will suspend for 30 days before denying for not receiving the attachment.

### Claims Submitted by Provider Electronic Software and 837 Health Care Claim Transactions

Providers submitting claims via 837 (837 Health Care Claim) transactions are required to indicate attachments via the PWK segment. Providers submitting claims via PES (Provider Electronic Solutions) software will be required to indicate attachments via the attachment control field. Once the claim has been submitted, providers will be able to search for the claim on the Portal and upload the attachment via the Portal. Refer to the Implementation Guides for how to use the PWK segment in 837 transactions and the [PES Manual](#) for how to use the attachment control field.

Claims will suspend with 30 days before denying for not receiving the attachment.

# Timely Filing Appeals Requests

---

Topic #549

## Requirements

When a claim or adjustment request meets one of the [exceptions](#) to the submission deadline, the provider is required to submit a [Timely Filing Appeals Request \(F-13047 \(10/08\)\)](#) form with a paper claim or an [Adjustment/Reconsideration Request \(F-13046 \(10/08\)\)](#) form to override the submission deadline.

DOS (dates of service) that are beyond the submission deadline should be submitted separately from DOS that are within the deadline. Claims or adjustment requests received that contain both current and late DOS are processed through normal channels without review by Timely Filing and late DOS will be denied.

Topic #551

## Resubmission

Decisions on [Timely Filing Appeals Requests \(F-13047 \(10/08\)\)](#) cannot be appealed. Providers may resubmit the claim to Timely Filing if both of the following occur:

- The provider submits additional documentation as requested.
- ForwardHealth receives the documentation before the specified deadline for the exception to the submission deadline.

Topic #744

## Submission

To receive consideration for an exception to the submission deadline, providers are required to submit the following:

- A properly completed [Timely Filing Appeals Request \(F-13047 \(10/08\)\)](#) form for each claim and each adjustment to allow for electronic documentation of individual claims and adjustments submitted to ForwardHealth.
- A legible claim or adjustment request.
- All required documentation as specified for the exception to the submission deadline.

To receive consideration, a Timely Filing Appeals Request must be received before the deadline specified for the exception to the submission deadline.

When completing the claim or adjustment request, providers are required to indicate the procedure code, diagnosis code, POS (place of service) code, etc., as effective for the DOS (date of service). However, providers should use the current claim form and instructions or adjustment request form and instructions. Reimbursement for Timely Filing Appeals Requests is contingent upon the claim or adjustment request meeting program requirements for the DOS.

The following table lists the filing deadlines and documentation requirements as they correspond to each of the eight allowable exceptions.

<b>Change in Nursing Home Resident's Level of Care or Liability Amount</b>
--

Description of the Exception	Documentation Requirements	Submission Address
This exception occurs when a nursing home claim is initially received within the submission deadline and reimbursed incorrectly due to a change in the member's authorized level of care or liability amount.	<p>To receive consideration, the request must be submitted within 455 days from the DOS and the correct liability amount or level of care must be indicated on the <a href="#">Adjustment/Reconsideration Request (F-13046 (10/08))</a> form.</p> <p>The most recent claim number (also known as the ICN (internal control number)) must be indicated on the Adjustment/Reconsideration Request form. This number may be the result of a ForwardHealth-initiated adjustment.</p>	ForwardHealth Timely Filing Ste 50 313 Blettner Blvd Madison WI 53784

#### Decision Made by a Court, Fair Hearing, or the Department of Health Services

Description of the Exception	Documentation Requirements	Submission Address
This exception occurs when a decision is made by a court, fair hearing, or the DHS (Department of Health Services).	To receive consideration, the request must be submitted within 90 days from the date of the decision of the hearing. A complete copy of the notice received from the court, fair hearing, or DHS must be submitted with the request.	ForwardHealth Timely Filing Ste 50 313 Blettner Blvd Madison WI 53784

#### Denial Due to Discrepancy Between the Member's Enrollment Information in ForwardHealth interChange and the Member's Actual Enrollment

Description of the Exception	Documentation Requirements	Submission Address
This exception occurs when a claim is initially received by the deadline but is denied due to a discrepancy between the member's enrollment information in ForwardHealth interChange and the member's actual enrollment.	<p>To receive consideration, the following documentation must be submitted within 455 days from the DOS:</p> <ul style="list-style-type: none"> <li>• A copy of remittance information showing the claim was submitted in a timely manner and denied with a qualifying enrollment-related explanation.</li> <li>• A photocopy of one of the following indicating enrollment on the DOS: <ul style="list-style-type: none"> <li>◦ White paper BadgerCare Plus EE (Express Enrollment) for pregnant women or children identification card.</li> <li>◦ Green paper temporary identification card.</li> <li>◦ White paper TE (Temporary Enrollment) for Family Planning Only Services identification card.</li> <li>◦ The response received through Wisconsin's EVS (Enrollment Verification System) from a commercial eligibility vendor.</li> <li>◦ The transaction log number</li> </ul> </li> </ul>	ForwardHealth Good Faith/Timely Filing Ste 50 313 Blettner Blvd Madison WI 53784

received through [WiCall](#).**ForwardHealth Reconsideration or Recoupment**

Description of the Exception	Documentation Requirements	Submission Address
This exception occurs when ForwardHealth reconsiders a previously processed claim. ForwardHealth will initiate an adjustment on a previously paid claim.	If a subsequent provider submission is required, the request must be submitted within 90 days from the date of the RA (Remittance Advice) message. A copy of the RA message that shows the ForwardHealth-initiated adjustment must be submitted with the request.	ForwardHealth Timely Filing Ste 50 313 Blettner Blvd Madison WI 53784

**Retroactive Enrollment for Persons on General Relief**

Description of the Exception	Documentation Requirements	Submission Address
This exception occurs when the local county or tribal agency requests a return of a GR (general relief) payment from the provider because a member has become retroactively enrolled for Wisconsin Medicaid or BadgerCare Plus.	To receive consideration, the request must be submitted within 180 days from the date the backdated enrollment was added to the member's enrollment information. The request must be submitted with one of the following: <ul style="list-style-type: none"> <li>"GR retroactive enrollment" indicated on the claim.</li> <li>A copy of the letter received from the local county or tribal agency.</li> </ul>	ForwardHealth GR Retro Eligibility Ste 50 313 Blettner Blvd Madison WI 53784

**Medicare Denial Occurs After the Submission Deadline**

Description of the Exception	Documentation Requirements	Submission Address
This exception occurs when claims submitted to Medicare (within 365 days of the DOS) are denied by Medicare after the 365-day submission deadline. A waiver of the submission deadline will not be granted when Medicare denies a claim for one of the following reasons: <ul style="list-style-type: none"> <li>The charges were previously submitted to Medicare.</li> <li>The member name and identification number do not match.</li> <li>The services were previously denied by Medicare.</li> <li>The provider retroactively applied for Medicare enrollment and did not become enrolled.</li> </ul>	To receive consideration, the following must be submitted within 90 days of the Medicare processing date: <ul style="list-style-type: none"> <li>A copy of the Medicare remittance information.</li> <li>The appropriate Medicare disclaimer code must be indicated on the claim.</li> </ul>	ForwardHealth Timely Filing Ste 50 313 Blettner Blvd Madison WI 53784

**Refund Request from an Other Health Insurance Source**

Description of the Exception	Documentation Requirements	Submission Address
This exception occurs when an other health insurance source reviews a previously paid claim and determines that	To receive consideration, the following documentation must be submitted within 90 days from the date of recoupment notification:	ForwardHealth Timely Filing Ste 50

reimbursement was inappropriate.	<ul style="list-style-type: none"> <li>• A copy of the commercial health insurance remittance information.</li> <li>• A copy of the remittance information showing recoupment for crossover claims when Medicare is recouping payment.</li> </ul>	313 Blettner Blvd Madison WI 53784
----------------------------------	---	---------------------------------------

<b>Retroactive Member Enrollment</b>		
<b>Description of the Exception</b>	<b>Documentation Requirements</b>	<b>Submission Address</b>
This exception occurs when a claim cannot be submitted within the submission deadline due to a delay in the determination of a member's retroactive enrollment.	To receive consideration, the request must be submitted within 180 days from the date the backdated enrollment was added to the member's enrollment information. In addition, "retroactive enrollment" must be indicated on the claim.	ForwardHealth Timely Filing Ste 50 313 Blettner Blvd Madison WI 53784



# Coordination of Benefits

3

Archive Date:06/01/2012

## Coordination of Benefits:Commercial Health Insurance

Topic #3760

### Mental Health and Substance Abuse Services Requiring Other Health Insurance Billing

The following table lists mental health and substance abuses services that may require providers to bill other insurance sources before billing BadgerCare Plus.

Service	Bill Commercial Health Insurance?	Bill Medicare?
Adult Mental Health Day Treatment Services	Yes	Yes
Case Management for Mental Health/Substance Abuse Services	No	No
Central Nervous System Assessments/Tests	Yes	Yes
Child/Adolescent Day Treatment Services (HealthCheck "Other Services")	Yes	No
Clozapine Management Services	Yes	No
Community Recovery Services	No	No
Community Support Program Services	No	No
Comprehensive Community Services	No	No
Crisis Intervention Services	No	No
Health and Behavior Assessment/Intervention	Yes	Yes
In-Home Mental Health/Substance Abuse Treatment Services for Children (HealthCheck "Other Services")	Yes	Yes
Narcotic Treatment Services	Yes	Yes
Outpatient Mental Health Services (Evaluation, Psychotherapy, Pharmacologic Management)	Yes	Yes
Outpatient Mental Health and/or Substance Abuse Services in the Home or Community for Adults	Yes	Yes
Outpatient Substance Abuse Services	Yes	Yes
Substance Abuse Day Treatment Services	Yes	Yes

Topic #603

### Services Not Requiring Commercial Health Insurance Billing

Providers are not required to bill commercial health insurance sources before submitting claims for the following:

- Case management services.

- CCS (Comprehensive Community Services).
- Crisis Intervention services.
- CRS (Community Recovery Services).
- CSP (Community Support Program) services.
- Family planning services.
- PNCC (prenatal care coordination) services.
- Preventive pediatric services.
- SMV (specialized medical vehicle) services.

# Covered and Noncovered Services

4

Archive Date:06/01/2012

## Covered and Noncovered Services:Codes

Topic #830

### Diagnosis Codes

All diagnosis codes indicated on claims (and PA (prior authorization) requests when applicable) must be the most specific ICD-9-CM (International Classification of Diseases, Ninth Revision, Clinical Modification) diagnosis code. Providers are responsible for keeping current with diagnosis code changes. Etiology and manifestation codes may not be used as a primary diagnosis.

The required use of valid diagnosis codes includes the use of the most specific diagnosis code. Valid, most specific diagnosis codes may have up to five digits. Claims submitted with three- or four-digit codes where four- and five-digit codes are available may be denied.

Topic #11294

### Place of Service Codes

These tables list the allowable POS (place of service) codes that providers are required to use when submitting claims for CRS (Community Recovery Services).

The following table lists the allowable POS codes for CLSS (Community Living Supportive Services) (H0043-U9) — per diem basis.

Place of Service	
13	Assisted Living Facility
14	Group Home

The following table lists the allowable POS codes for CLSS (H0043-U8) — periodic basis.

Place of Service	
12	Home
13	Assisted Living Facility

The following table provides a crosswalk between the POS typically utilized by counties and tribes and what these facilities are considered for Medicaid billing purposes.

Common Name	Considered As	Place of Service Code
CBRF (Community Based Residential Facility)	Group Home	14
AFH (Adult Family Home)	Group Home	14
RCAC (Residential Care Apartment Complex)	Assisted Living Facility	13
Supported Apartment	Home	12

The following table lists the allowable POS codes for supported employment (H2023) and peer supports (H0038).

Place of Service	
03	School*
04	Homeless Shelter*
05	Indian Health Service Free-Standing Facility*
06	Indian Health Service Provider-Based Facility*
07	Tribal 638 Free-Standing Facility*
08	Tribal 638 Provider-Based Facility*
11	Office*
12	Home
13	Assisted Living Facility
14	Group Home
16	Temporary Lodging
33	Custodial Care Facility*
50	Federally Qualified Health Center*
53	Community Mental Health Center*
55	Residential Substance Abuse Treatment Facility*
57	Non-Residential Substance Abuse Treatment Facility*
71	Public Health Clinic*
72	Rural Health Clinic*
99	Other Place of Service**

\* Travel reimbursement is not available for these POS codes.

\*\* CRS are reimbursed only when provided in a community setting.

Services provided in an institution, such as a hospital, IMD (Institute for Mental Disease), or state institutes are not reimbursable.

Topic #11292

## Procedure Code Information for Community Recovery Services

A HCPCS (Healthcare Common Procedure Coding System) code is required on all CRS (Community Recovery Services) claims. Claims or adjustments received without a HCPCS and corresponding modifier, if applicable, will be denied.

The following table lists allowable HCPCS codes and modifiers that Medicaid-certified county and tribal providers are required to use when submitting claims for CRS. These procedure codes represent 15 minutes of service, unless designated as per diem, in which case they represent a daily rate. Periodic unit guidelines are [available](#).

HCPCS Code	Description	Available Modifiers	Rate*
H0038	Peer services, per 15 minutes	TU (Travel Time)***	\$9.78
H0043	CLSS (Community Living Supportive Services)	U9 (Per Diem)** U8 (Periodic)** TU (Travel Time)***	\$125.00 per diem \$5.00 periodic (15-minute increments)
H2023	Supported employment, per 15 minutes	TU (Travel Time)***	\$11.51

- \* Actual reimbursement will vary based upon periodic changes in the following:
  - The FMAP (Federal Medical Assistance Percentage).
  - Federal or state fiscal programs that may impact the FMAP (such as the American Recovery and Reinvestment Act).
  - For State Fiscal Years 2010 and 2011, the percentage withheld from each claim payment to offset statutorily allowed state administrative costs.
- \*\* When submitting claims with procedure code H0043, providers are required to differentiate between per diem and periodic using modifiers "U9" and "U8," respectively. Claims submitted using procedure code H0043 must contain one or the other of these modifiers.
- \*\*\* Travel time must be billed on the same claim form on which the underlying service is billed. To bill for travel time, on a separate detail line, enter the procedure code of the underlying service (e.g., H2023), and add modifier "TU" to denote that this is a claim for travel, then enter the units.

When billing for CLSS, providers may only bill travel time if they are providing the "Periodic" variation of this service. On a separate detail line of the claim form upon which the underlying service is billed, enter procedure code H0043, enter modifier "U8," enter modifier "TU," and then enter the units.

## Covered Services and Requirements

Topic #11295

### Billing Limits for Community Recovery Services

These tables list the billing limits for CRS (Community Recovery Services).

The following table lists the daily and monthly limits for each of the CRS service types.

Service	Daily Limit*	Monthly Limit*
CLSS (Community Living Supportive Services) — Per Diem	1	28-31
CLSS — Periodic	24	720
Supported Employment	32	320
Peer Supports	32	160

\* Exclusive of travel. Stated in units of 15-minute increments except for CLSS — Per Diem, which is stated in days.

The following table lists the upper and lower age limits for CRS supported employment members.

Supported Employment Services	
14 Years of Age	Lower Limit
None	Upper Limit

The following table lists the upper and lower age limits for CRS peer supports members.

Peer Supports Services	
None	Lower Limit
None	Upper Limit

The following table lists the CRS that allow reimbursement for provider travel time\*.

Service	Allow Travel Time?	Prior	Subsequent
CLSS — Per Diem	No		
CLSS — Periodic	Yes	X	X
Supported Employment	Yes	X	X
Peer Supports	Yes	X	X

\* Travel time of up to one hour to an approved POS (place of service) prior to the provision of service may be billed using the CLSS periodic HCPCS (Healthcare Common Procedure Coding System) code plus the "Travel" modifier. Travel time of up to one hour subsequent to the provision of the service is also allowable and should be billed in a similar manner. Travel must be billed on the same claim form as the related service.



The following table provides guidance about which CRS may be billed on the same DOS (date of service) to the same member.

<b>Community Support Programs, Crisis Intervention, Comprehensive Community Services, and Community Recovery Services with same Date of Service</b>	<b>Community Living Supportive Services Per Diem</b>	<b>Or</b>	<b>Community Living Supportive Services Periodic</b>	<b>Supported Employment</b>	<b>Peer Supports</b>
Crisis Intervention	Yes		Yes	Yes	Yes
CSP	Yes		Yes	Yes	Yes
CCS	Yes		Yes	Yes	Yes
CLSS Per Diem	N/A		No	Yes	Yes
CLSS Periodic	No		N/A	Yes	Yes
Supported Employment	Yes		Yes	N/A	Yes
Peer Supports	Yes		Yes	Yes	N/A

Topic #11284

## Covered Services

The CRS (Community Recovery Services) benefit makes psychosocial rehabilitative care available to enable a member to better manage the symptoms of his or her illness, to increase the likelihood of the member's independent, effective functioning in the community, and to reduce the incidence and duration of institutional treatment for mental illness.

The following are covered psychosocial rehabilitation services under the CRS benefit:

- CLSS (Community Living Supportive Services).
- Peer Supports.
- Supported Employment.

A complete description of these services is included below.

## Psychosocial Rehabilitation Services

### Community Living Supportive Services

This service covers activities necessary to allow individuals to live with maximum independence in community integrated housing. Activities are intended to assure successful community living through utilization of skills training, cueing and/or supervision as identified by the person-centered assessment. CLSS consist of meal planning/preparation, household cleaning, personal hygiene, reminders for medications and monitoring symptoms and side effects, teaching parenting skills, community resource access and utilization, emotional regulation skills, crisis coping skills, shopping, transportation, recovery management skills and education, financial management, social and recreational activities, and developing and enhancing interpersonal skills. CLSS tasks, such as meal planning, cleaning, etc., are not done for the individual, but rather they are delivered through training, cueing, and supervision to help the member become more independent in doing these tasks.

Wisconsin would make these services available in a variety of community locations that encompass residential, business, social, and recreational settings. Residential settings are limited to an individual's own apartment or house, supported apartment programs, AFH (adult family homes), RCAC (residential care apartment complexes), and CBRFs (community-based residential facilities) of from 5 to 16 beds (inclusive). The type of residential setting needed would be as agreed upon in the person-centered assessment. Individuals needing services in a CBRF setting would be those whose health and safety are at risk without 24-hour supervision. Payment is not made for room and board including the cost of building maintenance.

The services provided under 1915(i) will not be duplicative of other state plan services, including, but not limited to, personal care and transportation.

## Peer Support

Individuals trained and certified as peer specialists serve as advocates and provide information and peer support for members in outpatient and other community settings. All members receiving 1915(i) peer-support services will reside in home and community settings. Certified peer specialists perform a wide range of tasks to assist members in regaining control over their own lives and over their own recovery process. Peer specialists function as role models demonstrating techniques in recovery and in ongoing coping skills through:

- Offering effective recovery-based services;
- Assisting members in finding self-help groups;
- Assisting members in obtaining services that suit that individual's recovery needs;
- Teaching problem solving techniques;
- Teaching members how to identify and combat negative self-talk and how to identify and overcome fears;
- Assisting members in building social skills in the community that will enhance integration opportunities;
- Lending their unique insight into mental illness and what makes recovery possible;
- Attending treatment team and crisis plan development meetings to promote member's use of self-directed recovery tools;
- Informing members about community and natural supports and how to utilize these in the recovery process; and
- Assisting members in developing empowerment skills through self-advocacy and stigma-busting activities.

Wisconsin 1915(i) HCBS (Home and Community Based Services) will not duplicate other state plan services.

## Supported Employment

This service covers activities necessary to assist individuals to obtain and maintain competitive employment. This service may be provided by a supported employment program agency or individual employment specialist. The service will follow the IPS (Individual Placement and Support) model recognized by the SAMHSA (Substance Abuse and Mental Health Services Administration) to be an evidence-based practice. This model has been shown to be effective in helping individuals obtain and maintain competitive employment. This promotes recovery through a community integrated, socially valued role and increased financial independence. The core principles of this supported employment approach are as follows:

- Participation is based on member choice. No one is excluded because of prior work history, hospitalization history, substance use, symptoms, or other characteristics. No one is excluded who wants to participate.
- Supported employment is closely integrated with mental health treatment. Employment specialists meet frequently with the mental health treatment team to coordinate plans.
- Competitive employment is the goal. The focus is community jobs anyone can apply for that pay at least minimum wage, including part-time and full-time jobs.
- Job search starts soon after a member expresses an interest in working. There are no requirements for completing extensive pre-employment assessment and training, or intermediate work experiences (like pre-vocational work units, transitional employment, or sheltered workshops).
- Follow-along supports are continuous. Individualized supports to maintain employment continue as long as the member wants assistance.
- Consumer preferences are important. Choices and decisions about work and support are individualized based on the person's preferences, strengths, and experiences.

The service covers supported employment intake, assessment (not general 1915[i] intake and assessment), job development, job placement, work-related symptom management, employment crisis support, and follow-along supports by an employment specialist. It also covers employment specialist time spent with the individual's mental health treatment team and VR (Vocational Rehabilitation) counselor. The Wisconsin 1915(i) HCBS will not duplicate other State Plan services. The supported employment service does not include services available as defined in S4(a)(4) of the 1975 Amendments to the Education of the Handicapped Act (20 U.S.C. 1401[16], [17]), which otherwise are available to the individual through a state or local educational agency and

vocational rehabilitation services, which are otherwise available to the individual through a program funded under S110 of the Rehabilitation Act of 1973 (29 U.S.C. 730).

Topic #44

## Definition of Covered Services

A covered service is a service, item, or supply for which reimbursement is available when *all* program requirements are met. [DHS 101.03\(35\)](#) and [107](#), Wis. Admin. Code, contain more information about covered services.

Topic #85

## Emergencies

Certain program requirements and reimbursement procedures are modified in emergency situations. Emergency services are defined in [DHS 101.03\(52\)](#), Wis. Admin. Code, as "those services that are necessary to prevent the death or serious impairment of the health of the individual." Emergency services are not reimbursed unless they are covered services.

Additional definitions and procedures for emergencies exist in other situations, such as dental and mental health.

Program requirements and reimbursement procedures may be modified in the following ways:

- PA (prior authorization) or other program requirements may be waived in emergency situations.
- [Noncertified providers](#) may be reimbursed for emergency services.
- [Non-U.S. citizens](#) may be eligible for covered services in emergency situations.

Topic #84

## Medical Necessity

Wisconsin Medicaid reimburses only for services that are medically necessary as defined under [DHS 101.03\(96m\)](#), Wis. Admin. Code. Wisconsin Medicaid may deny or recoup payment if a service fails to meet Medicaid medical necessity requirements.

Topic #86

## Member Payment for Covered Services

Under state and federal laws, a Medicaid-certified provider may not collect payment from a member, or authorized person acting on behalf of the member, for covered services even if the services are covered but do not meet program requirements. Denial of a claim by ForwardHealth does not necessarily render a member liable. However, a covered service for which PA (prior authorization) was denied is treated as a noncovered service. (If a member chooses to receive an originally requested service instead of the service approved on a modified PA request, it is also treated as a noncovered service.) If a member requests a covered service for which PA was denied (or modified), the provider may collect payment from the member if [certain conditions](#) are met.

If a provider collects payment from a member, or an authorized person acting on behalf of the member, for a covered service, the provider may be subject to [program sanctions](#) including termination of Medicaid certification.

Topic #11279

# Overview

Like other HCBS (Home and Community Based Services), the goal of CRS (Community Recovery Services) is to enable people with mental illness to live with maximum independence within the community, while at the same time offering these members more control over designing the services they receive. The opportunity to live in the community allows members to lead more productive lives, as they pursue a self-directed path toward recovery.

Under the umbrella of psychosocial rehabilitation, the CRS benefit covers the following three categories of service:

- CLSS (Community Living Supportive Services).
- Peer supports.
- Supported employment.

Topic #3726

## Physician Prescription

The following prescription requirements apply to a physician or other health care provider initiating mental health and substance abuse treatment services for a Wisconsin Medicaid and BadgerCare Plus member.

### Benefits That Require a Prescription to Initiate Services

Wisconsin Medicaid and BadgerCare Plus require a prescription from a physician or other health care provider prior to initiating certain community-based mental health services for a Wisconsin Medicaid and BadgerCare Plus member. Examples of these services include the following:

- Community Support Programs.
- Comprehensive Community Services.
- HealthCheck "Other Services" Child/Adolescent Day Treatment.
- HealthCheck "Other Services" Intensive In-Home Mental Health and Substance Abuse Treatment Services for Children.

### Benefits That Do Not Require a Prescription to Initiate Services

Wisconsin Medicaid and BadgerCare Plus do not require a prescription from a physician or other health care provider to initiate the following mental health and substance abuse treatment services for a Wisconsin Medicaid and BadgerCare Plus member:

- Outpatient mental health services provided in a Medicaid-certified outpatient mental health clinic.
- Outpatient substance abuse treatment provided in a Medicaid-certified substance abuse clinic.
- Adult mental health day treatment.
- Substance abuse day treatment.
- Outpatient mental health and substance abuse services in the home or community for adults.
- Outpatient mental health and substance abuse services performed in private practice by a Medicaid-certified psychiatrist, Ph.D. psychologist, Advanced Practice Nurse Prescriber with psychiatric specialty, or a licensed psychotherapist (referred to as licensed mental health professional in Wisconsin law).

Topic #66

## Program Requirements

For a covered service to meet program requirements, the service must be provided by a qualified Medicaid-certified provider to an enrolled member. In addition, the service must meet all applicable program requirements, including, but not limited to, medical necessity, PA (prior authorization), claims submission, prescription, and documentation requirements.

Topic #7897

## Resetting Service Limitations

Service limitations used by a member enrolled in the BadgerCare Plus Benchmark Plan and the BadgerCare Plus Core Plan within their continuous 12-month enrollment year will reset in the following situations:

- A fee-for-service member is enrolled in an HMO (health maintenance organization).
- A member switches from one HMO to another HMO (only allowable within the first 90 days of Core Plan enrollment).
- A member is disenrolled from an HMO and moves to fee-for-service.

*Note:* When a member goes from fee-for-service into an HMO and subsequently moves back to fee-for-service, service limitations will not be reset for the services that were received under the initial fee-for-service enrollment period.

PA (prior authorization) requests for services beyond the covered service limitations will be denied.

Resetting service limitations does not change a member's [Benchmark Plan](#) enrollment year or a member's [Core Plan](#) enrollment year.

Topic #11285

## Service Limits

Daily and monthly service limits for the CRS (Community Recovery Services) benefit are as follows:

- CLSS (Community Living Supportive Services) (per diem) — A daily limit of one per day, and a monthly limit of 28-31 days.
- CLSS (periodic) — Up to six hours (24 units) are allowed per day and a monthly limit of 180 hours (720 units).
- Supported Employment — Up to eight hours (32 units) per day and a monthly limit of 80 hours (320 units).
- Peer Supports — Up to eight hours (32 units) per day and 40 hours (160 units).

A unit is equal to 15 minutes. Service limits are for delivery time only and do not include travel time.

Supported Employment is covered for members age 14 and older.

## Travel Time

A CRS worker's travel time of up to one hour (four units) to an allowed POS (place of service) prior to the provision of service may be billed. A CRS worker's travel time of up to one hour (four units) subsequent to the provision of the service is also allowable. Reimbursement for travel time is limited to two hours (eight units) per unique service episode for each DOS (date of service), or per member for each DOS. Travel must be billed on the same claim form as the related service.

To bill for travel time, on a separate detail line enter the procedure code of the service rendered (e.g., H2023 [Supported employment, per 15 minutes]), add modifier "TU" to denote that this is a claim for travel, then enter the units.

Travel reimbursement is not allowable for per diem basis CLSS.

Where travel time is incurred to an allowable POS at which two or more CRS services are to be provided to the same member, for billing purposes it must be split between the services performed on a prorata basis. Each unique travel event may only be billed once, whether it be assigned to a single HCPCS (Healthcare Common Procedure Coding System) code, or prorated among multiple HCPCS codes.

*Note:* Travel time is separately reimbursable. Travel time should consist of the time to travel from the provider's office to the member's home or agreed upon location or from the previous appointment to the member's home or agreed upon location. Travel time is not allowable if the member is not home or at the agreed upon location, since there is no face-to-face contact. Travel time exceeding one hour each way is not reimbursable.

Billing limits for CRS are [available](#).

Topic #824

## Services That Do Not Meet Program Requirements

As stated in [DHS 107.02\(2\)](#), Wis. Admin. Code, BadgerCare Plus and Wisconsin Medicaid may deny or recoup payment for covered services that fail to meet program requirements.

Examples of covered services that do not meet program requirements include the following:

- Services for which records or other documentation were not prepared or maintained.
- Services for which the provider fails to meet any or all of the requirements of [DHS 106.03](#), Wis.Admin. Code, including, but not limited to, the requirements regarding timely submission of claims.
- Services that fail to comply with requirements or state and federal statutes, rules, and regulations.
- Services that the DHS (Department of Health Services), the PRO (Peer Review Organization) review process, or BadgerCare Plus determines to be inappropriate, in excess of accepted standards of reasonableness or less costly alternative services, or of excessive frequency or duration.
- Services provided by a provider who fails or refuses to meet and maintain any of the certification requirements under [DHS 105](#), Wis. Admin. Code.
- Services provided by a provider who fails or refuses to provide access to records.
- Services provided inconsistent with an intermediate sanction or sanctions imposed by the DHS.

## Noncovered Services

---

Topic #68

### Definition of Noncovered Services

A noncovered service is a service, item, or supply for which reimbursement is not available. [DHS 101.03\(103\)](#) and [107](#), Wis. Admin. Code, contain more information about noncovered services. In addition, [DHS 107.03](#), Wis. Admin. Code, contains a general list of noncovered services.

Topic #104

### Member Payment for Noncovered Services

A provider may collect payment from a member for noncovered services if [certain conditions](#) are met.

Providers may not collect payment from a member, or authorized person acting on behalf of the member, for certain noncovered services or activities provided in connection with covered services, including the following:

- Charges for missed appointments.
- Charges for telephone calls.
- Charges for time involved in completing necessary forms, claims, or reports.
- Translation services.

### Missed Appointments

The federal CMS (Centers for Medicare and Medicaid Services) does not allow state Medicaid programs to permit providers to collect payment from a member, or authorized person acting on behalf of the member, for a missed appointment.

#### Avoiding Missed Appointments

ForwardHealth offers the following suggestions to help avoid missed appointments:

- Remind members of upcoming appointments (by telephone or postcard) prior to scheduled appointments.
- Encourage the member to call for NEMT (non-emergency medical transportation) services. Most members may receive NEMT services through LogistiCare. Refer to the [NEMT service area](#) for more information.
- If the appointment is made through the HealthCheck screening or targeted case management programs, encourage the staff from those programs to ensure that the scheduled appointments are kept.

### Translation Services

Translation services are considered part of the provider's overhead cost and are not separately reimbursable. Providers may not collect payment from a member, or authorized person acting on behalf of the member, for translation services.

Providers should call the Affirmative Action and Civil Rights Compliance Officer at (608) 266-9372 for information about when translation services are required by federal law. Providers may also write to the following address:

AA/CRC Office

1 W Wilson St Rm 561  
PO Box 7850  
Madison WI 53707-7850

Topic #11286

## Noncovered Services

The following services are not covered by BadgerCare Plus and Wisconsin Medicaid as CRS (Community Recovery Services):

- Services provided to a resident of an ICF (intermediate care facility), SNF (skilled nursing facility), or IMD (Institute for Mental Disease) or to a patient of a hospital.
- Services performed by volunteers.
- Services that are primarily recreation oriented.
- Room and board costs.
- Vocational rehabilitation services.
- Case management.
- Services that do not meet DMHSAS (Department of Mental Health and Substance Abuse Services) certification standards.
- Services that duplicate other State Plan services (e.g., CSP (community support program), CCS (comprehensive community services)) provided to the individual CRS participant.



# EHR Incentive Program

5

Archive Date:06/01/2012

## **EHR Incentive Program:An Overview**

---

Topic #12170

### **Wisconsin Medicaid EHR Incentive Program**

The following provider types may be eligible for the Wisconsin Medicaid EHR (Electronic Health Record) Incentive Program:

- Advanced Practice Nurse Prescribers with a psychiatric specialty.
- Nurse Midwife.
- Nurse Practitioner.
- Physicians (including anesthesiologists, psychiatrists, radiologists, pathologists, ophthalmologists).
- PAs (physician assistants). Only PAs practicing predominantly in a FQHC (federally qualified health center) or RHC (rural health clinic) are considered eligible professionals.

Refer to the Physician Online Handbook under the EHR Incentive Program section for complete information regarding the Wisconsin Medicaid EHR Incentive Program.

# Managed Care

# 6

Archive Date:06/01/2012

## Managed Care: Covered and Noncovered Services

---

Topic #11280

### Members Enrolled in State Contracted Managed Care Organizations

Wisconsin Medicaid and BadgerCare Plus members enrolled in state-contracted HMOs may qualify to receive CRS (Community Recovery Services). These services are not part of the HMO's capitation rate. If a member is in need of CRS, they should be referred to their Medicaid-certified county or tribal provider. Members do not need an HMO enrollment exemption.

Topic #391

### Noncovered Services

The following are not covered by BadgerCare Plus HMOs (health maintenance organizations) or Medicaid SSI (Supplemental Security Income) HMOs but are provided to enrollees on a fee-for-service basis provided the member's fee-for-service plan covers the service:

- CRS (Community Recovery Services).
- CSP (Community Support Program) benefits.
- Crisis intervention services.
- Environmental lead inspections.
- CCC (child care coordination) services.
- Pharmacy services and diabetic supplies.
- PNCC (prenatal care coordination) services.
- Provider-administered drugs, including all "J" codes, drug-related "Q" codes, and a limited number of related [administration codes](#).
- SBS (school-based services).
- Targeted case management services.
- NEMT (non-emergency medical transportation) services for most Wisconsin Medicaid and BadgerCare Plus members. Wisconsin Medicaid and BadgerCare Plus members who are enrolled in an HMO in Milwaukee, Waukesha, Washington, Ozaukee, Kenosha, and Racine counties receive NEMT services from their respective HMOs.
- DOT (directly observed therapy) and monitoring for TB-Only (Tuberculosis-Only Related Services ).

# Member Information

7

Archive Date:06/01/2012

## Member Information:Birth to 3 Program

---

Topic #792

### Administration and Regulations

In Wisconsin, Birth to 3 services are administered at the local level by county departments of community programs, human service departments, public health agencies, or any other public agency designated or contracted by the county board of supervisors. The DHS (Department of Health Services) monitors, provides technical assistance, and offers other services to county Birth to 3 agencies.

The enabling federal legislation for the Birth to 3 Program is 34 CFR Part 303. The enabling state legislation is [s. 51.44](#), Wis. Stats., and the regulations are found in [DHS 90](#), Wis. Admin. Code.

Providers may contact the appropriate county Birth to 3 agency for more information.

Topic #790

### Enrollment Criteria

A child from birth up to (but not including) age 3 is eligible for Birth to 3 services if the child meets one of the following criteria:

- The child has a diagnosed physical or mental condition that has a high probability of resulting in a developmental delay.
- The child has at least a 25 percent delay in one or more of the following areas of development:
  - Cognitive development.
  - Physical development, including vision and hearing.
  - Communication skills.
  - Social or emotional development.
  - Adaptive development, which includes self-help skills.
- The child has atypical development affecting his or her overall development, as determined by a qualified team using professionally acceptable procedures and informed clinical opinion.

BadgerCare Plus provides Birth to 3 information because many children enrolled in the Birth to 3 Program are also BadgerCare Plus members.

Topic #791

### Individualized Family Service Plan

A Birth to 3 member receives an IFSP (Individualized Family Service Plan) developed by an interdisciplinary team that includes the child's family. The IFSP provides a description of the outcomes, strategies, supports, services appropriate to meet the needs of the child and family, and the natural environment settings where services will be provided. All Birth to 3 services must be identified in the child's IFSP.

Topic #788

### Requirements for Providers

Title 34 CFR Part 303 for Birth to 3 services requires all health, social service, education, and tribal programs receiving federal funds, including Medicaid providers, to do the following:

- Identify children who may be eligible for Birth to 3 services. These children must be referred to the appropriate county Birth to 3 program within *two working days* of identification. This includes children with developmental delays, atypical development, disabilities, and children who are substantiated as abused or neglected. For example, if a provider's health exam or developmental screen indicates that a child may have a qualifying disability or developmental delay, the child must be referred to the county Birth to 3 program for evaluation. (Providers are encouraged to explain the need for the Birth to 3 referral to the child's parents or guardians.)
- Cooperate and participate with Birth to 3 service coordination as indicated in the child's IFSP (Individualized Family Services Plan). Birth to 3 services must be provided by providers who are employed by, or under agreement with, a Birth to 3 agency to provide Birth to 3 services.
- Deliver Birth to 3 services in the child's natural environment, unless otherwise specified in the IFSP. The child's natural environment includes the child's home and other community settings where children without disabilities participate. (Hospitals contracting with a county to provide therapy services in the child's natural environment must receive separate certification as a therapy group to be reimbursed for these therapy services.)
- Assist parents or guardians of children receiving Birth to 3 services to maximize their child's development and participate fully in implementation of their child's IFSP. For example, an occupational therapist is required to work closely with the child's parents and caretakers to show them how to perform daily tasks in ways that maximize the child's potential for development.

Topic #789

## Services

The Birth to 3 Program covers the following types of services when they are included in the child's IFSP (Individualized Family Services Plan):

- Evaluation and assessment.
- Special instruction.
- OT (occupational therapy).
- PT (physical therapy).
- SLP (speech and language pathology).
- Audiology.
- Psychology.
- Social work.
- Assistive technology.
- Transportation.
- Service coordination.
- Certain medical services for diagnosis and evaluation purposes.
- Certain health services to enable the child to benefit from early intervention services.
- Family training, counseling, and home visits.

## Enrollment Categories

---

Topic #785

### BadgerCare Expansion for Certain Pregnant Women

As a result of 2005 Wisconsin Act 25, the 2005-07 biennial budget, BadgerCare has expanded coverage to the following individuals:

- Pregnant non-U.S. citizens who are not qualified aliens but meet other eligibility criteria for BadgerCare.
- Pregnant individuals detained by legal process who meet other eligibility criteria for BadgerCare.

The BadgerCare Expansion for Certain Pregnant Women is designed to provide better birth outcomes.

Women are eligible for all covered services from the first of the month in which their pregnancy is verified or the first of the month in which the application for BadgerCare Plus is filed, whichever is later. Members are enrolled through the last day of the month in which they deliver or the pregnancy ends. Postpartum care is reimbursable *only* if provided as part of global obstetric care. Even though enrollment is based on pregnancy, these women are eligible for *all* covered services. (They are not limited to pregnancy-related services.)

These women are not presumptively eligible. Providers should refer them to the appropriate county/tribal social or human services agency where they can apply for this coverage.

### Fee-for-Service

Pregnant non-U.S. citizens who are not qualified aliens and pregnant individuals detained by legal process receive care only on a fee-for-service basis. Providers are required to follow all program requirements (e.g., claims submission procedures, PA (prior authorization) requirements) when providing services to these women.

### Emergency Services for Non-U.S. Citizens

When BadgerCare Plus enrollment ends for pregnant non-U.S. citizens who are not qualified aliens, they receive coverage for emergency services. These women receive emergency coverage for 60 days after the pregnancy ends; this coverage continues through the end of the month in which the 60th day falls (e.g., a woman who delivers on June 20, 2006, would be enrolled through the end of August 2006).

Topic #9297

### BadgerCare Plus Basic Plan

The BadgerCare Plus Basic Plan is a self-funded plan that focuses on providing BadgerCare Plus Core Plan waitlist members with access to vital, cost-effective primary and preventive care. This option will allow members to have some minimal form of coverage until space becomes available in the Core Plan and will help prevent bankruptcy due to excessive medical debt.

Member participation or non-participation in the Basic Plan does not affect an individual's status on the Core Plan waitlist.

Services for the Basic Plan are covered under fee-for-service. Basic Plan members will not be enrolled in state-contracted HMOs (health maintenance organizations).



As of March 19, 2011, new enrollment into the Basic Plan ended. The Basic Plan will continue for members already enrolled in the Basic Plan.

## Conditions That End Member Enrollment in the Basic Plan

A member's enrollment in the Basic Plan will end if the member:

- Becomes eligible for Medicare, Medicaid, the BadgerCare Plus Standard Plan, the BadgerCare Plus Benchmark Plan, or the Core Plan.
- Becomes incarcerated or becomes institutionalized in an IMD (institution for mental disease).
- Becomes pregnant. (*Note:* A Basic Plan member who becomes pregnant should be referred to [Member Services](#) for more information about enrollment in the Standard Plan or the Benchmark Plan.)
- No longer resides in the state of Wisconsin.
- Obtains health insurance coverage.
- Turns 65 years of age.
- Fails to pay the monthly premium.

*Note:* Enrollment in the Basic Plan does not end if the member's income increases.

Providers are reminded that the Basic Plan does not cover obstetrical services or delivery services.

Providers are required to notify ForwardHealth if they have reason to believe that a person is misusing or abusing BadgerCare Plus or Medicaid benefits or the ForwardHealth identification card.

## Basic Plan Member Fact Sheets

[Fact sheets](#) providing additional member information about the Basic Plan are available.

## Enrollment Certification Period for Basic Plan Members

A member's enrollment will begin on the first of the month and will continue through the end of the 12th month. For example, if the individual's enrollment in the Basic Plan begins on July 1, 2010, the enrollment certification period will continue through June 30, 2011, unless conditions occur that end enrollment.

Premium payments are due on the fifth of each month, prior to the month of coverage. Members who fail to pay the monthly premium will have their benefits terminated and will also be subject to a 12-month restrictive re-enrollment period.

## Basic Plan Members Enrolled in Wisconsin Chronic Disease Program

For Basic Plan members who are also enrolled in WCDP (Wisconsin Chronic Disease Program), providers should submit claims for all covered services to the Basic Plan first and then to WCDP. For pharmacy services, if both programs deny the pharmacy claim, providers should submit the claim to BadgerRx Gold.

## Basic Plan Members and HIRSP Coverage

Basic Plan members may also be enrolled in the HIRSP (Health Insurance Risk-Sharing Plan) as long as the member meets the eligibility requirements for both the Basic Plan and HIRSP. For Basic Plan members who are also enrolled in HIRSP, providers should submit claims for all Basic Plan covered services to HIRSP first and then to the Basic Plan.

Basic Plan members may not be enrolled in the Basic Plan and the Federal Temporary High Risk Insurance Pool. Information that

is being distributed to Core Plan members on the waitlist regarding HIRSP and the Federal Temporary High Risk Insurance Pool is [available](#).

## Alternatives to the BadgerCare Plus Basic Plan

Before enrolling in the BadgerCare Plus Basic Plan, you should consider two other insurance options available to some Wisconsin residents. Enrolling in BadgerCare Plus Basic will make you ineligible for coverage under the Federal Pool option described below.

### Option 1: Health Insurance Risk-Sharing Plan (HIRSP)

You may qualify for HIRSP if:

1. You recently lost your employer-sponsored insurance coverage; or
2. You have been rejected for coverage in the private insurance market; or
3. You have HIV/AIDS; or
4. You have Medicare because of a disability.

HIRSP offers comprehensive medical and pharmacy benefits including coverage of brand name drugs and \$150 of first dollar coverage on routine/preventive services. HIRSP will not cover medical services for a preexisting condition for the first six months of coverage. The preexisting condition waiting period does not apply to drug coverage. The medical services preexisting condition waiting period does not apply if you qualify for HIRSP because you have recently lost your employer-sponsored coverage.

If your annual household income is below \$33,000, you may be entitled to a premium and deductible subsidy. For example, a 25 year old man with an annual income of less than \$10,000 would pay \$89 per month for a \$2,500 deductible insurance plan.

HIRSP members can also be enrolled in the BadgerCare Plus Basic or Core Plan.

### Option 2: Federal Temporary High Risk Insurance Pool

You may qualify for the new Federal Pool if:

1. You are a citizen or national of the United States, or are lawfully present;
2. You have a preexisting medical condition; and
3. You have been uninsured for at least 6 months before applying for coverage.

The Federal Pool will offer the same medical and drug benefits as HIRSP. There is no preexisting condition waiting period under the Federal Pool.

In most cases, the Federal Pool premium will be lower than the HIRSP premium.

Enrollment is expected to begin in July 2010, for coverage beginning August 1, 2010.

If you enroll in BadgerCare Plus Basic or HIRSP now, you will not be eligible for the Federal Pool. You should determine which program best serves your needs. For more information about HIRSP or the Federal Pool and your insurance options, please contact HIRSP Customer Service at 1.800.828.4777 or visit [www.hirsp.org](http://www.hirsp.org)

Topic #5557

# BadgerCare Plus Core Plan

The BadgerCare Plus Core Plan covers basic health care services including primary care, preventive care, certain generic and OTC (over-the-counter) drugs, and a limited number of brand name drugs.

## Applicant Enrollment Requirements

An applicant must meet the following enrollment requirements in order to qualify for the Core Plan:

- Is a Wisconsin resident.
- Is a United States citizen or legal immigrant.
- Is between the ages of 19 and 64.
- Does not have any children under age 19 under his or her care.
- Is not pregnant.
- Is not eligible for or enrolled in Medicaid, the BadgerCare Plus Standard Plan, or the BadgerCare Plus Benchmark Plan. This would not include benefits provided under Family Planning Only Services or those benefits provided to individuals who qualify for the TB-Only (Tuberculosis-Related Services Only) Benefit.
- Is not eligible for or enrolled in Medicare.
- Has a monthly gross income that does not exceed 200 percent of the FPL (Federal Poverty Level).
- Is not covered by health insurance currently or in the previous 12 months.
- Has not had access to employer-sponsored insurance in the previous 12 months and does not have access to employer-subsidized insurance during the month of application or any of the three months following application.

## Application Process for New Members

Individuals who wish to enroll may apply for the Core Plan [using the ACCESS tool online](#) or via the [ESC \(Enrollment Services Center\)](#). A pre-screening tool will help determine which individuals may be eligible to enroll in the Core Plan. Applications for Core Plan members will be processed centrally by the ESC, not by county agencies.

To complete the application process, applicants must meet the following requirements:

- Complete a Health Survey.
- Pay a non-refundable, annual processing fee of \$60.00 per individual or per couple for married couples. The fee will be waived for homeless individuals. There are no monthly premiums.

Medicaid-certified providers cannot pay the \$60.00 application processing fee on behalf of Core Plan applicants. An offer by a Medicaid-certified provider to pay a fee on behalf of a prospective Medicaid member may violate federal laws against kickbacks. These laws are federal criminal statutes that are interpreted and enforced by federal agencies such as the United States DOJ (Department of Justice) and the Department of HHS (Health and Human Services') OIG (Office of the Inspector General).

## Conditions That End Member Enrollment in the Core Plan

A member's enrollment will end if the member:

- Becomes eligible for Medicare, Medicaid, the Standard Plan, or the Benchmark Plan.
- Becomes incarcerated or institutionalized in an IMD (institution for mental disease).
- Becomes pregnant.
- No longer resides in the state of Wisconsin.
- Obtains health insurance coverage.
- Turns 65 years of age.

Providers are reminded that the Core Plan does not cover obstetrical services, including the delivery of a child or children. A Core Plan member who becomes pregnant should be referred to the ESC for more information about enrollment in the Standard Plan or the Benchmark Plan.

## **Enrollment Certification Period for Core Plan Members**

Once determined eligible for enrollment in the Core Plan, a member's enrollment will begin either on the first or 15th of the month, whichever is first, and will continue through the end of the 12th month. For example, if the individual submits all of his or her application materials, including the application fee, by September 17, 2009, and the DHS (Department of Health Services) reviews the application and approves it on October 6, 2009, the individual is eligible for enrollment beginning on October 15, 2009, the next possible date of enrollment. The enrollment certification period will continue through October 31, 2010.

The enrollment certification period for individuals who qualify for the Core Plan is 12 months, regardless of income changes.

## **Core Plan Members Enrolled in Wisconsin Chronic Disease Program**

For Core Plan members who are also enrolled in WCDP (Wisconsin Chronic Disease Program), providers should submit claims for all covered services to the Core Plan first and then to WCDP. For pharmacy services, if both programs deny the pharmacy claim, providers should submit claims to BadgerRx Gold.

## **Core Plan Members with HIRSP Coverage**

Core Plan members may also be enrolled in HIRSP (Health Insurance Risk Sharing Plan) as long as the member meets the eligibility requirements for both the Core Plan and HIRSP. For Core Plan members who are also enrolled in HIRSP, providers should submit claims for all Core Plan covered services to the Core Plan. For services not covered by the Core Plan, providers should submit claims to HIRSP. For members enrolled in the Core Plan, HIRSP is always the payer of last resort.

*Note:* HIRSP will only cover noncovered Core Plan services if the services are covered under the HIRSP benefit.

Topic #225

## **BadgerCare Plus Standard Plan and Benchmark Plan**

BadgerCare Plus is a state-sponsored health care program that expands coverage of Wisconsin residents and ensures that all children in Wisconsin have access to affordable health care.

The key initiatives of BadgerCare Plus are:

- To ensure that all Wisconsin children have access to affordable health care.
- To ensure that 98 percent of Wisconsin residents have access to affordable health care.
- To streamline program administration and enrollment rules.
- To expand coverage and provide enhanced benefits for pregnant women.
- To promote prevention and healthy behaviors.

BadgerCare Plus expands enrollment in state-sponsored health care to the following:

- All uninsured children.
- More pregnant women.
- More parents and caretaker relatives.
- Parents with children in foster care who are working to reunify their families.
- Young adults exiting out-of-home care, such as foster care, because they have turned 18 years of age.

- Certain farmers and other self-employed parents and caretaker relatives.

Where available, BadgerCare Plus members are enrolled in BadgerCare Plus HMOs (health maintenance organizations). In those areas of Wisconsin where HMOs are not available, services will be reimbursed on a fee-for-service basis.

Topic #6917

## **Benefit Plans Under BadgerCare Plus**

BadgerCare Plus is comprised of four benefit plans, the BadgerCare Plus Standard Plan, the BadgerCare Plus Benchmark Plan, the BadgerCare Plus Core Plan, and the BadgerCare Plus Basic Plan.

### **BadgerCare Plus Standard Plan**

The Standard Plan covers children, parents and caretaker relatives, young adults aging out of foster care, and pregnant women with incomes at or below 200 percent of the FPL (Federal Poverty Level). The services covered under the Standard Plan are the same as the Wisconsin Medicaid program.

### **BadgerCare Plus Benchmark Plan**

The Benchmark Plan was adapted from Wisconsin's largest commercial, low-cost health care plan. The Benchmark Plan is for children and pregnant women with incomes above 200 percent of the FPL and certain self-employed parents, such as farmers with incomes above 200 percent of the FPL. The services covered under the Benchmark Plan are more limited than those covered under the Wisconsin Medicaid program.

### **BadgerCare Plus Core Plan**

The Core Plan provides adults who were previously not eligible to enroll in state and federal health care programs with access to basic health care services including primary care, preventive care, certain generic and OTC (over-the-counter) drugs, and a limited number of brand name drugs.

### **BadgerCare Plus Basic Plan**

The Basic Plan provides Core Plan waitlist members with access to vital, cost-effective primary and preventive care. This option allows members to have some form of minimal coverage until space becomes available in the Core Plan.

Topic #230

## **Express Enrollment for Children and Pregnant Women**

The EE (Express Enrollment) for Pregnant Women Benefit is a limited benefit category that allows a pregnant woman to receive immediate pregnancy-related outpatient services while her application for full-benefit BadgerCare Plus is processed. Enrollment is not restricted based on the member's other health insurance coverage. Therefore, a pregnant woman who has other health insurance may be enrolled in the benefit.

The EE for Children Benefit allows certain members through 18 years of age to receive BadgerCare Plus benefits under the BadgerCare Plus Standard Plan while an application for BadgerCare Plus is processed.

### **Fee-for-Service**

Women and children who are temporarily enrolled in BadgerCare Plus through the EE process are not eligible for enrollment in an HMO until they are determined eligible for full benefit BadgerCare Plus by the county/tribal office.

Topic #226

## Family Planning Only Services

Family Planning Only Services is a limited benefit program that provides routine contraceptive-related services to low-income individuals who are at least 15 years of age who are otherwise not eligible for Wisconsin Medicaid or BadgerCare Plus. There is no upper age limit for Family Planning Only Services enrollment as long as the member is of childbearing age. Members receiving Family Planning Only Services must be receiving routine contraceptive-related services.

The goal of Family Planning Only Services is to provide members with information and services to assist them in preventing pregnancy, making BadgerCare Plus enrollment due to pregnancy less likely. Providers should explain the purpose of Family Planning Only Services to members and encourage them to contact their certifying agency to determine their enrollment options if they are not interested in, or do not need, contraceptive services.

Members enrolled in Family Planning Only Services receive routine services to prevent or delay pregnancy and are not eligible for other services (e.g., PT (physical therapy) services, dental services). Even if a medical condition is discovered during a family planning visit, treatment for the condition is not covered under Family Planning Only Services unless the treatment is identified in the list of [allowable procedure codes](#) for Family Planning Only Services.

Members are also not eligible for certain other services that are covered under the Wisconsin Medicaid and BadgerCare Plus family planning benefit (e.g., mammograms and hysterectomies). If a medical condition, other than an STD (sexually transmitted disease), is discovered during contraceptive-related services, treatment for the medical condition is not covered under Family Planning Only Services.

Colposcopies and treatment for STDs are only covered through Family Planning Only Services if they are determined medically necessary during routine contraceptive-related services. A colposcopy is a covered service when an abnormal result is received from a pap test, prior to the colposcopy, while the member is enrolled in Family Planning Only Services and receiving contraceptive-related services.

Family Planning Only Services members diagnosed with cervical cancer, precancerous conditions of the cervix, or breast cancer may be eligible for Wisconsin Well Woman Medicaid. Providers should assist eligible members with the enrollment process for Well Woman Medicaid.

Providers should inform members about other service options and provide referrals for care not covered by Family Planning Only Services.

## Temporary Enrollment for Family Planning Only Services

Members whose providers are submitting an initial Family Planning Only Services application on their behalf and who meet the enrollment criteria may receive routine contraceptive-related services immediately through TE (temporary enrollment) for Family Planning Only Services for up to two months. Services covered under the TE for Family Planning Only Services are the same as those covered under Family Planning Only Services and must be related to routine contraceptive management.

To determine enrollment for Family Planning Only Services, providers should use the income limit for 300 percent of the [FPL \(Federal Poverty Level\)](#).

TE for Family Planning Only Services providers may issue white paper TE for Family Planning Only Services identification cards for members to use until they receive a ForwardHealth identification card. Providers should remind members that the benefit is

temporary, despite their receiving a ForwardHealth card.

Topic #4757

## ForwardHealth and ForwardHealth interChange

ForwardHealth brings together many DHS (Department of Health Services) health care programs with the goal to create efficiencies for providers and to improve health outcomes for members. ForwardHealth interChange is the DHS claims processing system that supports multiple state health care programs and Web services, including:

- BadgerCare Plus.
- BadgerCare Plus and Medicaid managed care programs.
- SeniorCare.
- WCDP (Wisconsin Chronic Disease Program).
- WIR (Wisconsin Immunization Registry).
- Wisconsin Medicaid.
- Wisconsin Well Woman Medicaid.
- WWWP (Wisconsin Well Woman Program).

ForwardHealth interChange is supported by the state's fiscal agent, HP (Hewlett-Packard).

Topic #229

## Limited Benefit Categories Overview

Certain members may be enrolled in a limited benefit category. These limited benefit categories include the following:

- BadgerCare Plus Expansion for Certain Pregnant Women.
- EE (Express Enrollment) for Children.
- EE for Pregnant Women.
- Family Planning Only Services, including TE (Temporary Enrollment) for Family Planning Only Services.
- QDWI (Qualified Disabled Working Individuals).
- QI-1 (Qualifying Individuals 1).
- QMB Only (Qualified Medicare Beneficiary Only).
- SLMB (Specified Low-Income Medicare Beneficiary).
- TB-Only (Tuberculosis-Related Services-Only) Benefit.

Members may be enrolled in full-benefit Medicaid or BadgerCare Plus and also be enrolled in certain limited benefit programs, including QDWI, QI-1, QMB Only, and SLMB. In those cases, a member has full Medicaid or BadgerCare Plus coverage in addition to limited coverage for Medicare expenses.

Members enrolled in BadgerCare Plus Expansion for Certain Pregnant Women, Family Planning Only Services, EE for Children, EE for Pregnant Women, or the TB-Only Benefit cannot be enrolled in full-benefit Medicaid or BadgerCare Plus. These members receive benefits through the limited benefit category.

Providers should note that a member may be enrolled in more than one limited benefit category. For example, a member may be enrolled in Family Planning Only Services and the TB-Only Benefit.

Providers are strongly encouraged to verify dates of enrollment and other coverage information using the EVS (Wisconsin's Enrollment Verification System) to determine whether a member is in a limited benefit category, receives full-benefit Medicaid or BadgerCare Plus, or both.



Providers are responsible for knowing which services are covered under a limited benefit category. If a member of a limited benefit category requests a service that is not covered under the limited benefit category, the provider may collect payment from the member if certain [conditions](#) are met.

Topic #228

## Medicaid

Medicaid is a joint federal/state program established in 1965 under Title XIX of the Social Security Act to pay for medical services for selected groups of people who meet the program's financial requirements.

The purpose of Medicaid is to provide reimbursement for and assure the availability of appropriate medical care to persons who meet the criteria for Medicaid. Wisconsin Medicaid is also known as the Medical Assistance Program, WMAP (Wisconsin Medical Assistance Program), MA (Medical Assistance), Title XIX, or T19.

A Medicaid member is any individual entitled to benefits under Title XIX of the Social Security Act and under the Medical Assistance State Plan as defined in ch. [49](#), Wis. Stats.

Wisconsin Medicaid enrollment is determined on the basis of financial need and other factors. A citizen of the United States or a "qualified immigrant" who meets low-income financial requirements may be enrolled in Wisconsin Medicaid if he or she is in one of the following categories:

- Age 65 and older.
- Blind.
- Disabled.

Some needy and low-income people become eligible for Wisconsin Medicaid by qualifying for programs such as:

- Katie Beckett.
- Medicaid Purchase Plan.
- [Subsidized adoption](#) and foster care programs.
- SSI (Supplemental Security Income).
- WWWP (Wisconsin Well Woman Program).

Providers may advise these individuals or their representatives to contact their [certifying agency](#) for more information. The following agencies certify people for Wisconsin Medicaid enrollment:

- Local county or tribal agencies.
- Medicaid outstation sites.
- SSA (Social Security Administration) offices.

In limited circumstances, some state agencies also certify individuals for Wisconsin Medicaid.

Medicaid fee-for-service members receive services through the traditional health care payment system under which providers receive a payment for each unit of service provided. Some Medicaid members receive services through state-contracted MCOs (managed care organizations).

Topic #10217

## Members Enrolled in the Wisconsin Well Woman

## Program and the BadgerCare Plus Basic Plan

Women may be enrolled in the WWWP (Wisconsin Well Woman Program) and the BadgerCare Plus Basic Plan at the same time. Women who are diagnosed with breast cancer or cervical cancer while enrolled in WWWP are eligible to be enrolled in WWWMA (Wisconsin Well Woman Medicaid) through the WWWP. WWWMA covers the same services as Wisconsin Medicaid; therefore, enrollment in WWWMA enables members to receive comprehensive treatment, including services not related to their diagnosis.

Once a woman is enrolled in WWWMA, she is no longer eligible for the Basic Plan.

Topic #232

## Qualified Disabled Working Individual Members

QDWI (Qualified Disabled Working Individual) members are a limited benefit category of Medicaid members. They receive payment of Medicare monthly premiums for Part A.

QDWI members are certified by their local county or tribal agency. To qualify, QDWI members are required to meet the following qualifications:

- Have income under 200 percent of the FPL (Federal Poverty Level).
- Be entitled to, but not necessarily enrolled in, Medicare Part A.
- Have income or assets too high to qualify for QMB-Only (Qualified Medicare Beneficiary-Only) and SLMB (Specified Low-Income Medicare Beneficiaries).

Topic #234

## Qualified Medicare Beneficiary-Only Members

QMB-Only (Qualified Medicare Beneficiary-Only) members are a limited benefit category of Medicaid members. They receive payment of the following:

- Medicare monthly premiums for Part A, Part B, or both.
- Coinsurance, copayment, and deductible for Medicare-allowed services.

QMB-Only members are certified by their local county or tribal agency. QMB-Only members are required to meet the following qualifications:

- Have an income under 100 percent of the FPL (Federal Poverty Level).
- Be entitled to, but not necessarily enrolled in, Medicare Part A.

Topic #235

## Qualifying Individual 1 Members

QI-1 (Qualifying Individual 1) members are a limited benefit category of Medicaid members. They receive payment of Medicare monthly premiums for Part B.

QI-1 members are certified by their local county or tribal agency. To qualify, QI-1 members are required to meet the following

qualifications:

- Have income between 120 and 135 percent of the FPL (Federal Poverty Level).
- Be entitled to, but not necessarily enrolled in, Medicare Part A.

Topic #236

## Specified Low-Income Medicare Beneficiaries

SLMB (Specified Low-Income Medicare Beneficiary) members are a limited benefit category of Medicaid members. They receive payment of Medicare monthly premiums for Part B.

SLMB members are certified by their local county or tribal agency. To qualify, SLMB members are required to meet the following qualifications:

- Have an income under 120 percent of the FPL (Federal Poverty Level).
- Be entitled to, but not necessarily enrolled in, Medicare Part A.

Topic #262

## Tuberculosis-Related Services-Only Benefit

The [TB-Only \(Tuberculosis-Related Services-Only\) Benefit](#) is a limited benefit category that allows individuals with TB (tuberculosis) infection or disease to receive covered TB-related outpatient services.

Topic #240

## Wisconsin Well Woman Medicaid

Wisconsin Well Woman Medicaid provides full Medicaid benefits to underinsured or uninsured women ages 35 to 64 who have been screened and diagnosed by WWWP (Wisconsin Well Woman Program) or Family Planning Only Services, meet all other enrollment requirements, and are in need of treatment for any of the following:

- Breast cancer.
- Cervical cancer.
- Precancerous conditions of the cervix.

Services provided to women who are enrolled in WWWMA (Wisconsin Well Woman Medicaid) are reimbursed through Medicaid fee-for-service.

## Members Enrolled into Wisconsin Well Woman Medicaid from Benchmark Plan or Core Plan

Women diagnosed with breast cancer or cervical cancer while enrolled in the BadgerCare Plus Benchmark Plan or BadgerCare Plus Core Plan are eligible to be enrolled in WWWMA. Wisconsin Well Woman Medicaid covers the same services as Wisconsin Medicaid and enables members to receive comprehensive treatment, including services not related to their diagnosis.

Women who are diagnosed with breast cancer, cervical cancer, or a precancerous condition of the cervix must have the diagnosis of their condition confirmed by one of the following Medicaid-certified providers:

- Nurse practitioners, for cervical conditions only.
- Osteopaths.
- Physicians.

Women with Medicare or other insurance that covers treatment for her cancer are not allowed to be enrolled into WWWMA.

### **Covered and Noncovered Services**

Wisconsin Well Woman Medicaid covers the same services as Wisconsin Medicaid regardless of whether the service is related to her cancer treatment.

### **Reimbursement**

Providers will be reimbursed for services provided to members enrolled in WWWMA at the Wisconsin Medicaid rate of reimbursement for covered services.

### **Copayments**

There are no copayments for any Medicaid-covered service for WWWMA members who have been enrolled into WWWMA from the Benchmark or the Core Plan. Providers are required to reimburse members for any copayments members paid on or after the date of diagnosis while still enrolled in the Benchmark Plan or the Core Plan.

## Enrollment Responsibilities

---

Topic #241

## General Information

Members have certain responsibilities per [DHS 104.02](#), Wis. Admin. Code, and the [ForwardHealth Enrollment and Benefits \(P-00079 \(10/11\)\)](#) booklet.

Topic #243

## Loss of Enrollment — Financial Liability

Some covered services consist of a series of sequential treatment steps, meaning more than one office visit is required to complete treatment.

In most cases, if a member loses enrollment midway through treatment, BadgerCare Plus and Medicaid will *not* reimburse services (including prior authorized services) after enrollment has lapsed.

Members are financially responsible for any services received after their enrollment has been terminated. If the member wishes to continue treatment, it is a decision between the provider and the member whether the service should be given and how the services will be paid. The provider may collect payment from the member if the member accepts responsibility for payment of a service and certain [conditions](#) are met.

To avoid misunderstandings, it is recommended that providers remind members that they are financially responsible for any continued care after enrollment ends.

To avoid potential reimbursement problems that can arise when a member loses enrollment midway through treatment, the provider is encouraged to verify the member's enrollment using the [EVS \(Enrollment Verification System\)](#) or the ForwardHealth Portal prior to providing each service, even if an approved PA (prior authorization) request is obtained for the service.

Topic #707

## Member Cooperation

Members are responsible for giving providers full and accurate information necessary for the correct submission of claims. If a member has other health insurance, it is the member's obligation to give full and accurate information to providers regarding the insurance.

Topic #269

## Members Should Present Card

It is important that providers determine a member's enrollment and other insurance coverage *prior to* each DOS (date of service) that services are provided. Pursuant to [DHS 104.02\(2\)](#), Wis. Admin. Code, a member should inform providers that he or she is enrolled in BadgerCare Plus or Wisconsin Medicaid and should present a current ForwardHealth identification card before

receiving services.

*Note:* Due to the nature of their specialty, certain providers — such as anesthesiologists, radiologists, DME (durable medical equipment) suppliers, independent laboratories, and ambulances — are not always able to see a member's ForwardHealth identification card because they might not have direct contact with the member prior to providing the service. In these circumstances, it is still the provider's responsibility to obtain member enrollment information.

Topic #244

## Prior Identification of Enrollment

Except in emergencies that preclude prior identification, members are required to inform providers that they are receiving benefits and must present their ForwardHealth identification card before receiving care. If a [member forgets his or her ForwardHealth card](#), providers may verify enrollment without it.

Topic #245

## Reporting Changes to Caseworkers

Members are required to report certain changes to their caseworker at their certifying agency. These changes include, but are not limited to, the following:

- A new address or a move out of state.
- A change in income.
- A change in family size, including pregnancy.
- A change in other health insurance coverage.
- Employment status.
- A change in assets for members who are over 65 years of age, blind, or disabled.

## Enrollment Rights

---

Topic #246

### Appealing Enrollment Determinations

Applicants and members have the right to appeal certain decisions relating to BadgerCare Plus or Medicaid enrollment. An applicant, a member, or authorized person acting on behalf of the applicant or member, or former member may file the appeal with the DHA (Division of Hearings and Appeals).

Pursuant to [HA 3.03](#), Wis. Admin. Code, an applicant, member, or former member may appeal any adverse action or decision by an agency or department that affects their benefits. Examples of decisions that may be appealed include, but are not limited to, the following:

- Individual was denied the right to apply.
- Application for BadgerCare Plus or Wisconsin Medicaid was denied.
- Application for BadgerCare Plus or Wisconsin Medicaid was not acted upon promptly.
- Enrollment was unfairly discontinued, terminated, suspended, or reduced.

In the case when enrollment is cancelled or terminated, the date the member, or authorized person acting on behalf of the member, files an appeal with the DHA determines what continuing coverage, if any, the member will receive until the hearing decision is made. The following scenarios describe the coverage allowed for a member who files an appeal:

- If a member files an appeal before his or her enrollment ends, coverage will continue pending the hearing decision.
- If a member files an appeal within 45 days after his or her enrollment ends, a hearing is allowed but coverage is not reinstated.

If the member files an appeal more than 45 days after his or her enrollment ends, a hearing is not allowed. Members may file an appeal by submitting a [Request for Fair Hearing \(DHA-28 \(08/09\)\)](#) form.

### Claims for Appeal Reversals

If a claim is denied due to termination of enrollment, a hearing decision that reverses that determination will allow the claim to be resubmitted and paid. The provider is required to obtain a copy of the appeal decision from the member, attach the copy to the previously denied claim, and submit both to ForwardHealth at the following address:

ForwardHealth  
Specialized Research  
Ste 50  
313 Blettner Blvd  
Madison WI 53784

If a provider has not yet submitted a claim, the provider is required to submit a copy of the hearing decision along with a paper claim to Specialized Research.

As a reminder, claims [submission deadlines](#) still apply even to those claims with hearing decisions.

Topic #247

## Freedom of Choice

Members may receive covered services from *any* willing Medicaid-certified provider, unless they are enrolled in a state-contracted MCO (managed care organization) or assigned to the [Pharmacy Services Lock-In Program](#).

Topic #248

## General Information

Members are entitled to certain rights per [DHS 103](#), Wis. Admin. Code.

Topic #250

## Notification of Discontinued Benefits

When the DHS (Department of Health Services) intends to discontinue, suspend, or reduce a member's benefits, or reduce or eliminate coverage of services for a general class of members, the DHS sends a written notice to members. This notice is required to be provided at least 10 days before the effective date of the action.

Topic #252

## Prompt Decisions on Enrollment

Individuals applying for BadgerCare Plus or Wisconsin Medicaid have the right to prompt decisions on their applications. Enrollment decisions are made within 60 days of the date the application was signed for those with disabilities and within 30 days for all other applicants.

Topic #254

## Requesting Retroactive Enrollment

An applicant has the right to request [retroactive enrollment](#) when applying for BadgerCare Plus or Wisconsin Medicaid. Enrollment may be backdated to the first of the month three months prior to the date of application for eligible members. Retroactive enrollment does not apply to QMB-Only (Qualified Medicare Beneficiary-Only) members.



## Enrollment Verification

---

Topic #11283

### Initial Enrollment Verification for Community Recovery Services

After an individual has been identified as being potentially eligible for the CRS (Community Recovery Services) benefit based upon his or her functional and financial assessment, his or her county case manager will access the PPS (Program Participation System) to check the current status of his or her Medicaid or BadgerCare Plus Standard Plan enrollment. To do so, the county case manager will use the PPS Search Page to find the member and access his or her Individual Summary page. Once the member record is located, the county case manager will enter CRS enrollment information for the member. The PPS checks the ForwardHealth interChange system to verify that the member is enrolled in Medicaid or the Standard Plan. If the member is enrolled but requires income or living arrangement verification, the county case manager must verify the information and indicate it in PPS when PPS prompts for it. Once CRS eligibility is entered and verified, the member's ISP (Individual Service Plan) packet for CRS is mailed to the state DMHSAS (Department of Mental Health and Substance Abuse Services) for consideration.

State DMHSAS staff will then access the Individual Summary page within PPS and review the CRS enrollment information. The state DMHSAS staff will either approve the ISP and enter the CRS enrollment begin date, or if the ISP is not approvable, will deny the application and provide a denial reason.

CRS enrollment data will be transmitted nightly from PPS to ForwardHealth interChange, and the member's interChange record will be updated to reflect enrollment in the CRS benefit plan. Monthly, PPS will automatically revalidate CRS eligibility and disenroll members from CRS who become ineligible.

If a member loses Medicaid or Standard Plan enrollment and regains Medicaid or Standard Plan enrollment at a later date, they may continue enrollment in CRS throughout, but services provided during the gap in coverage are not reimbursable. County case managers are responsible for re-enrolling participants in CRS when the need arises.

*Note:* Providers are required to verify enrollment in Medicaid or the Standard Plan before each service is provided to ensure that the member continues to be enrolled.

# Enrollment for Community Recovery Services

---

Topic #11282

## Member Eligibility for Community Recovery Services

### Members

The process for determining CRS (Community Recovery Services) eligibility, the assessment, service plan, and service delivery must conform to the state DMHSAS's (Department of Mental Health and Substance Abuse Services) CRS certification standards and meet the requirements of the approved CMS (Centers for Medicare and Medicaid Services) 1915(i) HCBS (Home and Community Based Services) SPA (State Plan Amendment).

To be eligible for CRS, members must:

- Be eligible and enrolled in Medicaid or the BadgerCare Plus Standard Plan.
- Have countable income at or below 150 percent of the FPL (Federal Poverty Level).
- Meet CRS functional eligibility criteria.
- Reside in the home or community.
- Have a state-approved ISP (Individual Service Plan).

### Eligibility for Medicaid or the BadgerCare Plus Standard Plan

In order to be eligible for CRS, members must be eligible and enrolled in Medicaid or the Standard Plan.

### Income Eligibility

In order to be eligible for CRS, members must be at or below 150 percent of the FPL, as verified through the state CARES (Client Assistance for Reemployment and Economic Support) system.

### Functional Eligibility Criteria

Eligibility for the CRS benefit must be determined through an independent evaluation of each individual according to the requirements of the federally approved 1915(i) HCBS SPA, and the proposed 42 CFR s. 441.556(a)(1) through (5) dated April 4, 2008. The CRS benefit will use Wisconsin's Functional Eligibility Screen for Adult Mental Health & Alcohol and Other Drug Abuse (Co-occurring) services, or the Children's Functional Screen in performing the independent evaluation of needs-based criteria. The Functional Screen tool has been updated to include CRS, and will indicate CRS eligibility if the member's unique circumstances match the benefit's criteria. The functional screen must be performed by a trained, DHS (Department of Health Services)-certified screen administrator.

### Residence in Home or Community

The CRS benefit will be furnished to members who reside in their home or in the community, not in an institution.

Living arrangements that qualify for the CRS benefit include:

- The member's own home or apartment.
- Adult Family Homes.

- RCACs (Residential Care Apartment Complexes).
- CBRFs (Community Based Residential Facilities).

A complete list of allowable POS (place of service) codes for CRS is [available](#).

## **Individual Service Plan Identifying a Need for at Least One Community Recovery Service**

An ISP must be developed based on an objective face-to-face assessment using a person-centered process in consultation with the member, and others (at the option of the member). "Others" could include such people as the member's spouse, family, or legal representative. The person-centered planning process must identify the member's physical and mental health support needs, strengths, preferences, and desired outcomes, and must identify which CRS-specific services the member needs. It must take into account the extent of, and the need for, any family or other supports for the individual, and neither duplicate nor compel natural supports. It must also prevent the provision of unnecessary or inappropriate care and supports. This process is completed by a county or tribal case manager who meets the DHS/DMHSAS requirements as identified in the CMS-approved SPA. The ISP must be signed and dated by the member, and then approved by the state. The certifying agency must use the [Individual Service Plan — Community Recovery Services form \(F-00202 \(01/2011\)\)](#) for this purpose or a locally developed form that has been approved in advance by DHS/DMHSAS.

The ISP must be reviewed, revised, and signed by the member at least every 12 months and as needed when there is significant change in the member's circumstances.

A CRS provider cannot be reimbursed for services provided prior to the effective date of the member's ISP.

## Identification Cards

---

Topic #9357

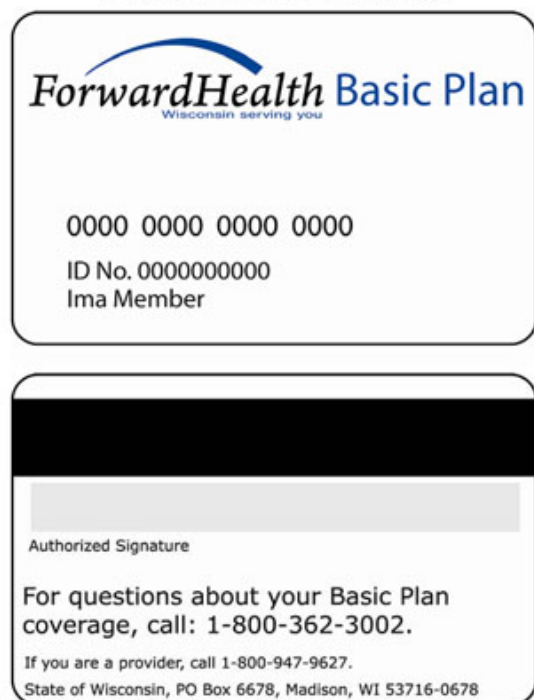
### ForwardHealth Basic Plan Identification Cards

Members enrolled in the BadgerCare Plus Basic Plan will receive a [ForwardHealth Basic Plan card](#). All identification cards include the member's name and 10-digit member identification number. The identification cards may be used to verify a member's enrollment, but possession of an identification card does not guarantee enrollment. It is possible that a member will present a card when he or she is not enrolled; therefore, it is essential that providers verify enrollment before providing services.

Providers should always check enrollment for a member who presents a ForwardHealth card to verify if the member is enrolled in the Basic Plan or in one of the other ForwardHealth programs. (Providers may use the same methods of enrollment verification under the Basic Plan as they do for other ForwardHealth programs such as Medicaid. These methods include the ForwardHealth Portal, WiCall, magnetic stripe readers, and the 270/271 (270/271 Health Care Eligibility/Benefit Inquiry and Information Response) transactions.) Members who present a ForwardHealth card or a ForwardHealth Basic Plan card may have been enrolled in a different plan since the card was issued. Providers should be careful to verify the plan in which the member is enrolled and know which services are covered under that plan.

Basic Plan members should call [Member Services](#) with questions about premiums and covered services. The ForwardHealth Basic Plan cards include the Member Services telephone number on the back.

#### Sample ForwardHealth Basic Plan Card



Topic #6977

## ForwardHealth Core Plan Identification Cards

Members enrolled in the BadgerCare Plus Core Plan will receive a [ForwardHealth Core Plan card](#). All identification cards include the member's name and 10-digit member identification number. The identification cards may be used to verify a member's enrollment, but possession of an identification card does not guarantee enrollment. It is possible that a member will present a card when he or she is not enrolled; therefore, it is essential that providers verify enrollment before providing services.

Core Plan members should call [Member Services](#) with questions about enrollment criteria, HMO (health maintenance organization) enrollment, and covered services.

Providers should always check enrollment for a member who presents a ForwardHealth card to verify if the member is enrolled in the Core Plan or in one of the other ForwardHealth programs. Members who present a ForwardHealth card or a ForwardHealth Core Plan card may have been enrolled in a different plan since the card was issued. Providers should be careful to verify the plan in which the member is enrolled and know which services are covered under that plan.

### Sample ForwardHealth Core Plan Card



Topic #266

## ForwardHealth Identification Cards

Each enrolled member receives an identification card. Possession of a program identification card does not guarantee enrollment. It is possible that a member will present a card during a lapse in enrollment; therefore, it is essential that providers verify enrollment before providing services. Members are told to keep their cards even though they may have lapses in enrollment.

### ForwardHealth Identification Card Features

The [ForwardHealth identification card](#) includes the member's name, 10-digit member ID, magnetic stripe, signature panel, and the Member Services telephone number. The card also has a unique, 16-digit card number on the front for internal program use.

The ForwardHealth card does not need to be signed to be valid; however, adult members are encouraged to sign their cards. Providers may use the signature as another means of identification.

The toll-free number on the back of each of the cards is for member use only. The address on the back of each card is used to return a lost card to ForwardHealth if it is found.

If a provider finds discrepancies with the identification number or name between what is indicated on the ForwardHealth card and the provider's file, the provider should verify enrollment with Wisconsin's EVS (Enrollment Verification System).

## Identification Number Changes

Some providers may question whether services should be provided if a member's 10-digit identification number on his or her ForwardHealth card does not match the EVS response. If the EVS indicates the member is enrolled, services should be provided.

A member's identification number may change, and the EVS will reflect that change. However, ForwardHealth does not automatically send a replacement ForwardHealth card with the new identification number to the member. ForwardHealth cross-references the old and new identification numbers so a provider may submit claims with either number. The member may request a replacement ForwardHealth card that indicates the new number.

## Member Name Changes

If a member's name on the ForwardHealth card is different than the response given from Wisconsin's EVS, providers should use the name from the EVS response. When a name change is reported and on file, a new card will automatically be sent to the member.

## Deactivated Cards

When any member identification card has been replaced for any reason, the previous identification card is deactivated. If a member presents a deactivated card, providers should encourage the member to discard the deactivated card and use only the new card.

Although a member identification card may be deactivated, the member ID is valid and the member still may be enrolled in a ForwardHealth program.

If a provider swipes a ForwardHealth card using a magnetic stripe card reader and finds that it has been deactivated, the provider may request a second form of identification if he or she does not know the member. After the member's identity has been verified, providers may verify a member's enrollment by using one of the EVS methods such as [AVR \(Automated Voice Response\)](#).

## Defective Cards

If a provider uses a card reader for a ForwardHealth card and the magnetic stripe is defective, the provider should encourage the member to call Member Services at the number listed on the back of the member's card to request a new card.

If a member presents a ForwardHealth card with a defective magnetic stripe, providers may verify the member's enrollment by using an alternate enrollment verification method. Providers may also verify a member's enrollment by entering the member ID or 16-digit card number on a touch pad, if available, or by calling [WiCall](#) or [Provider Services](#).

## Lost Cards

If a member needs a replacement ForwardHealth card, he or she may call Member Services to request a new one.

If a member lost his or her ForwardHealth card or never received one, the member may call [Member Services](#) to request a new one.

## Managed Care Organization Enrollment Changes

Members do not receive a new ForwardHealth card if they are enrolled in a state-contracted MCO (managed care organization) or change from one MCO to another. Providers should verify enrollment with the EVS every time they see a member to ensure they have the most current managed care enrollment information.

### Sample ForwardHealth Identification Card



Topic #268

## Temporary Enrollment for Family Planning Only Services Identification Cards

Qualified providers may issue white paper TE (Temporary Enrollment) for Family Planning Only Services identification cards for members to use temporarily until they receive a ForwardHealth identification card. The identification card is included with the TE for Family Planning Only Services Application (F-10119).

The TE for Family Planning Only Services identification cards have the following message printed on them: "Temporary Identification Card for Temporary Enrollment for Family Planning Only Services." Providers should accept the white TE for Family Planning Only Services identification cards as proof of enrollment for the dates provided on the cards and are encouraged to keep a photocopy of the card.

Topic #267

## Temporary Express Enrollment Cards

There are two types of temporary EE (Express Enrollment) identification cards. One is issued for pregnant women and the other for children that are enrolled in BadgerCare Plus through EE. The EE cards are valid for 14 days. [Samples of temporary EE cards](#) for children and pregnant women are available.

Providers may assist pregnant women with filling out an application for temporary ambulatory prenatal care benefits through the online EE process. EE identification cards are included on the bottom portion of the enrollment notice that is printed out and provided to the member after the online enrollment process is completed.

The paper application may also be used to apply for temporary ambulatory prenatal benefits for pregnant women. A beige paper identification card is attached to the last page of the application and provided to the woman after she completes the enrollment process.

The online EE process is also available for adults to apply for full BadgerCare Plus benefits for children. EE identification cards are included on the bottom portion of the enrollment notice that is printed out and provided to the member after the online enrollment process is completed. This temporary identification card is different, since providers may see more than one child listed if multiple children in one household are enrolled through EE. However, each child will receive his or her own ForwardHealth card after the application is submitted.

Each member who is enrolled through EE will receive a ForwardHealth card usually within three business days after the EE application is submitted and approved. To ensure children and pregnant women receive needed services in a timely manner, providers should accept the printed paper EE cards for children and either the printed paper EE card or the beige identification cards for pregnant women as proof of enrollment for the dates provided on the cards. Providers may use Wisconsin's EVS (Enrollment Verification System) to verify enrollment for DOS (dates of service) after those printed on the card. Providers are encouraged to keep a photocopy of the card.



## Sample Express Enrollment Cards

Which benefit?	Status of your benefits?
 <p>BadgerCare Plus temporary enrollment for pregnant women</p>	<p>You applied for BadgerCare Plus Express Enrollment on <b>06/26/2008</b>. You are temporarily enrolled in BadgerCare Plus for outpatient pregnancy-related services. Your enrollment will end on or before <b>07/31/2008</b>. To learn more, see your Rights and Responsibilities.</p> <p>To get regular BadgerCare Plus or Wisconsin Medicaid, you must apply online, by mail or in person:</p> <ul style="list-style-type: none"> <li>Online at <a href="http://access.wi.gov">http://access.wi.gov</a></li> <li>By mail or in person at: Dane County Job Center 1819 Aberg Ave. Madison, WI 53704 (608) 242-7400</li> </ul>

*To learn more, see your Rights and Responsibilities.*

<p><b>To the Provider</b></p> <p>The individual listed has been temporarily enrolled through BadgerCare Plus Express Enrollment in accordance with Wis. Stat. s. 49.471. This card entitles this individual to receive pregnancy related outpatient care including pharmacy services through BadgerCare Plus from any certified BadgerCare Plus provider for the period specified on this card. (See card effective dates.) For additional information, call Provider Services at (800) 947-9627 or see the All Provider Handbook.</p> <p><b>NOTE:</b></p> <p>It is important to provide services when this card is presented. Providers who render services based on the enrollment dates on this card will receive payment for those services as long as other reimbursement requirements are met. All policies regarding covered services apply during the temporary enrollment period, including the prohibition against billing recipients. Refer to the All Provider Handbook for further information regarding this temporary ID card. Providers are encouraged to keep a photocopy of this card.</p>	<p>WISCONSIN DEPARTMENT OF HEALTH AND FAMILY SERVICES</p> <p><b>IDENTIFICATION CARD FOR TEMPORARY ENROLLMENT IN BADGERCARE PLUS FOR PREGNANT WOMEN</b></p>  <p><b>Name:</b> Jane Smith      <b>ID Number:</b> 0454782131</p> <p><b>Effective Dates:</b> 06/26/2008- 07/31/2008</p>
--	---

Which benefit?	Status of your benefits?
 <p>BadgerCare Plus temporary enrollment for children</p>	<p>You applied for BadgerCare Plus Express Enrollment on <b>06/26/2008</b>. The following individual(s) is/are temporarily enrolled in BadgerCare Plus:</p> <ul style="list-style-type: none"> <li><b>Joe Smith</b></li> <li><b>Sara Smith</b></li> </ul> <p>This temporary enrollment will end on or before <b>07/31/2008</b>. To learn more, see your Rights and Responsibilities. In order to continue receiving BadgerCare Plus you must apply through one of the following methods:</p> <ul style="list-style-type: none"> <li>Online at <a href="http://access.wi.gov">http://access.wi.gov</a></li> <li>By mail or in person at: Dane County Job Center 1819 Aberg Ave. Madison, WI 53704 (608) 242-7400</li> </ul>

*To learn more, see your Rights and Responsibilities.*

<p><b>To the Provider</b></p> <p>The children listed have been temporarily enrolled through BadgerCare Plus Express Enrollment in accordance with Wis. Stat. s. 49.471. This card entitles this individual to receive services through BadgerCare Plus from any certified BadgerCare Plus provider for the period specified on this card. (See card effective dates.) For additional information, call Provider Services at (800) 947-9627 or see the All Provider Handbook.</p> <p><b>NOTE:</b></p> <p>It is important to provide services when this card is presented. Providers who render services based on the enrollment dates on this card will receive payment for those services as long as other reimbursement requirements are met. All policies regarding covered services apply during the temporary enrollment period, including the prohibition against billing recipients. Refer to the All Provider Handbook for further information regarding this temporary ID card. Providers are encouraged to keep a photocopy of this card.</p>	<p>WISCONSIN DEPARTMENT OF HEALTH AND FAMILY SERVICES</p> <p><b>IDENTIFICATION CARD FOR TEMPORARY ENROLLMENT IN BADGERCARE PLUS FOR CHILDREN</b></p>  <table> <tr> <td><b>Name:</b></td> <td><b>ID Number:</b></td> </tr> <tr> <td>Joe Smith</td> <td>0321434543</td> </tr> <tr> <td>Sara Smith</td> <td>0787451231</td> </tr> </table> <p><b>Effective Dates: 06/26/2008- 07/31/2008</b></p>	<b>Name:</b>	<b>ID Number:</b>	Joe Smith	0321434543	Sara Smith	0787451231
<b>Name:</b>	<b>ID Number:</b>						
Joe Smith	0321434543						
Sara Smith	0787451231						

Topic #270

## Temporary ForwardHealth Identification Cards

All Medicaid certifying agencies have the authority to issue [green paper temporary identification cards](#) to applicants who meet enrollment requirements. Temporary cards are usually issued only when an applicant is in need of medical services prior to receiving the ForwardHealth card. Providers should accept temporary cards as proof of enrollment. Eligible applicants may receive covered services for the dates shown on the card.


Providers are encouraged to keep a photocopy of the temporary card and should delay submitting claims for one week from the enrollment start date until the enrollment information is transmitted to ForwardHealth.

ForwardHealth accepts properly completed and submitted claims for covered services provided to applicants possessing a temporary card as long as the DOS (date of service) is within the dates shown on the card.

If a claim is denied with an enrollment-related explanation, even though the provider verified the member's enrollment before providing the service, a [good faith claim](#) may be submitted.

## Sample Temporary Medicaid Card

THIS IS YOUR NEW ID CARD. IT IS VALID FOR THE DATES SHOWN.  
SEPARATE IT FROM THE REST OF THE FORM BY TEARING ALONG THE DOTTED LINES.

AGENCY		ELIGIBLE FOR DATES		
ID NUMBER	ELIGIBLE RECIPIENT	BIRTHDATE	SEX	OTHER COVERAGE
				
<p>OUT-OF-STATE NON-EMERGENCY SERVICES REQUIRE PRIOR AUTHORIZATION. YOUR PROVIDER MUST WRITE TO: WISCONSIN MEDICAID OUT-OF-STATE PRIOR AUTHORIZATION STE 88 6406 BRIDGE RD MADISON WI 53784-0088</p>				

SERIAL NO. FXXXXXX VOID

WISCONSIN MEDICAID  
RECIPIENT SERVICES  
PO BOX 6678  
MADISON WI 53716-0678

**NOTICE TO PROVIDERS:**

THIS TEMPORARY MEDICAID IDENTIFICATION CARD IS BEING USED WHILE MEDICAID ELIGIBILITY IS PROCESSED FOR THE FOSTER CHILD NAMED ON THE FRONT. THE INFORMATION ON THIS CARD IS MANUALLY COMPLETED BY THE FOSTER CARE AGENCY, AND THE CARD WILL OFTEN BE PRESENTED BEFORE THE ELIGIBILITY INFORMATION IS TRANSMITTED TO THE MEDICAID FISCAL AGENT. ELIGIBILITY IS GUARANTEED FOR THE DATES SHOWN ON THE FRONT AND IT IS IMPORTANT TO PROVIDE SERVICES WHEN THIS CARD IS PRESENTED. REFER TO THE ALL-PROVIDER HANDBOOK FOR FURTHER INFORMATION REGARDING THE TEMPORARY IDENTIFICATION CARD. PROVIDERS ARE ENCOURAGED TO KEEP A PHOTOCOPY OF THIS CARD.

**NOTICE TO CARDHOLDERS:**

THIS IS A TEMPORARY MEDICAID IDENTIFICATION CARD FOR THE CHILD IN YOUR CARE. IT IS VALID FOR THE DATES SHOWN ON THE FRONT. KEEP THIS CARD WITH YOU UNTIL IT EXPIRES OR UNTIL YOU RECEIVE A REPLACEMENT IDENTIFICATION CARD FOR THE CHILD.

FOR QUESTIONS REGARDING:  
MEDICAID ELIGIBILITY, CALL THE CERTIFYING FOSTER CARE AGENCY.  
MEDICAID SERVICES COVERAGE, CALL 1-800-362-3002 (TTY AVAILABLE).

Void

Topic #1435

## Types of Identification Cards

ForwardHealth members receive an identification card upon initial eligibility determination. Identification cards may be in any of the following formats:

- White plastic ForwardHealth cards.
- White plastic ForwardHealth Core Plan cards.
- White plastic ForwardHealth Basic Plan cards.
- White plastic SeniorCare cards.
- Green paper temporary cards.
- Paper printout temporary card for EE (Express Enrollment) for children.
- Paper printout temporary card for EE for pregnant women.
- Beige paper temporary card for EE for pregnant women.

- White paper TE (Temporary Enrollment) for Family Planning Only Services cards.

# Misuse and Abuse of Benefits

---

Topic #271

## Examples of Member Abuse or Misuse

Examples of member abuse or misuse are included in [DHS 104.02\(5\)](#), Wis. Admin. Code.

Topic #274

## Pharmacy Services Lock-In Program

### Overview of the Pharmacy Services Lock-In Program

The purpose of the Pharmacy Services Lock-In Program is to coordinate the provision of health care services for members who abuse or misuse Medicaid, BadgerCare Plus, or SeniorCare benefits by seeking duplicate or medically unnecessary services, particularly for controlled substances. The Pharmacy Services Lock-In Program focuses on the abuse or misuse of prescription benefits for controlled substances. Abuse or misuse is defined under Recipient Duties in [DHS 104.02](#), Wis. Admin. Code.

Coordination of member health care services is intended to:

- Curb the abuse or misuse of controlled substance medications.
- Improve the quality of care for a member.
- Reduce unnecessary physician utilization.

The Pharmacy Services Lock-In Program focuses on the abuse or misuse of prescription benefits for controlled substances. Abuse or misuse is defined under Recipient Duties in [DHS 104.02](#), Wis. Admin. Code. The abuse and misuse definition includes:

- Not duplicating or altering prescriptions.
- Not feigning illness, using false pretense, providing incorrect enrollment status, or providing false information to obtain service.
- Not seeking duplicate care from more than one provider for the same or similar condition.
- Not seeking medical care that is excessive or not medically necessary.

The Pharmacy Services Lock-In Program applies to members in fee-for-service as well as members enrolled in Medicaid SSI (Supplemental Security Income) HMOs and BadgerCare Plus HMOs. Members remain enrolled in the Pharmacy Services Lock-In Program for two years and are continuously monitored for their prescription drug usage. At the end of the two-year enrollment period, an assessment is made to determine if the member should continue enrollment in the Pharmacy Services Lock-In Program.

Members enrolled in the Pharmacy Services Lock-In Program will be locked into one pharmacy where prescriptions for restricted medications must be filled and one prescriber who will prescribe restricted medications. [Restricted medications](#) are most controlled substances, carisoprodol, and tramadol. Referrals will be required only for restricted medication services.

Fee-for-service members enrolled in the Pharmacy Services Lock-In Program may choose physicians and pharmacy providers from whom to receive prescriptions and medical services not related to restricted medications. Members enrolled in an HMO must comply with the HMO's policies regarding care that is not related to restricted medications.

Referrals of members as candidates for lock-in are received from retrospective DUR, physicians, pharmacists, other providers,

and through automated surveillance methods. Once a referral is received, six months of pharmacy claims and diagnoses data are reviewed. A recommendation for one of the following courses of action is then made:

- No further action.
- Send an intervention letter to the physician.
- Send a warning letter to the member.
- Enroll the member in the Pharmacy Services Lock-In Program.

Medicaid, BadgerCare Plus, and SeniorCare members who are candidates for enrollment in the Pharmacy Services Lock-In Program are sent a letter of intent, which explains the restriction that will be applied, how to designate a primary prescriber and a pharmacy, and how to request a hearing if they wish to contest the decision for enrollment (i.e., due process). If a member fails to designate providers, the Pharmacy Services Lock-In Program may assign providers based on claims' history. In the letter of intent, members are also informed that access to emergency care is not restricted.

Letters of notification are sent to the member and to the lock-in primary prescriber and pharmacy. Providers may designate alternate prescribers or pharmacies for restricted medications, as appropriate. Members remain in the Pharmacy Services Lock-In Program for two years. The primary lock-in prescriber and pharmacy may make referrals for specialist care or for care that they are otherwise unable to provide (e.g., home infusion services). The member's utilization of services is reviewed prior to release from the Pharmacy Services Lock-In Program, and lock-in providers are notified of the member's release date.

## Excluded Drugs

The following scheduled drugs will be excluded from monitoring by the Pharmacy Services Lock-In Program:

- Anabolic steroids.
- Barbiturates used for seizure control.
- Lyrica<sup>®</sup>.
- Provigil<sup>®</sup> and Nuvigil<sup>®</sup>.
- Weight loss drugs.

## Pharmacy Services Lock-In Program Administrator

The Pharmacy Services Lock-In Program is administered by HID (Health Information Designs, Inc.). HID may be contacted by telephone at (800) 225-6998, extension 3045, by fax at (800) 881-5573, or by mail at the following address:

Pharmacy Services Lock-In Program  
c/o Health Information Designs  
391 Industry Dr  
Auburn AL 36832

## Pharmacy Services Lock-In Prescribers Are Required to Be Certified by Wisconsin Medicaid

To prescribe restricted medications for Pharmacy Services Lock-In Program members, prescribers are required to be [certified by Wisconsin Medicaid](#). Certification for the Pharmacy Services Lock-In Program is not separate from certification by Wisconsin Medicaid.

## Role of the Lock-In Prescriber and Pharmacy Provider

The Lock-In prescriber determines what restricted medications are medically necessary for the member, prescribes those medications using his or her professional discretion, and designates an alternate prescriber if needed. If the member requires an



alternate prescriber to prescribe restricted medications, the primary prescriber should complete the [Pharmacy Services Lock-In Program Designation of Alternate Prescriber for Restricted Medication Services \(F-11183 \(12/10\)\)](#) form and return it to the Pharmacy Services Lock-In Program and to the member's HMO, if applicable.

To coordinate the provision of medications, the Lock-In prescriber may also contact the Lock-In pharmacy to give the pharmacist(s) guidelines as to which medications should be filled for the member and from whom. The primary Lock-In prescriber should also coordinate the provision of medications with any other prescribers he or she has designated for the member.

The Lock-In pharmacy fills prescriptions for restricted medications that have been written by the member's Lock-In prescriber(s) and works with the Lock-In prescriber(s) to ensure the member's drug regimen is consistent with the overall care plan. The Lock-In pharmacy may fill prescriptions for medications from prescribers other than the Lock-In prescriber only for medications not on the list of restricted medications. If a pharmacy claim for a restricted medication is submitted from a provider who is not a designated Lock-In prescriber, the claim will be denied.

## **Designated Lock-In Pharmacies**

The Pharmacy Services Lock-In Program pharmacy fills prescriptions for restricted medications that have been written by the member's Lock-In prescriber(s) and works with the Lock-In prescriber(s) to ensure the member's drug regimen is consistent with the overall care plan. The Lock-In pharmacy may fill prescriptions for medications from prescribers other than the Lock-In prescriber only for medications not on the list of restricted medications. If a pharmacy claim for a restricted medication is submitted from a provider who is not a designated Lock-In prescriber, the claim will be denied.

## **Alternate Providers for Members Enrolled in the Pharmacy Services Lock-In Program**

Members enrolled in the Pharmacy Services Lock-In Program do not have to visit their Lock-In prescriber to receive medical services unless an HMO requires a primary care visit. Members may see other providers to receive medical services; however, other providers cannot prescribe restricted medications for Pharmacy Services Lock-In Program members unless specifically designated to do so by the primary Lock-In prescriber. For example, if a member sees a cardiologist, the cardiologist may prescribe a statin for the member, but the cardiologist may not prescribe restricted medications unless he or she has been designated by the Lock-In prescriber as an alternate provider.

A referral to an alternate provider for a Pharmacy Services Lock-In Program member is necessary only when the member needs to obtain a prescription for a restricted medication from a provider other than his or her Lock-In prescriber or Lock-In pharmacy.

If the member requires alternate prescribers to prescribe restricted medications, the primary Lock-In prescriber is required to complete the Pharmacy Services Lock-In Program Designation of Alternate Prescriber for Restricted Medication Services form. Referrals for fee-for-service members must be on file with the Pharmacy Services Lock-In Program. Referrals for HMO members must be on file with the Pharmacy Service Lock-In Program and the member's HMO.

Designated alternate prescribers are required to be certified by Wisconsin Medicaid.

## **Claims from Providers Who Are Not Designated Pharmacy Services Lock-In Providers**

If the member brings a prescription for a restricted medication from a non-Lock-In prescriber to the designated Lock-In pharmacy, the pharmacy provider cannot fill the prescription.

If a pharmacy claim for a restricted medication is submitted from a provider who is not the designated Lock-In prescriber, alternate prescriber, Lock-In pharmacy, or alternate pharmacy, the claim will be denied. If a claim is denied because the prescription is not from a designated Lock-In prescriber, the Lock-In pharmacy provider cannot dispense the drug or collect a

cash payment from the member because the service is a nonreimbursable service. However, the Lock-In pharmacy provider may contact the Lock-In prescriber to request a new prescription for the drug, if appropriate.

To determine if a provider is on file with the Pharmacy Services Lock-In Program, the Lock-In pharmacy provider may do one of the following:

- Speak to the member.
- Call HID.
- Call Provider Services.
- Use the ForwardHealth Portal.

Claims are not reimbursable if the designated Lock-In prescriber, alternate Lock-In prescriber, Lock-In pharmacy, or alternate Lock-In pharmacy provider is not on file with the Pharmacy Services Lock-In Program.

## Exceptions

Certain exceptions will be made regarding Pharmacy Services Lock-In Program requirements. The following are exempt from Pharmacy Services Lock-In Program requirements:

- Out-of-state providers who are not certified by Wisconsin Medicaid.
- Administration of drugs during an emergency room visit.

If a member enrolled in the Pharmacy Services Lock-In Program presents a prescription for a restricted medication from an emergency room visit or an out-of-state provider, the pharmacist at the Lock-In pharmacy must attempt to contact the Lock-In prescriber to verify the appropriateness of filling the prescription. If the pharmacy provider is unable to contact the Lock-In prescriber, the pharmacist should use his or her professional judgment to determine whether or not the prescription should be filled. If the prescription is filled, the claim must be submitted on paper using the [Pharmacy Special Handling Request \(F-13074 \(04/11\)\)](#) form.

The ForwardHealth emergency medication dispensing policy does not apply to the Pharmacy Services Lock-In Program. Drugs dispensed in an emergency to Pharmacy Services Lock-In Program members are nonreimbursable services except as noted above. Providers cannot collect payment from Pharmacy Services Lock-In Program members for nonreimbursable services.

## For More Information

Providers may call HID with questions about the Pharmacy Services Lock-In Program. Pharmacy providers may also refer to the list of restricted medications data table or call Provider Services with questions about the following:

- Drugs that are restricted for Pharmacy Services Lock-In Program members.
- A member's enrollment in the Pharmacy Services Lock-In program.
- A member's designated Lock-In prescriber or Lock-In pharmacy.

Topic #273

## Providers May Refuse to Provide Services

Providers may refuse to provide services to a BadgerCare Plus or Medicaid member in situations when there is reason to believe that the person presenting the ForwardHealth identification card is misusing or abusing it.

Members who abuse or misuse BadgerCare Plus or Wisconsin Medicaid benefits or their ForwardHealth card may have their benefits terminated or be subject to limitations under the [Pharmacy Services Lock-In Program](#) or to criminal prosecution.



Topic #275

## Requesting Additional Proof of Identity

Providers may request additional proof of identity from a member if they suspect fraudulent use of a ForwardHealth identification card. If another form of identification is not available, providers can compare a person's signature with the signature on the back of the ForwardHealth identification card if it is signed. (Adult members are encouraged to sign the back of their cards; however, it is not mandatory for members to do so.)

Verifying member identity, as well as enrollment, can help providers detect instances of fraudulent ForwardHealth card use.

## Special Enrollment Circumstances

---

Topic #276

### Medicaid Members from Other States

Wisconsin Medicaid does not pay for services provided to members enrolled in other state Medicaid programs. Providers are advised to contact [other state Medicaid programs](#) to determine whether the service sought is a covered service under that state's Medicaid program.

Topic #279

### Members Traveling Out of State

When a member travels out of state but is within the United States (including its territories), Canada, or Mexico, BadgerCare Plus and Wisconsin Medicaid cover medical services in any of the following circumstances:

- An emergency illness or accident.
- When the member's health would be endangered if treatment were postponed.
- When the member's health would be endangered if travel to Wisconsin were undertaken.
- When PA (prior authorization) has been granted to the out-of-state provider for provision of a nonemergency service.
- When there are coinsurance, copayment, or deductible amounts remaining after Medicare payment or approval for dual eligibles.

*Note:* Some providers located in a state that borders Wisconsin may be Wisconsin Medicaid certified as a [border-status provider](#) if the provider notifies ForwardHealth in writing that it is common practice for members in a particular area of Wisconsin to seek his or her medical services. Border-status providers follow the same policies as Wisconsin providers.

Topic #277

### Non-U.S. Citizens — Emergency Services

Certain non-U.S. citizens who are not qualified aliens are eligible for services only in cases of acute emergency medical conditions. Providers should use the appropriate diagnosis code to document the nature of the emergency.

An emergency medical condition is a medical condition manifesting itself by acute symptoms of such severity that one could reasonably expect the absence of immediate medical attention to result in the following:

- Placing the person's health in serious jeopardy.
- Serious impairment to bodily functions.
- Serious dysfunction of any bodily organ or part.

Due to federal regulations, BadgerCare Plus and Wisconsin Medicaid do not cover services for non-U.S. citizens who are not qualified aliens related to routine prenatal or postpartum care, major organ transplants (e.g., heart, liver), or ongoing treatment for chronic conditions where there is no evidence of an acute emergent state. For the purposes of this policy, all labor and delivery is considered an emergency service.

*Note:* Babies born to certain non-qualifying immigrants are eligible for Medicaid enrollment under the CEN (continuously eligible newborn) option. However, babies born to women with incomes over 300 percent of the FPL (Federal Poverty Level) are not eligible for CEN status. The baby may still qualify for BadgerCare Plus. These mothers should report the birth to the local agencies within ten calendar days.

A provider who gives emergency care to a non-U.S. citizen should refer him or her to the local county or tribal agency or ForwardHealth outpost site for a determination of BadgerCare Plus enrollment. Providers may complete the [Certification of Emergency for Non-U.S. Citizens \(F-1162 \(02/09\)\)](#) form for clients to take to the local county or tribal agency in their county of residence where the BadgerCare Plus enrollment decision is made.

Providers should be aware that a client's enrollment does not guarantee that the services provided will be reimbursed by BadgerCare Plus.

Topic #724

## Out-of-State Youth Program

The OSY (Out-of-State Youth) program is responsible for health care services provided to Wisconsin children placed outside the state in foster and subsidized adoption situations. These children are eligible for coverage. The objective is to assure that these children receive quality medical care.

Out-of-state providers not located in border-status-eligible communities may qualify as border-status providers if they deliver services as part of the OSY program. However, providers who have border status as part of the OSY program are reimbursed only for services provided to the specific foster care or subsidized adopted child. In order to receive reimbursement for services provided to other members, the provider is required to follow rules for out-of-state noncertified providers.

For subsidized adoptions, benefits are usually determined through the adoption assistance agreement and are provided by the state where the child lives. However, some states will not provide coverage to children with state-only funded adoption assistance. In these cases, Wisconsin will continue to provide coverage.

OSY providers are subject to the same regulations and policies as other certified border-status providers. For more information about the OSY program, call [Provider Services](#) or write to ForwardHealth at the following address:

ForwardHealth  
Out-of-State Youth  
Ste 50  
313 Blettner Blvd  
Madison WI 53784

Topic #278

## Persons Detained by Legal Process

Most individuals detained by legal process are *not* eligible for BadgerCare Plus or Wisconsin Medicaid benefits. Only those individuals who qualify for the [BadgerCare Plus Expansion for Certain Pregnant Women](#) may receive benefits.

"Detained by legal process" means a person who is incarcerated (including some Huber Law prisoners) because of law violation or alleged law violation, which includes misdemeanors, felonies, delinquent acts, and day-release prisoners. The justice system oversees health care-related needs for individuals detained by legal process who do not qualify for the BadgerCare Plus Expansion for Certain Pregnant Women.

Topic #280

## Retroactive Enrollment

Retroactive enrollment occurs when an individual has applied for BadgerCare Plus or Medicaid and enrollment is granted with an effective date prior to the date the enrollment determination was made. A member's enrollment may be backdated to allow retroactive coverage for medical bills incurred prior to the date of application.

The retroactive enrollment period may be backdated up to three months prior to the month of application if all enrollment requirements were met during the period. Enrollment may be backdated more than three months if there were delays in determining enrollment or if court orders, fair hearings, or appeals were involved.

## Reimbursing Members in Cases of Retroactive Enrollment

When a member receives retroactive enrollment, he or she has the right to request the return of payments made to a Medicaid-certified provider for a covered service during the period of retroactive enrollment, according to [DHS 104.01\(11\)](#), Wis. Admin. Code. A Medicaid-certified provider is required to submit claims to Medicaid for covered services provided to a member during periods of retroactive enrollment. Medicaid cannot directly refund the member.

If a service(s) that requires PA (prior authorization) was performed during the member's period of retroactive enrollment, the provider is required to submit a PA request and receive approval from Medicaid *before* submitting a claim.

If a provider receives reimbursement from Medicaid for services provided to a retroactively enrolled member and the member has paid for the service, the provider is required to reimburse the member or authorized person acting on behalf of the member (e.g., local General Relief agency) the full amount that the member paid for the service.

If a claim cannot be filed within 365 days of the DOS (date of service) due to a delay in the determination of a member's retroactive enrollment, the provider is required to submit the claim to Timely Filing within 180 days of the date the retroactive enrollment is entered into Wisconsin's EVS (Enrollment Verification System) (if the services provided during the period of retroactive enrollment were covered).

Topic #281

## Spenddown to Meet Financial Enrollment Requirements

Occasionally, an individual with significant medical bills meets all enrollment requirements except those pertaining to income. These individuals are required to "spenddown" their income to meet financial enrollment requirements.

The certifying agency calculates the individual's spenddown (or deductible) amount, tracks all medical costs the individual incurs, and determines when the medical costs have satisfied the spenddown amount. (A payment for a medical service does not have to be made by the individual to be counted toward satisfying the spenddown amount.)

When the individual meets the spenddown amount, the certifying agency notifies ForwardHealth and the provider of the last service that the individual is eligible beginning on the date that the spenddown amount was satisfied.

If the individual's last medical bill is greater than the amount needed to satisfy the spenddown amount, the certifying agency notifies the affected provider by indicating the following:

- The individual is eligible for benefits as of the DOS (date of service) on the last bill.
- A claim for the service(s) on the last bill should be submitted to ForwardHealth. (The claim should indicate the full cost of the service.)

- The portion of the last bill that the individual must pay to the provider.

The certifying agency also informs ForwardHealth of the individual's enrollment and identifies the following:

- The DOS of the final charges counted toward satisfying the spenddown amount.
- The provider number of the provider of the last service.
- The spenddown amount remaining to be satisfied.

When the provider submits the claim, the spenddown amount will automatically be deducted from the provider's reimbursement for the claim. The spenddown amount is indicated in the Member's Share element on the [Medicaid Remaining Deductible Update \(F-10109 \(07/08\)\)](#) form sent to providers by the member's certifying agency. The provider's reimbursement is then reduced by the amount of the member's obligation.

# Prior Authorization

8

Archive Date:06/01/2012

## Prior Authorization:Services Requiring Prior Authorization

Topic #3755

### Services Requiring Prior Authorization

The majority of mental health and substance abuse services do not require PA (prior authorization). Some mental health and substance abuse services require PA after a threshold is met, and other services require PA before they are provided.

A PA threshold is the number of hours/units that are allowed for a service before PA is required. Once the PA threshold is reached, PA is required for ForwardHealth coverage of additional services. PA thresholds for mental health and substance abuse services are set for a specific period of time or dollar amount (such as 15 hours or \$825 per calendar year). Services may be provided without PA up to the hour or dollar amount at any time during the calendar year.

Wisconsin Medicaid does not reimburse providers for services provided either before the grant date or after the expiration date indicated on the approved [PA/RF \(Prior Authorization Request Form, F-11018 \(10/08\)\)](#). If the provider delivers a service either before the grant date or after the expiration date of an approved PA, or provides a service that requires PA without obtaining PA, the provider is responsible for the cost of the service. In these situations, providers may not collect payment from the member.

PA does not guarantee payment. To receive Medicaid reimbursement, provider certification and member eligibility on the DOS (date of service), as well as other Medicaid requirements, must be met.

The following table lists mental health and substance abuse services that require PA and, for those services requiring PA, maximum grant period allowed for PA, required PA forms, and maximum backdating allowed when specifically requested.

Service	Prior Authorization Required?	When Is Prior Authorization Required?	Maximum Prior Authorization Grant Period*	Required Prior Authorization Forms	Backdating
<b>Adult Mental Health Day Treatment Services</b>	PA is required for all day treatment services for members while they are inpatient hospital patients <i>and</i> for all day treatment services while the members are concurrently receiving outpatient psychotherapy, OT (occupational therapy) services, and/or substance abuse services of any kind.	PA required after 90 hours per calendar year except for the two situations in the preceding column. PA is required before the first hour for these two situations.	6 months	PA/RF <a href="#">PA/AMHDTA (Prior Authorization/Adult Mental Health Day Treatment Attachment, F-11038 (10/08))</a>	Up to 10 business days prior to the first date of receipt at ForwardHealth (initial request only)
<b>Case Management</b>					

<b>for Mental Health/Substance Abuse Services**</b>	No	N/A	N/A	N/A	N/A
<b>Central Nervous System Assessments/Tests</b>	No	N/A	N/A	N/A	N/A
<b>Child/Adolescent Day Treatment Services (HealthCheck "Other Services")</b>	Yes	Immediately	3 months	PA/RF <a href="#">PA/CADTA (Prior Authorization/Child/Adolescent Day Treatment Attachment, F-11040 (10/08))</a>	Up to 10 business days prior to the first date of receipt at ForwardHealth (initial request only)
<b>Clozapine Management Services</b>	No	N/A	N/A	N/A	N/A
<b>Community Recovery Services**</b>	No	N/A	N/A	N/A	N/A
<b>Community Support Program Services**</b>	No	N/A	N/A	N/A	N/A
<b>Comprehensive Community Services**</b>	No	N/A	N/A	N/A	N/A
<b>Crisis Intervention Services**</b>	No	N/A	N/A	N/A	N/A
<b>Health and Behavior Assessments</b>	No	N/A	N/A	N/A	N/A
<b>Health and Behavior Interventions</b>	Yes	PA required after member receives 15 hours/\$825 of health and behavior intervention services in a calendar year.	6 months	PA/RF <a href="#">PA/HBA (Prior Authorization/Health and Behavior Intervention Attachment, F-11088 (10/08))</a>	Up to 10 business days prior to the first date of receipt at ForwardHealth (initial request only)
<b>In-Home Mental Health/Substance Abuse Treatment Services for Children (HealthCheck "Other Services")</b>	Yes	Immediately	3 months	PA/RF <a href="#">PA/ITA (Prior Authorization/In-Home Treatment Attachment, F-11036 (02/10))</a>	Up to 10 business days prior to the first date of receipt at ForwardHealth (initial request only)
<b>Narcotic Treatment Services</b>	No	N/A	N/A	N/A	N/A
	Yes (Except for				



<b>Outpatient Mental Health Services (Evaluation, Psychotherapy, Pharmacologic Management)</b>	services provided to a member who is an inpatient of a hospital. Emergency psychotherapy may be performed by a provider for a member without PA when the provider has reason to believe that the member may immediately injure himself, herself, or any other person. Emergency psychotherapy services shall be incorporated within the limits for PA for outpatient mental health services [ <a href="#">DHS 107.13(2)</a> , Wis. Admin. Code].)	PA required after member receives 15 hours/\$825 of mental health/substance abuse services in a calendar year.	6 months	PA/RF <a href="#">PA/PSYA (Prior Authorization/Psychotherapy Attachment, F-11031 (10/08))</a>	Up to 10 business days prior to the first date of receipt at ForwardHealth (initial request only)
<b>Outpatient Mental Health and/or Substance Abuse Services in the Home or Community for Adults**</b>	No	N/A	N/A	N/A	N/A
<b>Outpatient Substance Abuse Services</b>	Yes (Except for services provided to a member who is an inpatient of a hospital.)	PA required after member receives 15 hours/\$825 of mental health/substance abuse services in a calendar year.	6 months	PA/RF <a href="#">PA/SAA (Prior Authorization/Substance Abuse Attachment, F-11032 (10/08))</a>	Up to 10 business days prior to the first date of receipt at ForwardHealth (initial request only)
<b>Substance Abuse Day Treatment Services***</b>	Yes	Immediately	6 weeks	PA/RF <a href="#">PA/SADTA (Prior Authorization/Substance Abuse Day Treatment Attachment, F-11037 (10/08))</a>	Up to five business days prior to the first date of receipt at ForwardHealth (initial request only)

\* These grant periods are listed in the PA guidelines.

\*\* These services are billable only by local county or tribal agencies. Providers are required to have a contractual

arrangement with their local county or tribal agency. Authorizations must be obtained from the local county or tribal agency.

- \* \* \* PA is *not* required for the substance abuse assessment, the limit for which is three hours per member, per provider in a calendar year. PA *is* required before providing any substance abuse day treatment services to a member following the assessment.

# Reimbursement

# 9

Archive Date:06/01/2012

## Reimbursement:Amounts

---

Topic #258

### Acceptance of Payment

The amounts allowed as payment for covered services must be accepted as payment in full. Therefore, total payment for the service (i.e., any amount paid by other health insurance sources, any BadgerCare Plus or Medicaid copayment or spenddown amounts paid by the member, and any amount paid by BadgerCare Plus or Medicaid) may not exceed the allowed amount. As a result, providers may not collect payment from a member, or authorized person acting on behalf of the member, for the difference between their usual and customary charge and the allowed amount for a service (i.e., balance billing).

Other health insurance payments may exceed the allowed amount if no additional payment is received from the member or BadgerCare Plus or Medicaid.

Topic #694

### Billing Service and Clearinghouse Contracts

According to [DHS 106.03\(5\)\(c\)2](#), Wis. Admin. Code, contracts with outside billing services or clearinghouses may not be based on commission in which compensation for the service is dependent on reimbursement from BadgerCare Plus. This means compensation must be unrelated, directly or indirectly, to the amount of reimbursement or the number of claims and is not dependent upon the actual collection of payment.

Topic #8117

### Electronic Funds Transfer

EFT (electronic funds transfer) allows ForwardHealth to directly deposit payments into a provider's designated bank account for a more efficient delivery of payments than the current process of mailing paper checks. EFT is secure, eliminates paper, and reduces the uncertainty of possible delays in mail delivery.

Only in-state and border-status providers who submit claims and MCOs (managed care organizations) are eligible to receive EFT payments.

### Provider Exceptions

EFT payments are not available to the following providers:

- In-state emergency providers.
- Out-of-state providers.
- Out-of-country providers.
- SMV (specialized medical vehicle) providers during their provisional certification period.

### Enrolling in Electronic Funds Transfer

A ForwardHealth Portal account is required to enroll into EFT as all enrollments must be completed via a secure Provider Portal

account or a secure MCO Portal account. Paper enrollments are not accepted. A separate EFT enrollment is required for each financial payer a provider bills.

Providers who do not have a Portal account may [Request Portal Access](#) online. Providers may also call the [Portal Helpdesk](#) for assistance in requesting a Portal account.

The following guidelines apply to EFT enrollment:

- Only a Portal Administrator or a clerk that has been assigned the "EFT" role on the Portal may complete the EFT enrollment information.
- Organizations cannot revert back to receiving paper checks once enrolled in EFT.
- Organizations may change their EFT information at any time.
- Organizations will continue to receive their Remittance Advice as they do currently.

Refer to the Electronic Funds Transfer User Guide on the [Portal User Guides page](#) of the Portal for instructions and more information about EFT enrollment.

Providers will continue to receive payment via paper check until the enrollment process moves into "Active" status and the provider's ForwardHealth EFT enrollment is considered complete.

## Recoupment and Reversals

Enrollment in EFT does not change the current process of recouping funds. Overpayments and recoupment of funds will continue to be conducted through the reduction of payments.

*Note:* Enrolling in EFT does not authorize ForwardHealth to make unauthorized debits to the provider's EFT account; however, in some instances an EFT reversal of payment may be necessary. For example, if the system generates a payment twice or the amount entered manually consists of an incorrect value (e.g., a decimal point is omitted creating a \$50,000 keyed value for a \$500 claim), a reversal will take place to correct the error and resend the correct transaction value. ForwardHealth will notify the designated EFT contact person of an EFT reversal if a payment is made in error due to a system processing or manual data entry error.

## Problem Resolution

If payment is not deposited into the designated EFT account according to the ForwardHealth payment cycle, providers should first check with their financial institution to confirm the payment was received. If the payment was not received, providers should then call [Provider Services](#) to resolve the issue and payment by paper check will be reinstated until the matter has been resolved.

Topic #897

## Fee Schedules

[Maximum allowable fee](#) information is available on the ForwardHealth Portal in the following forms:

- Interactive fee schedule.
- Downloadable fee schedule in TXT (text) files.

Certain fee schedules are interactive. Interactive fee schedules provide coverage information as well as maximum allowable fees for all reimbursable procedure codes. The downloadable TXT files are free of charge and provide basic maximum allowable fee information for BadgerCare Plus by provider service area.

A provider may request a paper copy of a fee schedule by calling [Provider Services](#).

Providers may call Provider Services in the following cases:

- Internet access is not available.
- There is uncertainty as to which fee schedule should be used.
- The appropriate fee schedule cannot be found on the Portal.
- To determine coverage or maximum allowable fee of procedure codes not appearing on a fee schedule.

Topic #260

## Maximum Allowable Fees

Maximum allowable fees are established for most covered services. Maximum allowable fees are based on various factors, including a review of usual and customary charges submitted, the Wisconsin State Legislature's Medicaid budgetary constraints, and other relevant economic limitations. Maximum allowable fees may be adjusted to reflect reimbursement limits or limits on the availability of federal funding as specified in federal law.

Providers are reimbursed at the lesser of their billed amount and the maximum allowable fee for the procedure.

Topic #11296

## Reimbursement

On an interim basis, Wisconsin Medicaid pays a portion of the federal Medicaid share (FFP (federal financial participation)) of the maximum allowable fee for all covered CRS (Community Recovery Services) provided by Medicaid-certified county or tribal providers to members eligible on the DOS (date of service). Wisconsin Medicaid will only reimburse CRS provided on and after the effective date of the Medicaid-certified county or tribal provider's CRS application, and for Medicaid-eligible members on and after the effective date of the member's ISP (Individual Service Plan). The federal share may change in October of each year, with some exceptions.

## Cost Settlement

Wisconsin Medicaid pays a percentage of the FFP of allowable service costs the county or tribal provider incurs in providing CRS. Each CRS-certified county or tribe is required to document the total allowable cost it has incurred for all CRS using a cost report form developed by DMHSAS (Department of Mental Health and Substance Abuse Services). As required by the federal CMS (Centers for Medicare and Medicaid Services), CRS county or tribal providers must certify these documented CRS costs by submitting an annual cost report. Cost reporting is necessary for the CRS-certified county or tribal provider to qualify for a percentage of the FFP provided by the state.

To be eligible for FFP, the non-federal share of the total allowable cost must be non-federally funded by state aid and local taxes. After the CRS-certified county or tribal provider submits the CRS cost report form, Wisconsin Medicaid reconciles interim payment to cost by recovering overpayments or making additional payments. Some CRS-certified county or tribal providers may receive an increase in reconciliation funding and others may see a decrease.

Total Medicaid reimbursement cannot exceed a percentage of FFP for the total allowable cost for an individual CRS-certified county or tribe.

## Certification of Expenditures

To qualify for the full amount of federal Medicaid-matching funds provided by the state, CRS providers are required to certify sufficient expenditures. This demonstrates that a county or tribe's expenditures are at least equal to the full Medicaid reimbursement included in federal and non-federal funds. All CRS expenditures must be identified on the CRS cost report. This form will be provided to CRS-certified county or tribal providers by the DMHSAS. The DMHSAS will also provide detailed instructions to CRS-certified county or tribal providers regarding the cost report and certification of expenditures.

Under federal requirements, provider documentation verifying the amount of certified expenditures must be maintained by the CRS-certified county or tribal provider for at least five years.

Once the forms are ready, CRS-certified county or tribal providers will be able to access cost report forms, instructions, and deadlines via the [Community Recovery Services Web site](#).

## Collecting Payment From Members

---

Topic #227

### Conditions That Must Be Met

A member may request a noncovered service, a covered service for which PA (prior authorization) was denied (or modified), or a service that is not covered under the member's limited benefit category. The charge for the service may be collected from the member if the following conditions are met *prior* to the delivery of that service:

- The member accepts responsibility for payment.
- The provider and member make payment arrangements for the service.

Providers are strongly encouraged to obtain a *written* statement in advance documenting that the member has accepted responsibility for the payment of the service.

Furthermore, the service must be separate or distinct from a related, covered service. For example, a vision provider may provide a member with eyeglasses but then, upon the member's request, provide and charge the member for anti-glare coating, which is a noncovered service. Charging the member is permissible in this situation because the anti-glare coating is a separate service and can be added to the lenses at a later time.

Topic #538

### Cost Sharing

According to federal regulations, providers cannot hold a member responsible for any commercial or Medicare cost-sharing amount such as coinsurance, copayment, or deductible. Therefore, a provider may not collect payment from a member, or authorized person acting on behalf of the member, for copayments required by other health insurance sources. Instead, the provider should collect from the member *only* the Medicaid or BadgerCare Plus copayment amount indicated on the member's remittance information.

Topic #224

### Situations When Member Payment Is Allowed

Providers may not collect payment from a member, or authorized person acting on behalf of the member, *except* for the following:

- Required member [copayments](#) for certain services.
- Commercial insurance payments made to the member.
- [Spendedown](#).
- Charges for a [private room](#) in a nursing home or hospital.
- Noncovered services if certain conditions are met.
- Covered services for which PA (prior authorization) was denied (or an originally requested service for which a PA request was modified) if certain conditions are met. These services are treated as noncovered services.
- Services provided to a member in a limited benefit category when the services are not covered under the limited benefit and if certain conditions are met.



If a provider inappropriately collects payment from a member, or authorized person acting on behalf of the member, that provider may be subject to program sanctions including termination of Medicaid certification.

## Copayment

---

Topic #11288

## Prohibited

Providers are prohibited from collecting copayments from members for CRS (Community Recovery Services).

## Reimbursement Not Available

---

Topic #695

### Reimbursement Not Available Through a Factor

BadgerCare Plus will not reimburse providers through a factor, either directly or by virtue of a power of attorney given to the factor by the provider. A factor is an organization (e.g., a collection agency) or person who advances money to a provider for the purchase or transfer of the provider's accounts receivable. The term "factor" does not include business representatives, such as billing services, clearinghouses, or accounting firms, which render statements and receive payments in the name of the provider.

Topic #51

### Services Not Separately Reimbursable

If reimbursement for a service is included in the reimbursement for the primary procedure or service, it is not separately reimbursable. For example, routine venipuncture is not separately reimbursable, but it is included in the reimbursement for the laboratory procedure or the laboratory test preparation and handling fee. Also, DME (durable medical equipment) delivery charges are included in the reimbursement for DME items.

# Resources

# 10

Archive Date:06/01/2012

## Resources:Contact Information

---

Topic #476

### Member Services

Providers should refer ForwardHealth members with questions to [Member Services](#). The telephone number for Member Services is for member use only.

Topic #473

### Provider Relations Representatives

The Provider Relations representatives, also known as field representatives, conduct training sessions on various ForwardHealth topics for both large and small groups of providers and billers. In addition to provider education, field representatives are available to assist providers with complex billing and claims processing questions. Field representatives are located throughout the state to offer detailed assistance to all ForwardHealth providers and all ForwardHealth programs.

#### Field Representative Specialization

The field representatives are assigned to [specific regions](#) of the state. In addition, the field representatives have [specialized](#) in a group of provider types. This specialization allows the field representatives to most efficiently and effectively address provider inquiries. To better direct inquiries, providers should contact the field representative in [their region who specializes in their provider type](#).

#### Provider Education

The field representatives' primary focus is provider education. They provide information on ForwardHealth programs and topics in the following ways:

- Conducting provider training sessions throughout the state.
- Providing training and information for newly certified providers and/or new staff.
- Participating in professional association meetings.

Providers may also contact the field representatives if there is a specific topic, or topics, on which they would like to have an individualized training session. This could include topics such as use of the Portal (information about claims, enrollment verification, and PA (prior authorization) requests on the Portal). Refer to the [Providers Trainings page](#) for the latest information on training opportunities.

#### Additional Inquiries

Providers are encouraged to initially obtain information through the ForwardHealth Portal, WiCall, and Provider Services. If these attempts are not successful, field representatives may be contacted for the following types of inquiries:

- Claims, including discrepancies regarding enrollment verification and claim processing.
- PES (Provider Electronic Solutions) claims submission software.
- Claims processing problems that have not been resolved through other channels (e.g., telephone or written

correspondence).

- Referrals by a Provider Services telephone correspondent.
- Complex issues that require extensive explanation.

Field representatives primarily work outside their offices to provide on-site service; therefore, providers should be prepared to leave a complete message when contacting field representatives, including all pertinent information related to the inquiry. Member inquiries should not be directed to field representatives. Providers should refer members to [Member Services](#).

If contacting a field representative by e-mail, providers should ensure that no individually identifiable health information, known as PHI (protected health information), is included in the message. PHI can include things such as the member's name combined with his/her identification number or SSN (Social Security number).

## Information to Have Ready

Providers or their representatives should have the following information ready when they call:

- Name or alternate contact.
- County and city where services are provided.
- Name of facility or provider whom they are representing.
- NPI (National Provider Identifier) or provider number.
- Telephone number, including area code.
- A concise statement outlining concern.
- Days and times when available.

For questions about a specific claim, providers should also include the following information:

- Member's name.
- Member identification number.
- Claim number.
- DOS (date of service).

Topic #474

## Provider Services

Providers should call [Provider Services](#) to answer enrollment, policy, and billing questions. Members should call [Member Services](#) for information. Members should *not* be referred to Provider Services.

The Provider Services Call Center provides service-specific assistance to Medicaid, BadgerCare Plus, WCDP (Wisconsin Chronic Disease Program), and WWWP (Wisconsin Well Woman Program) providers.

## Ways Provider Services Can Help

The Provider Services Call Center is organized to include program-specific and service-specific assistance to providers. The Provider Services call center supplements the ForwardHealth Portal and WiCall by providing information on the following:

- Billing and claim submissions.
- Certification.
- COB (coordination of benefits) (e.g., verifying a member's other health insurance coverage).
- Assistance with completing forms.
- Assistance with remittance information and claim denials.
- Policy clarification.

- PA (prior authorization) status.
- Verifying covered services.

## Information to Have Ready

When contacting or transferring from WiCall to the call center, callers will be prompted to enter their NPI (National Provider Identifier) or provider ID. Additionally, to facilitate service, providers are recommended to have all pertinent information related to their inquiry on hand when contacting the call center, including:

- Provider name and NPI or provider ID.
- Member name and member identification number.
- Claim number.
- PA number.
- DOS (dates of service).
- Amount billed.
- RA (Remittance Advice).
- Procedure code of the service in question.
- Reference to any provider publications that address the inquiry.

## Call Center Correspondent Team

The ForwardHealth call center correspondents are organized to respond to telephone calls from providers. Correspondents offer assistance and answer inquiries specific to the program (i.e., Medicaid, WCDP, or WWWP) or to the service area (i.e., pharmacy services, hospital services) in which they are designated.

## Call Center Menu Options and Inquiries

Providers contacting Provider Services are prompted to select from the following menu options:

- WCDP and WWWP (for inquiries from all providers regarding WCDP or WWWP).
- Dental (for all inquiries regarding dental services).
- Medicaid or SeniorCare Pharmacy (for pharmacy providers) or STAT-PA (Specialized Transmission Approval Technology-Prior Authorization) for STAT-PA inquiries, including inquiries from pharmacies, DME (durable medical equipment) providers for orthopedic shoes, and HealthCheck providers for environmental lead inspections.
- Medicaid and BadgerCare Plus institutional services (for inquiries from providers who provide hospital, nursing home, home health, personal care, ESRD (end-stage renal disease), and hospice services or NIP (nurses in independent practice)).
- Medicaid and BadgerCare Plus professional services (for inquiries from all other providers not mentioned in the previous menu prompts).

## Walk-in Appointments

Walk-in appointments offer face-to-face assistance for providers at the Provider Services office. Providers are encouraged to contact the Provider Services Call Center to schedule a walk-in appointment.

## Written Inquiries

Providers may contact Provider Services through the Portal by selecting the "Contact Us" link. Provider Services will respond to the inquiry by the preferred method of response indicated within five business days. All information is transmitted via a secure connection to protect personal health information.

Providers may submit written inquiries to ForwardHealth by mail using the [Written Correspondence Inquiry \(F-1170 \(07/09\)\)](#) form. The Written Correspondence Inquiry form may be photocopied or downloaded via a link from the Portal. Written correspondence should be sent to the following address:

ForwardHealth  
Provider Services Written Correspondence  
313 Blettner Blvd  
Madison WI 53784

Providers are encouraged to use the other resources before mailing a written request to ForwardHealth. Provider Services will respond to written inquiries in writing unless otherwise specified.

Topic #475

## Provider Suggestions

The DHCAA (Division of Health Care Access and Accountability) is interested in improving its program for providers and members. Providers who would like to suggest a revision of any policy or procedure stated in provider publications or who wish to suggest new policies are encouraged to submit recommendations on the [Provider Suggestion \(F-1016 \(02/09\)\)](#) form.

Topic #4456

## Resources Reference Guide

The [Provider Services and Resources Reference Guide](#) lists services and resources available to providers and members with contact information and hours of availability.



## Provider Services and Resources

Services and resources, contact information, and hours of availability are effective after ForwardHealth implementation, unless otherwise noted.

<b>ForwardHealth Portal</b>	<b><a href="http://www.forwardhealth.wi.gov/">www.forwardhealth.wi.gov/</a></b>	<b>24 hours a day, seven days a week</b>
Public and secure access to ForwardHealth information with direct link to contact Provider Services for up-to-date access to ForwardHealth programs information, including publications, fee schedules, and forms.		
<b>WiCall Automated Voice Response System</b>	<b>(800) 947-3544</b>	<b>24 hours a day, seven days a week</b>
WiCall, the ForwardHealth Automated Voice Response system, provides responses to the following inquiries: <ul style="list-style-type: none"> <li>• Checkwrite.</li> <li>• Claim status.</li> <li>• Prior authorization.</li> <li>• Member enrollment.</li> </ul>		
<b>ForwardHealth Provider Services Call Center</b>	<b>(800) 947-9627</b>	<b>Monday through Friday, 7:00 a.m. to 6:00 p.m. (Central Time)*</b>
To assist providers in the following programs: <ul style="list-style-type: none"> <li>• BadgerCare Plus.</li> <li>• Medicaid.</li> <li>• SeniorCare.</li> <li>• Wisconsin Well Woman Medicaid.</li> <li>• Wisconsin Chronic Disease Program (WCDP).</li> <li>• Wisconsin Well Woman Program (WWWP).</li> <li>• Wisconsin Medicaid and BadgerCare Plus Managed Care Programs.</li> </ul>		
<b>ForwardHealth Portal Helpdesk</b>	<b>(866) 908-1363</b>	<b>Monday through Friday, 8:30 a.m. to 4:30 p.m. (Central Time)*</b>
To assist providers and trading partners with technical questions regarding Portal functions and capabilities, including Portal accounts, registrations, passwords, and submissions through the Portal.		
<b>Electronic Data Interchange Helpdesk</b>	<b>(866) 416-4979</b>	<b>Monday through Friday, 8:30 a.m. to 4:30 p.m. (Central Time)*</b>
For providers, trading partners, billing services, and clearing houses with technical questions about the following: <ul style="list-style-type: none"> <li>• Electronic transactions.</li> <li>• Companion documents.</li> <li>• Provider Electronic Solutions (PES) software.</li> </ul>		
<b>Managed Care Ombudsman Program</b>	<b>(800) 760-0001</b>	<b>Monday through Friday, 7:00 a.m. to 6:00 p.m. (Central Time)*</b>
To assist managed care enrollees with questions about enrollment, rights, responsibilities, and general managed care information.		
<b>Member Services</b>	<b>(800) 362-3002</b>	<b>Monday through Friday, 7:00 a.m. to 6:00 p.m. (Central Time)*</b>
To assist ForwardHealth members or persons calling on behalf of members with program information and requirements, enrollment, finding certified providers, and resolving concerns.		

\* With the exception of state-observed holidays.

# Electronic Data Interchange

---

Topic #459

## Companion Guides and NCPDP Version D.0 Payer Sheet

Companion guides and the NCPDP (National Council for Prescription Drug Programs) version D.0 payer sheet are available for download on the ForwardHealth Portal.

### Purpose of Companion Guides

ForwardHealth [companion guides and payer sheet](#) provide trading partners with useful technical information on ForwardHealth's standards for nationally recognized electronic transactions.

The information in companion guides and payer sheet applies to BadgerCare Plus, Medicaid, SeniorCare, WCDP (Wisconsin Chronic Disease Program), and WWWP (Wisconsin Well Woman Program). Companion guides and payer sheet are intended for information technology and systems staff who code billing systems or software.

The companion guides and payer sheet complement the federal HIPAA (Health Insurance Portability and Accountability Act of 1996) Implementation Guides and highlight information that trading partners need to successfully exchange electronic transactions with ForwardHealth, including general topics such as the following:

- Methods of exchanging electronic information (e.g., exchange interfaces, transaction administration, and data preparation).
- Instructions for constructing the technical component of submitting or receiving electronic transactions (e.g., claims, RA (Remittance Advice), and enrollment inquiries).

Companion guides and payer sheet do *not* include program requirements, but help those who create the electronic formats for electronic data exchange.

Companion guides and payer sheet cover the following specific subjects:

- Getting started (e.g., identification information, testing, and exchange preparation).
- Transaction administration (e.g., tracking claims submissions, contacting the [EDI \(Electronic Data Interchange\) Helpdesk](#).
- Transaction formats.

### Revisions to Companion Guides and Payer Sheet

Companion guides and payer sheet may be updated as a result of changes to federal requirements. When this occurs, ForwardHealth will do the following:

- Post the revised companion guides and payer sheet on the ForwardHealth Portal.
- Post a message on the banner page of the RA.
- Send an e-mail to trading partners.

Trading partners are encouraged to periodically check for revised companion guides and payer sheet on the Portal. If trading partners do not follow the revisions identified in the companion guides or payer sheet, transactions may not process successfully (e.g., claims may deny or process incorrectly).

A revision log located at the end of the revised companion guide lists the changes that have been made. The date on the

companion guide reflects the date the revised companion guide was posted to the Portal. In addition, the version number located in the footer of the first page is changed with each revision.

Revisions to the payer sheet are listed in Appendix A. The date on the payer sheet reflects the date the revised payer sheet was posted to the Portal.

Topic #460

## Data Exchange Methods

The following data exchange methods are supported by the [EDI \(Electronic Data Interchange\) Helpdesk](#):

- Remote access server dial-up, using a personal computer with a modem, browser, and encryption software.
- Secure Web, using an Internet Service Provider and a personal computer with a modem, browser, and encryption software.
- Real-time, by which trading partners exchange the NCPDP (National Council for Prescription Drug Programs) D.0, 270/271 (270/271 Health Care Eligibility/Benefit Inquiry and Information Response), 276/277 (276/277 Health Care Claim Status Request and Response), or 278 (278 Health Care Services Review — Request for Review and Response) transactions via an approved clearinghouse.

The EDI Helpdesk supports the exchange of the transactions for BadgerCare Plus, Medicaid, SeniorCare, WCDP (Wisconsin Chronic Disease Program), and WWWP (Wisconsin Well Woman Program).

Topic #461

## Electronic Data Interchange Helpdesk

The [EDI \(Electronic Data Interchange\) Helpdesk](#) assists anyone interested in becoming a trading partner with getting started and provides ongoing support pertaining to electronic transactions. Providers, billing services, and clearinghouses are encouraged to contact the EDI Helpdesk for test packets and/or technical questions.

Providers with policy questions should call [Provider Services](#).

Topic #462

## Electronic Transactions

HIPAA (Health Insurance Portability and Accountability Act of 1996) ASC (Accredited Standards Committee) X12 version 5010 companion guides and the NCPDP (National Council for Prescription Drug Programs) version D.0 payer sheet are available for download on the [HIPAA Version 5010 Companion Guides and NCPDP Version D.0 Payer Sheet page](#) of the ForwardHealth Portal.

Trading partners may submit claims and adjustment requests, inquire about member enrollment, claim status, and ForwardHealth payment advice by exchanging electronic transactions.

Through the [EDI \(Electronic Data Interchange\) Helpdesk](#), trading partners may exchange the following electronic transactions:

- 270/271 (270/271 Health Care Eligibility/Benefit Inquiry and Information Response). The 270 is the electronic transaction for inquiring about a member's enrollment. The 271 is received in response to the inquiry.
- 276/277 (276/277 Health Care Claim Status Request and Response). The 276 is the electronic transaction for checking

claim status. The 277 is received in response.

- 278 (278 Health Care Services Review - Request for Review and Response). The electronic transaction for health care service PA (prior authorization) requests.
- 835 (835 Health Care Claim Payment/Advice). The electronic transaction for receiving remittance information.
- 837 (837 Health Care Claim). The electronic transaction for submitting claims and adjustment requests.
- 999 (999 Functional Acknowledgment). The electronic transaction for reporting whether a transaction is accepted or rejected.
- TA1 InterChange Acknowledgment. The electronic transaction for reporting a transaction that is rejected for interChange-level errors.
- NCPDP D.0 Telecommunication Standard for Retail Pharmacy Claims. The real-time POS (Point-of-Sale) electronic transaction for submitting pharmacy claims.

Topic #463

## Provider Electronic Solutions Software

ForwardHealth offers electronic billing software at no cost to providers. PES (Provider Electronic Solutions) software allows providers to submit 837 (837 Health Care Claim) transactions and download the 999 (999 Functional Acknowledgment) and the 835 (835 Health Care Claim Payment/Advice) transactions. To obtain PES software, providers may download it from the [ForwardHealth Portal](#). For assistance installing and using PES software, providers may call the [EDI \(Electronic Data Interchange\) Helpdesk](#).

Topic #464

## Trading Partner Profile

A [Trading Partner Profile](#) must be completed and signed for each billing provider number that will be used to exchange electronic transactions.

In addition, billing providers who do not use a third party to exchange electronic transactions, billing services, and clearinghouses are required to complete a Trading Partner Profile.

To determine whether a Trading Partner Profile is required, providers should refer to the following:

- Billing providers who do not use a third party to exchange electronic transactions, including providers who use the PES (Provider Electronic Solutions) software, are required to complete the Trading Partner Profile.
- Billing providers who use a third party (billing services and clearinghouses) to exchange electronic transactions are required to submit a Trading Partner Profile.
- Billing services and clearinghouses, including those that use PES software, that are authorized by providers to exchange electronic transactions on a provider's behalf, are required to submit a Trading Partner Profile.

Providers who change billing services and clearinghouses or become a trading partner should keep their information updated by contacting the [EDI \(Electronic Data Interchange\) Helpdesk](#).

Topic #465

## Trading Partners

ForwardHealth exchanges nationally recognized electronic transactions with trading partners. A "trading partner" is defined as a covered entity that exchanges electronic health care transactions. The following covered entities are considered trading partners:

- Providers who exchange electronic transactions directly with ForwardHealth.
- Billing services and clearinghouses that exchange electronic transactions directly with ForwardHealth on behalf of a billing provider.

## Enrollment Verification

---

Topic #256

### 270/271 Transactions

The [270/271 \(270/271 Health Care Eligibility/Benefit Inquiry and Information Response\)](#) transactions allow for batch enrollment verification, including information for the current benefit month or for any date of eligibility the member has on file, through a secure Internet connection. The 270 is the electronic transaction for inquiring about a member's enrollment. The 271 is received in response to the inquiry.

For those providers who are federally required to have an NPI (National Provider Identifier), an NPI is required on the 270/271 transactions. The NPI indicated on the 270 is verified to ensure it is associated with a valid certification on file with ForwardHealth. The 271 response will report the NPI that was indicated on the 270.

For those providers exempt from NPI, a provider ID is required on the 270/271 transactions. The provider ID indicated on the 270 is verified to ensure it is associated with a valid certification on file with ForwardHealth. The 271 response will report the provider ID that was indicated on the 270.

Topic #469

### An Overview

Providers should always verify a member's enrollment before providing services, both to determine enrollment for the current date (since a member's enrollment status may change) and to discover any limitations to the member's coverage. Each enrollment verification method allows providers to verify the following prior to services being rendered:

- A member's enrollment in a ForwardHealth program(s).
- State-contracted MCO (managed care organization) enrollment.
- Medicare enrollment.
- Limited benefits categories.
- Any other commercial health insurance coverage.
- Exemption from copayments for BadgerCare Plus members.

Topic #259

### Commercial Enrollment Verification Vendors

ForwardHealth has agreements with several [commercial enrollment verification vendors](#) to offer enrollment verification technology to ForwardHealth providers. Commercial enrollment verification vendors have up-to-date access to the ForwardHealth enrollment files to ensure that providers have access to the most current enrollment information. Providers may access Wisconsin's EVS (Enrollment Verification System) to verify member enrollment through one or more of the following methods available from commercial enrollment verification vendors:

- Magnetic stripe card readers.
- Personal computer software.
- Internet.

Vendors sell magnetic stripe card readers, personal computer software, Internet access, and other services. They also provide ongoing maintenance, operations, and upgrades of their systems. Providers are responsible for the costs of using these enrollment verification methods.

*Note:* Providers are *not* required to purchase services from a commercial enrollment verification vendor. For more information on other ways to verify member enrollment or for questions about ForwardHealth identification cards, contact [Provider Services](#).

The real-time enrollment verification methods allow providers to print a paper copy of the member's enrollment information, including a transaction number, for their records. Providers should retain this number or the printout as proof that an inquiry was made.

## Magnetic Stripe Card Readers

The magnetic stripe card readers resemble credit card readers. Some ForwardHealth identification cards have a magnetic stripe and signature panel on the back, and a unique, 16-digit card number on the front. The 16-digit card number is valid only for use with a magnetic card reader.

Providers receive current member enrollment information after passing the ForwardHealth card through the reader or entering the member identification number or card number into a keypad and entering the DOS (date of service) about which they are inquiring.

## Personal Computer Software

Personal computer software can be integrated into a provider's current computer system by using a modem and can access the same information as the magnetic stripe card readers.

## Internet Access

Some enrollment verification vendors provide real-time access to enrollment from the EVS through the Internet.

Topic #4903

## Copayment Information

If a member is enrolled in BadgerCare Plus or Wisconsin Medicaid and is exempt from paying copayments for services, providers will receive the following response to an enrollment query from all methods of enrollment verification:

- The name of the benefit plan.
- The member's enrollment dates.
- The message, "No Copay."

If a member is enrolled in BadgerCare Plus, Medicaid, or SeniorCare and is required to pay a copayment, the provider will be given the name of the benefit plan in which the member is enrolled and the member's enrollment dates for the benefit plan only.

*Note:* The BadgerCare Plus Core Plan may also charge different copayments for hospital services depending on the member's income level. Members identified as "BadgerCare Plus Core Plan 1" are subject to lower copayments for hospital services. Members identified as "BadgerCare Plus Core Plan 2" are subject to higher copayments for hospital services.

Topic #264

# Enrollment Verification System

Member enrollment issues are the primary reason claims are denied. To reduce claim denials, providers should *always* verify a member's enrollment before providing services, both to determine enrollment for the current date (since a member's enrollment status may change) and to discover any limitations to the member's coverage. Providers may want to verify the member's enrollment a second time before submitting a claim to find out whether the member's enrollment information has changed since the appointment.

Providers can access Wisconsin's EVS (Enrollment Verification System) to receive the most current enrollment information through the following methods:

- ForwardHealth Portal.
- [WiCall](#), Wisconsin's AVR (Automated Voice Response) system.
- Commercial enrollment verification vendors.
- 270/271 (270/271 Health Care Eligibility/Benefit Inquiry and Response) transactions.
- [Provider Services](#).

Providers cannot charge a member, or authorized person acting on behalf of the member, for verifying his or her enrollment.

The EVS does not indicate other government programs that are secondary to Wisconsin Medicaid.

Topic #4901

## Enrollment Verification on the Portal

The secure ForwardHealth Portal offers real-time member enrollment verification for all ForwardHealth programs. Providers will be able to use this tool to determine:

- The benefit plan(s) in which the member is enrolled.
- If the member is enrolled in a state-contracted managed care program (for Medicaid and BadgerCare Plus members).
- If the member has any other coverage, such as Medicare or commercial health insurance.
- If the member is exempted from copayments (BadgerCare Plus members only).

To access enrollment verification via the ForwardHealth Portal, providers will need to do the following:

- Go to the ForwardHealth Portal.
- Establish a provider account.
- Log into the secure Portal.
- Click on the menu item for enrollment verification.

Providers will receive a unique transaction number for each enrollment verification inquiry. Providers may access a history of their enrollment inquiries using the Portal, which will list the date the inquiry was made and the enrollment information that was given on the date that the inquiry was made. For a more permanent record of inquiries, providers are advised to use the "print screen" function to save a paper copy of enrollment verification inquiries for their records or document the transaction number at the beginning of the response, for tracking or research purposes. This feature allows providers to access enrollment verification history when researching claim denials due to enrollment issues.

The Provider Portal is available 24 hours a day, seven days a week.

Topic #4900



## Entering Dates of Service

Enrollment information is provided based on a "From" DOS (date of service) and a "To" DOS that the provider enters when making the enrollment inquiry. For enrollment inquiries, a "From" DOS is the earliest date for which the provider is requesting enrollment information and the "To" DOS is the latest date for which the provider is requesting enrollment information.

Providers should use the following guidelines for entering DOS when verifying enrollment for Wisconsin Medicaid, BadgerCare Plus, SeniorCare, or WCDP (Wisconsin Chronic Disease Program) members:

- The "From" DOS is the earliest date the provider requires enrollment information.
- The "To" DOS must be within 365 days of the "From" DOS.
- If the date of the request is prior to the 20th of the current month, then providers may enter a "From" DOS and "To" DOS up to the end of the current calendar month.
- If the date of the request is on or after the 20th of the current month, then providers may enter a "From" DOS and "To" DOS up to the end of the following calendar month.

For example, if the date of the request was November 15, 2008, the provider could request dates up to and including November 30, 2008. If the date of the request was November 25, 2008, the provider could request dates up to and including December 31, 2008.

Topic #265

## Member Forgets ForwardHealth Identification Card

Even if a member does not present a ForwardHealth identification card, a provider can use Wisconsin's EVS (Enrollment Verification System) to verify enrollment; otherwise, the provider may choose not to provide the service(s) until a member brings in a ForwardHealth card.

A provider may use a combination of the member's name, date of birth, ForwardHealth identification number, or SSN (Social Security number) with a "0" at the end to access enrollment information through the EVS.

A provider may call [Provider Services](#) with the member's full name and date of birth to obtain the member's enrollment information if the member's identification number or SSN is not known.

Topic #4899

## Member Identification Card Does Not Guarantee Enrollment

Most members receive a member identification card, but possession of a program identification card does not guarantee enrollment. Periodically, members may become ineligible for enrollment, only to re-enroll at a later date. Members are told to keep their cards even though they may have gaps in enrollment periods. It is possible that a member will present a card when he or she is not enrolled; therefore, it is essential that providers verify enrollment before providing services. To reduce claim denials, it is important that providers verify the following information prior to each DOS (date of service) that services are provided:

- If a member is enrolled in any ForwardHealth program, including benefit plan limitations.
- If a member is enrolled in a managed care organization.
- If a member is in primary provider lock-in status.
- If a member has Medicare or other insurance coverage.

Topic #4898

## Responses Are Based on Financial Payer

When making an enrollment inquiry through Wisconsin's EVS (Enrollment Verification System), the returned response will provide information on the member's enrollment in benefit plans based on financial payers.

There are three financial payers under ForwardHealth:

- Medicaid (Medicaid is the financial payer for Wisconsin Medicaid, BadgerCare Plus, and SeniorCare).
- WCDP (Wisconsin Chronic Disease Program).
- WWWP (Wisconsin Well Woman Program).

Within each financial payer are benefit plans. Each member is enrolled under at least one of the three financial payers, and under each financial payer, is enrolled in at least one benefit plan. An individual member may be enrolled under more than one financial payer. (For instance, a member with chronic renal disease may have health care coverage under the BadgerCare Plus Standard Plan and the WCDP chronic renal disease program. The member is enrolled under two financial payers, Medicaid and WCDP.) Alternatively, a member may have multiple benefits under a single financial payer. (For example, a member may be covered by the TB-Only (Tuberculosis-Related Services Only) Benefit and Family Planning Only Services at the same time, both of which are administered by Medicaid.)

## Forms

---

Topic #767

### An Overview

ForwardHealth requires providers to use a variety of forms for PA (prior authorization), claims processing, and documenting special circumstances.

Topic #470

### Fillable Forms

Most forms may be obtained from the [Forms](#) page of the ForwardHealth Portal.

Forms on the Portal are available as fillable PDF (Portable Document Format) files, which can be viewed with Adobe Reader<sup>®</sup> computer software. Providers may also complete and print fillable PDF files using Adobe Reader<sup>®</sup>.

To complete a fillable PDF, follow these steps:

- Select a specific form.
- Save the form to the computer.
- Use the "Tab" key to move from field to field.

*Note:* The Portal provides instructions on how to obtain Adobe Reader<sup>®</sup> at no charge from the Adobe<sup>®</sup> Web site. Adobe Reader<sup>®</sup> only allows providers to view and print completed PDFs. It does not allow users to save completed fillable PDFs to their computer; however, if Adobe Acrobat<sup>®</sup> is purchased, providers may save completed PDFs to their computer. Refer to the [Adobe<sup>®</sup> Web site](#) for more information about fillable PDFs.

Selected forms are also available in fillable Microsoft<sup>®</sup> Word format on the Portal. The fillable Microsoft<sup>®</sup> Word format allows providers to complete and print the form using Microsoft<sup>®</sup> Word. To complete a fillable Microsoft<sup>®</sup> Word form, follow these steps:

- Select a specific form.
- Save the form to the computer.
- Use the "Tab" key to move from field to field.

*Note:* Providers may save fillable Microsoft<sup>®</sup> Word documents to their computer by choosing "Save As" from the "File" menu, creating a file name, and selecting "Save" on their desktop.

Topic #766

### Telephone or Mail Requests

Providers who do not have Internet access or who need forms that are not available on the ForwardHealth Portal may obtain them by doing either of the following:

- Requesting a paper copy of the form by calling [Provider Services](#). Questions about forms may also be directed to Provider Services.
- Submitting a written request and mailing it to ForwardHealth. Include a return address, the name of the form, and the form number and send the request to the following address:

ForwardHealth  
Form Reorder  
313 Blettner Blvd  
Madison WI 53784

## Portal

---

Topic #4904

### Claims and Adjustments Using the ForwardHealth Portal

Providers can [track the status](#) of their submitted claims, [submit individual claims](#), correct errors on claims, copy claims, and determine what claims are in "pay" status on the ForwardHealth Portal. Providers have the ability to [search for and view](#) the status of all their finalized claims, regardless of how they were submitted (i.e., paper, electronic, clearinghouse). If a claim contains an error, providers can correct it on the Portal and resubmit it to ForwardHealth.

Providers can submit an individual claim or adjust a claim through DDE (Direct Data Entry) through the secure Portal.

Topic #8524

### Conducting Recertification Via the ForwardHealth Portal

Providers can conduct [recertification](#) online via a secure recertification area of the ForwardHealth Portal.

Topic #5157

### Cost Share Reports for Long-Term Managed Care Organizations

Individual cost share reports for long-term care MCOs (managed care organizations) that provide Family Care, Family Care Partnership, and PACE (Program of All-Inclusive Care for the Elderly) services are available via the secure area of the ForwardHealth Portal and can be downloaded as an Excel file.

Topic #4345

### Creating a Provider Account

Each provider needs to designate one individual as an administrator of the ForwardHealth Portal account. This user establishes the administrative account once his or her PIN (personal identification number) is received. The administrative user is responsible for this provider account and is able to add accounts for other users (clerks) within his or her organization and assign security roles to clerks that have been established. To establish an administrative account after receiving a PIN, the administrative user is required to follow these steps:

1. Go to the ForwardHealth Portal.
2. Click the **Providers** button.
3. Click **Logging in for the first time?**.
4. Enter the Login ID and PIN. The Login ID is the provider's NPI or provider number.

5. Click **Setup Account**.
6. At the Account Setup screen, enter the user's information in the required fields.
7. Read the security agreement and click the checkbox to indicate agreement with its contents.
8. Click **Submit** when complete.

Once in the secure Provider area of the Portal, the provider may conduct business online with ForwardHealth via a secure connection. Providers may also perform the following administrative functions from the Provider area of the Portal:

- Establish accounts and define access levels for clerks.
- Add other organizations to the account.
- Switch organizations.

Refer to the Account User Guide on the [Portal User Guides page](#) of the Portal for more detailed instructions on performing these functions.

Topic #4340

## Designating a Trading Partner to Receive 835 Health Care Claim Payment/Advice Transactions

Providers must designate a trading partner to receive their 835 (835 Health Care Claim Payment/Advice) transaction for ForwardHealth interChange.

Providers who wish to submit their [835](#) designation via the Portal are required to create and establish a provider account to have access to the secure area of the Portal.

To designate a trading partner to receive 835 transactions, providers must first complete the following steps:

- Access the Portal and log into their secure account by clicking the Provider link/button.
- Click on the Designate 835 Receiver link on the right-hand side of the secure home page.
- Enter the identification number of the trading partner that is to receive the 835 in the Trading Partner ID field.
- Click Save.

Providers who are unable to use the Portal to designate a trading partner to receive 835 transactions may call the [EDI \(Electronic Data Interchange\) Helpdesk](#) or submit a [paper \(Trading Partner 835 Designation, F-13393 \(08/08\)\)](#) form.

Topic #5087

## Electronic Communications

The secure ForwardHealth Portal contains a one-way message center where providers can receive electronic notifications and provider publications from ForwardHealth. All new messages display on the provider's main page within the secure Portal.

Topic #5088

## Enrollment Verification

The secure ForwardHealth Portal offers real time member [enrollment verification](#) for all ForwardHealth programs. Providers are able to use this tool to determine:

- The health care program(s) in which the member is enrolled.
- Whether or not the member is enrolled in a state-contracted MCO (managed care organization).
- Whether or not the member has any third-party liability, such as Medicare or commercial health insurance.
- Whether or not the member is enrolled in the Pharmacy Services Lock-In Program and the member's Lock-In pharmacy, primary care provider, and referral providers (if applicable).

Using the Portal to check enrollment may be more effective than calling [WiCall](#) or the EVS (Enrollment Verification System) (although both are available).

Providers are assigned a unique enrollment verification number for each inquiry. Providers can also use the "print screen" function to print a paper copy of enrollment verification inquiries for their records.

Topic #4338

## ForwardHealth Portal

Providers, members, trading partners, managed care programs, and partners have access to public *and* secure information through the ForwardHealth Portal.

The Portal has the following areas:

- Providers (public and secure).
- Trading Partners.
- Members.
- MCO (managed care organization).
- Partners.

The secure Portal allows providers to conduct business and exchange electronic transactions with ForwardHealth. The public Portal contains general information accessible to all users. Members can access general health care program information and apply for benefits [online](#).

Topic #4441

## ForwardHealth Portal Helpdesk

Providers and trading partners may call the [ForwardHealth Portal Helpdesk](#) with technical questions on Portal functions, including their Portal accounts, registrations, passwords, and submissions through the Portal.

Topic #4451

## Inquiries to ForwardHealth Via the Portal

Providers are able to contact Provider Services through the ForwardHealth Portal by clicking the [Contact](#) link and entering the relevant inquiry information, including selecting the preferred method of response (i.e., telephone call or e-mail). Provider Services will respond to the inquiry by the preferred method of response indicated within five business days.

Topic #4400

# Internet Connection Speed

ForwardHealth recommends providers have an Internet connection that will provide an upload speed of at least 768 Kbps and a download speed of at least 128 Kbps in order to efficiently conduct business with ForwardHealth via the Portal.

For [PES \(Provider Electronic Solutions\)](#) users, ForwardHealth recommends an Internet connection that will provide a download speed of at least 128 Kbps for downloading PES software and software updates from the Portal.

These download speeds are generally not available through a dial-up connection.

Topic #4351

# Logging in to the Provider Area of the Portal

Once an administrative user's or other user's account is set up, he or she may log in to the Provider area of the ForwardHealth Portal to conduct business. To log in, the user is required to click the "Provider" link or button, then enter his or her username and password and click "Go" in the Login to Secure Site box at the right side of the screen.

Topic #4743

# Managed Care Organization Portal

## Information and Functions Through the Portal

The [MCO \(managed care organization\) area](#) of the ForwardHealth Portal allows state-contracted MCOs to conduct business with ForwardHealth. The Public MCO page offers easy access to key MCO information and Web tools. A log-in is required to access the secure area of the Portal to submit or retrieve account and member information which may be sensitive.

The following information is available through the Portal:

- Certified Provider Listing of all Medicaid-certified providers.
- Coordination of Benefits Extract/Insurance Carrier Master List information updated quarterly.
- Data Warehouse, which is linked from the Portal to Business Objects. The Business Objects function allows for access to MCO data for long term care MCOs.
- Electronic messages.
- Enrollment verification by entering a member ID or SSN (Social Security number) with date of birth and a "from DOS (date of service)" and a "to DOS" range. A transaction number is assigned to track the request.
- Member search function for retrieving member information such as medical status code, and managed care and Medicare information.
- Provider search function for retrieving provider information such as address, telephone number, provider ID, taxonomy code (if applicable), and provider type and specialty.
- HealthCheck information.
- MCO contact information.
- Technical contact information. Entries may be added via the Portal.

Topic #5158

# Managed Care Organization Portal Reports



The following reports are generated to MCOs (managed care organizations) through their account on the ForwardHealth MCO Portal:

- Capitation Payment Listing Report.
- Cost Share Report (long-term MCOs only).
- Enrollment Reports.

MCOs are required to establish a Portal account in order to receive reports from ForwardHealth.

## Capitation Payment Listing Report

The Capitation Payment Listing Report provides "payee" MCOs with a detailed listing of the members for whom they receive capitation payments. ForwardHealth interChange creates adjustment transaction information weekly and regular capitation transaction information monthly. The weekly batch report includes regular and adjustment capitation transactions. MCOs have the option of receiving both the Capitation Payment Listing Report and the 820 Payroll Deducted and Other Group Premium Payment for Insurance Products transactions.

## Initial Enrollment Roster Report

The Initial Enrollment Roster Report is generated according to the annual schedules detailing the number of new and continuing members enrolled in the MCO and those disenrolled before the next enrollment month.

## Final Enrollment Roster Report

The Final Enrollment Roster Report is generated the last business day of each month and includes members who have had a change in status since the initial report and new members who were enrolled after the Initial Enrollment Roster Report was generated.

## Other Reports

Additional reports are available for BadgerCare Plus HMOs, SSI HMOs, and long-term MCOs. Some are available via the Portal and some in the secure FTP (file transfer protocol).

Topic #4744

## Members ForwardHealth Portal

Members can access ForwardHealth information by going to the ForwardHealth Portal. Members can search through a directory of providers by entering a ZIP code, city, or county. Members can also access all member-related ForwardHealth applications and forms. Members can use [ACCESS](#) to check availability, apply for benefits, check current benefits, and report any changes.

Topic #4344

## Obtaining a Personal Identification Number

To establish an account on the ForwardHealth Portal, providers are required to obtain a PIN (personal identification number). The PIN is a unique, nine-digit number assigned by ForwardHealth interChange for the sole purpose of allowing a provider to establish a Portal account. It is used in conjunction with the provider's login ID. Once the Portal account is established, the provider will be prompted to create a username and password for the account, which will subsequently be used to log in to the

Portal.

*Note:* The PIN used to create the provider's Portal account is not the same PIN used for recertification on the Portal. Providers will receive a separate PIN for recertification.

A provider may need to request more than one PIN if he or she is a provider for more than one program or has more than one type of provider certification. A separate PIN will be needed for each provider certification. Health care providers will need to supply their NPI (National Provider Identifier) and corresponding taxonomy code when requesting an account. Non-healthcare providers will need to supply their unique provider number.

Providers may request a PIN by following these steps:

1. Go to the [Portal](#).
2. Click on the "Providers" link or button.
3. Click the "Request Portal Access" link from the Quick Links box on the right side of the screen.
4. At the Request Portal Access screen, enter the following information:
  - a. Health care providers are required to enter their NPI and click "Search" to display a listing of ForwardHealth certifications. Select the correct certification for the account. The taxonomy code, ZIP+4 code, and financial payer for that certification will be automatically populated. Enter the SSN (Social Security number) or TIN (Tax Identification Number).
  - b. Non-healthcare providers are required to enter their provider number, financial payer, and SSN or TIN. (This option should only be used by non-healthcare providers who are exempt from NPI requirements).

The financial payer is one of the following:

- Medicaid (Medicaid is the financial payer for Wisconsin Medicaid, BadgerCare Plus, and Senior Care).
  - SSI (Supplemental Security Income).
  - WCDP (Wisconsin Chronic Disease Program).
  - The WWWP (Wisconsin Well Woman Program).
- c. Click **Submit**.
  - d. Once the Portal Access Request is successfully completed, ForwardHealth will send a letter with the provider's PIN to the address on file.

Topic #4459

## Online Handbook

The Online Handbook allows providers access to all policy and billing information for Wisconsin Medicaid, BadgerCare Plus, SeniorCare, and WCDP (Wisconsin Chronic Disease Program) in one centralized place. A secure ForwardHealth Portal account is not required to use the Online Handbook as it is available to all Portal visitors.

Revisions to policy information are incorporated immediately after policy changes have been issued in *ForwardHealth Updates*. The Online Handbook also links to the [ForwardHealth Publications page](#), an archive section that providers can use to research past policy and procedure information.

The Online Handbook, which is available through the public area of the Portal, is designed to sort information based on user-entered criteria, such as program and provider type. It is organized into sections and chapters. Sections within each handbook may include the following:

- Certification.
- Claims.
- Coordination of Benefits.

- Managed Care.
- Member Information.
- Prior Authorization.
- Reimbursement.
- Resources.

Each section consists of separate chapters (e.g, claims submission, procedure codes), which contain further detailed information.

## Advanced Search Function

The Online Handbook has an advanced search function, which allows providers to search for a specific word or phrase within a user type, program, service area, or throughout the entire Online Handbook.

Providers can access the advanced search function by following these steps:

1. Go to the Portal.
2. Click the "Online Handbooks" link in the upper left "Providers" box.
3. Complete the two drop-down selections at the right to narrow the search by program and service area, if applicable. This is not needed if providers wish to search the entire Online Handbook.
4. Click "Advanced Search" to open the advanced search options.
5. Enter the word or phrase you would like to search.
6. Select "Search within the options selected above" or "Search all handbooks, programs and service areas."
7. Click the "Search" button.

## ForwardHealth Publications Archive Area

The ForwardHealth Publications page of the Online Handbook allows providers to view old *Updates* and previous versions of the Online Handbook.

Providers can access the archive information area by following these steps:

1. Go to the Portal.
2. Click the "Online Handbooks" link in the upper left "Providers" box.
3. Click on the "Updates and Handbooks" link. (This link is below the three drop-down menus.)

Topic #5089

## Other Business Enhancements Available on the Portal

The secure Provider area of the ForwardHealth Portal enables providers to do the following:

- Verify member enrollment.
- View RAs (Remittance Advice).
- Designate which trading partner is eligible to receive the provider's 835 (835 Health Care Claim Payment/Advice).
- Update and maintain provider file information. Providers have the choice to indicate separate addresses for different business functions.
- Receive electronic notifications and provider publications from ForwardHealth.
- Enroll in EFT (electronic funds transfer).
- Track provider-submitted PA (prior authorization) requests.

Topic #4911

## Portal Account Administrators

Portal administrators are responsible for requesting, creating, and managing accounts to access these features for their organization.

There must be one administrator assigned for each Portal account and all users established for that account. The responsibilities of the Portal administrator include:

- Ensuring the security and integrity of all user accounts (clerk administrators and clerks) created and associated with their Portal account.
- Ensuring clerks or clerk administrators are given the appropriate authorizations they need to perform their functions for the provider, trading partner, or MCO (managed care organization).
- Ensuring that clerks or clerk administrator accounts are removed/deleted promptly when the user leaves the organization.
- Ensuring that the transactions submitted are valid and recognized by ForwardHealth.
- Ensuring that all users they establish know and follow security and guidelines as required by HIPAA (Health Insurance Portability and Accountability Act of 1996). As Portal administrators establish their Portal account and create accounts for others to access private information, administrators are reminded that all users must comply with HIPAA. The HIPAA privacy and security rules require that the confidentiality, integrity, and availability of PHI (protected health information) are maintained at all times. The HIPAA Privacy Rule provides guidelines governing the disclosure of PHI. The HIPAA Security Rule delineates the security measures to be implemented for the protection of electronic PHI. If Portal administrators have any questions concerning the protection of PHI, visit the Portal for additional information.

Portal administrators have access to all secure functions for their Portal account.

## Establish an Administrator Account

All Portal accounts require an administrator account. The administrator is a selected individual who has overall responsibility for management of the account. Therefore, he or she has complete access to all functions within the specific secure area of his or her Portal and are permitted to add, remove, and manage other individual roles.

Topic #4912

## Portal Clerk Administrators

A Portal administrator may choose to delegate some of the authority and responsibility for setting up and managing the users within their ForwardHealth Portal account. If so, the Portal administrator may establish a clerk administrator. An administrator or clerk administrator can create, modify, manage or remove clerks for a Portal account. When a clerk is created, the administrator or clerk administrator must grant permissions to the clerks to ensure they have the appropriate access to the functions they will perform. A clerk administrator can only grant permissions that they themselves have. For example, if an administrator gives a clerk administrator permission only for enrollment verification, then the clerk administrator can only establish clerks with enrollment verification permissions.

Even if a Portal administrator chooses to create a clerk administrator and delegate the ability to add, modify, and remove users from the same account, the Portal administrator is still responsible for ensuring the integrity and security of the Portal account.

Topic #4913

## Portal Clerks

The administrator (or the clerk administrator if the administrator has granted them authorization) may set up clerks within their ForwardHealth Portal account. Clerks may be assigned one or many roles (i.e., claims, PA, enrollment verification). Clerks do not have the ability to establish, modify, or remove other accounts.

Once a clerk account is set up, the clerk account does not have to be established again for a separate Portal account. Clerks can easily be assigned a role for different Portal accounts (i.e., different ForwardHealth certifications). To perform work under a different Portal account for which they have been granted authorization, a clerk can use the "switch org" function and toggle between the Portal accounts to which they have access. Clerks may be granted different authorization in each Portal account (i.e., they may do enrollment verification for one Portal account, and HealthCheck inquires for another).

Topic #4740

## Public Area of the Provider Portal

The public Provider area of the ForwardHealth Portal offers a variety of important business features and functions that will greatly assist in daily business activities with ForwardHealth programs.

### Maximum Allowable Fee Schedules

Within the Portal, all [maximum allowable fee schedules](#) for Medicaid, BadgerCare Plus, and WCDP (Wisconsin Chronic Disease Program) are interactive and searchable. Providers can enter the DOS (date of service), along with other information such as procedure code, category of supplies, or provider type, to find the maximum allowable fee. Providers can also download all fee schedules.

### Online Handbook

The Online Handbook is the single source for all current policy and billing information for ForwardHealth. The Online Handbook is designed to sort information based on user-entered criteria, such as program and provider type.

Revisions to policy information are incorporated into the Online Handbook in conjunction with published *Updates*. The Online Handbook also links to the [ForwardHealth Publications page](#), an archive section where providers can research previously published *Updates*.

### ForwardHealth Publications Archive Section

The [ForwardHealth Publications page](#), available via the Quick Links box, lists *Updates*, *Update Summaries*, archives of provider Handbooks and provider guides, and monthly archives of the Online Handbook. The ForwardHealth Publications page contains both current and obsolete information for research purposes only. Providers should use the Online Handbook for current policy and procedure questions. The *Updates* are searchable by provider type or program (e.g., physician or HealthCheck "Other Services") and by year of publication.

### Training

Providers can register for all scheduled trainings and view online trainings via the [Portal Training page](#), which contains an up-to-date calendar of all available training. Additionally, providers can view [Webcasts](#) of select trainings.

### Contacting Provider Services

Providers and other Portal users will have an additional option for contacting Provider Services through the Contact link on the Portal. Providers can enter the relevant inquiry information, including selecting the preferred method of response (i.e., telephone

call or e-mail) the provider wishes to receive back from Provider Services. Provider Services will respond to the inquiry within five business days. Information will be submitted via a secure connection.

## Online Certification

Providers can speed up the certification process for Medicaid by completing a [provider certification application](#) via the Portal. Providers can then track their application by entering their ATN (application tracking number) given to them on completion of the application.

## Other Business Enhancements Available on the Portal

The public Provider area of the Portal also includes the following features:

- A ["What's New?"](#) section for providers that links to the latest provider publication summaries and other new information posted to the Provider area of the Portal.
- Home page for the provider. Providers have administrative control over their Portal homepage and can grant other employees access to specified areas of the Portal, such as claims and PA (prior authorization).
- [E-mail subscription](#) service for *Updates*. Providers can register for e-mail subscription to receive notifications of new provider publications via e-mail. Users are able to select, by program and service area, which publication notifications they would like to receive.
- A [forms library](#).

Topic #4741

## Secure Area of the Provider Portal

Providers can accomplish many processes via the ForwardHealth Portal, including submitting, adjusting, and correcting claims, submitting and amending PA (prior authorization) requests, and verifying enrollment.

## Claims and Adjustments Using the Portal

Providers can track the status of their submitted claims, submit individual claims, correct errors on claims, and determine what claims are in "pay" status on the Portal. Providers have the ability to search for and view the status of all of their finalized claims, regardless of how they were submitted (i.e., paper, electronic, clearinghouse). If a claim contains an error, providers can correct it on the Portal and resubmit it to ForwardHealth.

Providers can submit an individual claim or adjust a claim via DDE (Direct Data Entry) through the secure Portal.

## Submitting Prior Authorization and Amendment Requests Via the Portal

Nearly all service areas can submit PAs via the Portal. Providers can do the following:

- Correct errors on PAs or amendment requests via the Portal, regardless of how the PA was originally submitted.
- View all recently submitted and finalized PA and amendment requests.
- View the latest provider review and decision letters.
- Receive messages about PA and amendment requests that have been adjudicated or returned for provider review.

## Electronic Communications

The secure Portal contains a one-way message center where providers can receive electronic notifications and provider

publications from ForwardHealth. All new messages display on the provider's main page within the secure Portal.

## Enrollment Verification

The secure Portal offers real-time member [enrollment verification](#) for all ForwardHealth programs. Providers are able to use this tool to determine:

- The health care program(s) in which the member is enrolled.
- Whether or not the member is enrolled in a state-contracted MCO (managed care organization).
- Whether or not the member has any third-party liability, such as Medicare or commercial health insurance.

Using the Portal to check enrollment may be more efficient than calling the AVR (Automated Voice Response) system or the EVS (Enrollment Verification System) (although both are available).

Providers will be assigned a unique enrollment verification number for each inquiry. Providers can also use the "print screen" function to print a paper copy of enrollment verification inquiries for their records.

## Other Business Enhancements Available on the Portal

The secure Provider area of the Portal enables providers to do the following:

- Verify member enrollment.
- View RAs (Remittance Advices).
- Designate which trading partner is eligible to receive the provider's 835 (835 Health Care Claim Payment/Advice).
- Update and maintain provider file information. Providers will have the choice to indicate separate addresses for different business functions.
- Receive electronic notifications and provider publications from ForwardHealth.
- Enroll in EFT (electronic funds transfer).
- Track provider-submitted PA requests.

Topic #4401

## System and Browser Requirements

The following table lists the recommended system and browser requirements for using the ForwardHealth Portal. PES (Provider Electronic Solutions) users should note that the Windows-based requirements noted in the table apply; PES cannot be run on Apple-based systems.

Recommended System Requirements	Recommended Browser Requirements
Windows-Based Systems	
Computer with at least a 500Mhz processor, 256 MB of RAM, and 100MB of free disk space	Microsoft Internet Explorer v. 6.0 or higher, or Firefox v. 1.5 or higher
Windows XP or higher operating system	
Apple-Based Systems	
Computer running a PowerPC G4 or Intel processor, 512 MB of RAM, and 150MB of free disk space	Safari, or Firefox v. 1.5 or higher
Mac OS X 10.2.x or higher operating system	

Topic #4742

## Trading Partner Portal

The following information is available on the public [Trading Partner](#) area of the ForwardHealth Portal:

- Trading partner [testing packets](#).
- [Trading Partner Profile](#) submission.
- [PES \(Provider Electronic Solutions\)](#) software and upgrade information.
- EDI (Electronic Data Interchange) [companion guides](#).

In the secure Trading Partner area of the Portal, trading partners can exchange electronic transactions with ForwardHealth.

Trading partners using PES should be sure to enter the Web logon and Web password associated with the ForwardHealth trading partner ID that will be used on PES transactions. Prior to submitting transactions through PES, trading partners must also make sure their trading partner account is entered as the "Default Provider ID" on the Switch Organization page of the secure Trading Partner account on the Portal.



# Training Opportunities

---

Topic #12757

## Training Opportunities

The [Provider Relations representatives](#) conduct training sessions in a variety of formats on both program-specific and topic-specific subjects. There is no fee for attending/accessing these training sessions.

### On-Site Sessions

On-site training sessions are offered at various locations (e.g., hotel conference rooms, provider facilities) throughout the state. These training sessions include general all-provider sessions, service-specific and/or topic-specific sessions, and program-specific (such as WCDP (Wisconsin Chronic Disease Program) or the WWWP (Wisconsin Well Woman Program)) sessions.

Registration is required to attend on-site sessions. Online registration is available on the [Trainings](#) page of the Providers area of the Portal.

### Online (Real-Time, Web-Based) Sessions

Online (real-time, Web-based) training sessions are available and are facilitated through [HP® Virtual Room](#). Virtual Room sessions are offered on many of the same topics as on-site sessions, but online sessions offer the following advantages:

- Participants can attend training at their own computers without leaving the office.
- Sessions are interactive as participants can ask questions during the session.
- If requested or needed, a session can be quickly organized to cover a specific topic for a small group or office.

For some larger training topics (such as ForwardHealth Portal Fundamentals), the training may be divided into individual modules, with each module focused on a particular subject. This allows participants to customize their training experience.

Registration, including an e-mail address, is required to attend Virtual Room sessions, so important session information can be sent to participants prior to the start of the session. Online registration is available on the [Trainings](#) page of the Portal.

### Recorded Webcasts

Recorded Webcasts are available on a variety of topics, including some of the same topics as on-site and online sessions. Like Virtual Room sessions, some recorded Webcasts on larger training topics may be divided into individual Webcast modules, allowing participants to customize their training experience. Recorded Webcasts allow providers to view the training at their convenience on their own computers.

Registration is not required to view a recorded Webcast. Related training materials are available to download and print from the specific [Webcast training session page](#) on the Portal.

### Notification of Training Opportunities

In addition to information on the Trainings page of the Portal, upcoming training session information is distributed directly through messages to providers who have secure Portal accounts and to providers who have registered for the ForwardHealth e-mail subscription service.

To sign up for a secure Portal account, click the "Request Portal Access" link in the Quick Links box on the [Provider](#) page of the Portal. To sign up for e-mail subscription, click "Register for E-mail Subscription" in the Quick Links box on the Provider page of the Portal.

## Updates

---

Topic #4460

### Full Text Publications Available

Providers may request full-text versions of *ForwardHealth Updates* to be mailed to them by calling [Provider Services](#).

Topic #478

### General Information

*ForwardHealth Updates* are the first source of provider information. *Updates* announce the latest information on policy and coverage changes, PA (prior authorization) submission requirements, claims submission requirements, and training announcements.

The *ForwardHealth Update Summary* is posted to the ForwardHealth Portal on a monthly basis and contains an overview of *Updates* published that month. Providers with a ForwardHealth Portal account are notified through their Portal message box when the *Update Summary* is available on the Portal.

*Updates* included in the *Update Summary* are posted in their entirety on the Provider area of the Portal. Providers may access *Updates* from direct links in the electronic *Update Summary* as well as navigate to other Medicaid information available on the Portal.

Providers without Internet access may call [Provider Services](#) to request a paper copy of an *Update*. To expedite the call, correspondents will ask providers for the *Update* number. Providers should allow seven to 10 business days for delivery.

Revisions to policy information are incorporated into the Online Handbook in conjunction with published *Updates*. The Online Handbook also includes a link to the [ForwardHealth Publications page](#), an archive section where providers can research previously published *Updates*.

Topic #4458

### Multiple Ways to Access ForwardHealth Publications

Users may register for e-mail subscription service. Providers who have established a ForwardHealth Portal account will automatically receive notification of *ForwardHealth Updates* and the monthly *ForwardHealth Update Summary* in their Portal message box. Providers will receive notification via their Portal accounts or e-mail subscription.

#### E-mail Subscription Service

Providers and other interested parties may register for e-mail subscription on the Portal to receive e-mail notifications of new provider publications. Users are able to select, by program (Wisconsin Medicaid, BadgerCare Plus, or WCDP (Wisconsin Chronic Disease Program)) and provider type (e.g., physician, hospital, DME (durable medical equipment) vendor), and which publication notifications they would like to receive. Any number of staff or other interested parties from an organization may sign up for an e-mail subscription.

Users may sign up for an e-mail subscription by following these steps:

1. Click the Providers link on the ForwardHealth Portal at [www.forwardhealth.wi.gov/](http://www.forwardhealth.wi.gov/).
2. In the Quick Links section on the right side of the screen, click Register for E-mail Subscription.
3. The Subscriptions page will be displayed. In the E-Mail field in the New Subscriber section, enter the e-mail address to which messages should be sent.
4. Enter the e-mail address again in the Confirm E-Mail field.
5. Click Register. A message will be displayed at the top of the Subscriptions page indicating the registration was successful. If there are any problems with the registration, an error message will be displayed instead.
6. Once registration is complete, click the program for which you want to receive messages in the Available Subscriptions section of the Subscriptions page. The selected program will expand and a list of service areas will be displayed.
7. Select the service area(s) for which you want to receive messages. Click Select All if you want to receive messages for all service areas.
8. When service area selection is complete, click Save at the bottom of the page.
9. The selected subscriptions will load and a confirmation message will appear at the top of the page.

# WiCall

---

Topic #257

## Enrollment Inquiries

WiCall is an [AVR \(Automated Voice Response\)](#) system that allows providers with touch-tone telephones direct access to enrollment information.

Information from WiCall will be returned in the following order if applicable to the member's current enrollment:

- Transaction number: A number will be given as a transaction confirmation that providers should keep for their records.
- Benefit enrollment: All benefit plans the member is enrolled in on the DOS (date of service) or within the [DOS range selected for the financial payer](#).
- County Code: The member's county code will be provided if available. The county code is a two-digit code between 01 and 72 that represents the county in which member resides. If the enrollment response reflects that the member resides in a designated HPSA (Health Personnel Shortage Area) on the DOS or within the DOS range selected, HPSA information will be given.
- MCO (managed care organization): All information about state-contracted MCO enrollment, including MCO names and telephone numbers (that exists on the DOS or within the DOS range selected), will be listed. This information is applicable to Medicaid and BadgerCare Plus members only.
- Hospice: If the member is enrolled in the hospice benefit on the DOS or within the DOS range that the provider selected, the hospice information will be given. This information is applicable to Medicaid and BadgerCare Plus members only.
- Lock-in: Information about the [Pharmacy Services Lock-In Program](#) that exists on the DOS or within the DOS range selected will be provided. This information is applicable to Medicaid, BadgerCare Plus, and SeniorCare members only.
- Medicare: All information about Medicare coverage, including type of coverage and Medicare number, if available, that exists on the DOS or within the DOS range selected will be listed.
- Other Commercial Insurance Coverage: All information about commercial coverage, including carrier names and telephone numbers, if available, that exists on the DOS or within the DOS range selected will be listed.
- Transaction Completed: After the member's enrollment information has been given using the financial payer that was selected, providers will be given the following options:
  - To hear the information again.
  - To request enrollment information for the same member using a different financial payer.
  - To hear another member's enrollment information using the same financial payer.
  - To hear another member's enrollment information using a different financial payer.
  - To return to the main menu.

WiCall is available 24 hours a day, seven days a week. If for some reason the system is unavailable, providers may call [Provider Services](#).

## Transaction Number

The AVR system issues a transaction number every time a provider verifies enrollment, even when an individual is *not* enrolled in BadgerCare Plus or Wisconsin Medicaid. The provider should retain this transaction number. It is proof that an inquiry was made about the member's enrollment. If a provider thinks a claim was denied in error, the provider can reference the transaction number to ForwardHealth to confirm the enrollment response that was actually given.

Topic #6257

# Entering Letters into WiCall

For some WiCall inquiries, health care providers are required to enter their taxonomy code with their NPI (National Provider Identifier). Because taxonomy codes are a combination of numbers and letters, telephone key pad combinations, shown in the table below, allow providers to successfully enter taxonomy code letters for WiCall functions (e.g., press \*21 to enter an "A," press \*72 to enter an "R").

Letter	Key Combination	Letter	Key Combination
A	*21	N	*62
B	*22	O	*63
C	*23	P	*71
D	*31	Q	*11
E	*32	R	*72
F	*33	S	*73
G	*41	T	*81
H	*42	U	*82
I	*43	V	*83
J	*51	W	*91
K	*52	X	*92
L	*53	Y	*93
M	*61	Z	*12

Additionally, providers may select option 9 and press "#" for an automated voice explanation of how to enter letters in WiCall.

Topic #466

## Information Available Via WiCall

WiCall, ForwardHealth's AVR (Automated Voice Response) system, gathers inquiry information from callers through voice prompts and accesses ForwardHealth interChange to retrieve and "speak" back the following ForwardHealth information:

- Claim status.
- Enrollment verification.
- PA (prior authorization) status.
- Provider CheckWrite information.

*Note:* ForwardHealth releases CheckWrite information to WiCall no sooner than on the first state business day following the financial cycle.

Providers are prompted to enter NPI (National Provider Identifier) or provider ID and in some cases, NPI-related data, to retrieve query information.

In all inquiry scenarios, WiCall offers the following options after information is retrieved and reported back to the caller:

- Repeat the information.
- Make another inquiry of the same type.
- Return to the main menu.

- Repeat the options.

## Claim Status

Providers may check the status of a specific claim by selecting the applicable program ("financial payer" option, i.e., Wisconsin Medicaid, WCDP (Wisconsin Chronic Disease Program), or WWWP (Wisconsin Well Woman Program) by entering their provider ID, member identification number, DOS (date of service), and the amount billed.

*Note:* Claim information for BadgerCare Plus and SeniorCare is available by selecting the Medicaid option.

## Enrollment Verification

Providers may request enrollment status for any date of eligibility the member has on file by entering their provider ID and the member ID. If the member ID is unknown, providers may enter the member's date of birth and SSN (Social Security number). Additionally, the provider is prompted to enter the "From DOS" and the "To DOS" for the inquiry. The "From" DOS is the earliest date the provider requires enrollment information and the "To" DOS must be within 365 days of the "From" DOS.

Each time a provider verifies member enrollment, the enrollment verification is saved and assigned a transaction number as transaction confirmation. Providers should note the transaction number for their records.

## Prior Authorization Status

Except in certain instances, providers may obtain the status of PA requests for Medicaid and WCDP via WiCall by entering their provider ID and the applicable PA number. If the provider does not know the PA number, there is an option to bypass entering the PA number and the caller will be prompted to enter other PA information such as member ID and type of service (i.e., NDC (National Drug Code), procedure code, revenue code, or ICD-9-CM (International Classification of Diseases, Ninth Revision, Clinical Modification) diagnosis code.) When a match is found, WiCall reports back the PA status information, including the PA number for future reference, and the applicable program.

Information on past PAs is retained indefinitely. Paper PAs require a maximum of 20 working days from receipt to be processed and incorporated into WiCall's PA status information.

*Note:* PA information for BadgerCare Plus and SeniorCare is available by selecting the Medicaid option.

Topic #765

# Quick Reference Guide

The WiCall [AVR \(Automated Voice Response\) Quick Reference Guide](#) displays the information available for WiCall inquiries.



## Automated Voice Response Quick Reference Guide

