


ForwardHealth

Demographics of the ForwardHealth Medicaid-Related Programs

March 4, 2009



ForwardHealth Medicaid-Related Programs Overview



Spending

- Costs in SFY08 totaled \$4.93 billion with approximately 60% paid for by federal funds

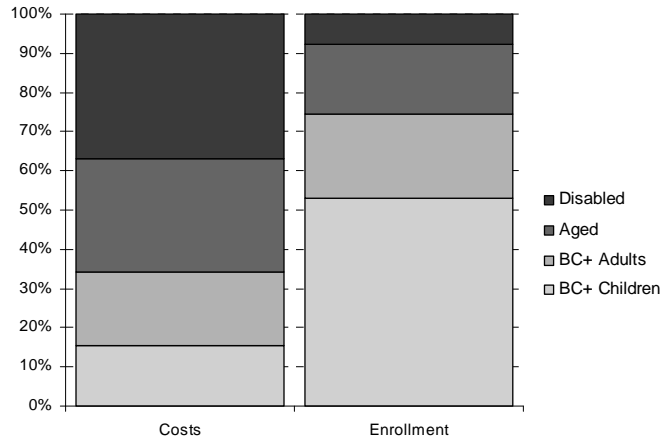
Members

- 950,866 as of January 30th

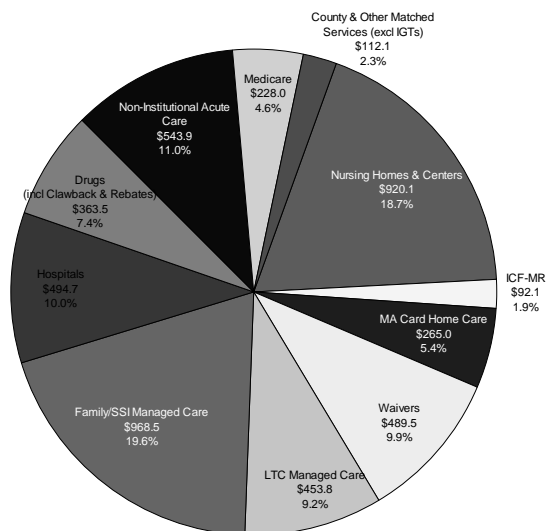
Demographics

- Most members are enrolled in BadgerCare+, but the greatest Medicaid costs are for members enrolled in the Aged & Disabled programs


Costs to Enrollment in ForwardHealth



Expenditures SFY08 by Service (millions), totaling \$4.93 Billion




BadgerCare Plus




CY 2009		Jan-09
category	description	eligibles
Children	Children under age 19	342,718
Parents/Caretakers	Parents or Caretakers of children	170,009
Pregnant Women	Pregnant women	17,211
Youths Exiting	Youths exiting out of homecare	106
Transitional	Transitional Grandfathering	858
Income Ext	Child Support and Earned Income Extensions	59,071
Exp Enroll-PW	Express Enrollment for Preg. Women	653
Exp Enroll-Children	Express Enrollment for Children	348
Non Specific BC+	Family Medicaid or Non Specific BC+	1
BadgerCare Plus - Subtotal (excludes FPW)		590,975

Elderly and Disabled



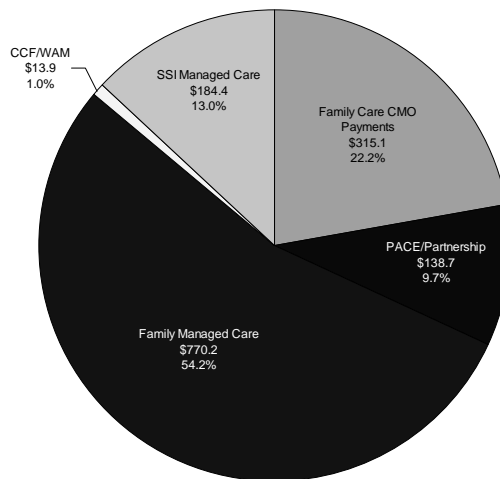

CY 2009		Jan-09
category	description	eligibles
SSI	Receiving or deemed to be receiving an SSI payment	99,091
SSI-related	Meet SSI income and asset req's, but not rec'ing SSI	15,068
Institutionalized	in a nursing home or other long term care institution	21,419
Waiver	eligible under a community waiver program	28,355
MAPP	Medicaid Purchase Plan	13,463
Family Care Non-MA	Eligible for Family Care (non-MA)	24
SeniorCare 3	prescription drug coverage for low income elderly	89,435
Elderly & Disabled Coverage - Subtotal		266,855

Other Coverage




CY 2009		Jan-09
category	description	eligibles
TB-related	has tuberculosis and can get TB-related services	156
Medicare Beneficiaries	Medicaid pays only for Medicare Premiums	12,445
Well Woman MA	Full Medicaid for breast and cervical cancer patients	533
Foster Care	Medicaid for children in foster care placements	6,299
Subsidized Adoption	Medicaid coverage is part of the adoption contract	14,127
FPW	Family Planning Waiver	46,248
Miscellaneous	Miscellaneous	471
HCTC	Health Coverage Tax Credit	79
TCLA	Transitional CLA	12,678
Other Coverage Subtotal		93,036

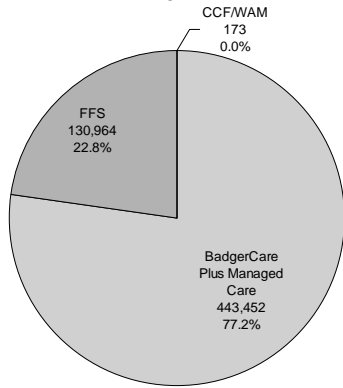
Managed Care State Fiscal Year 2008 (millions)



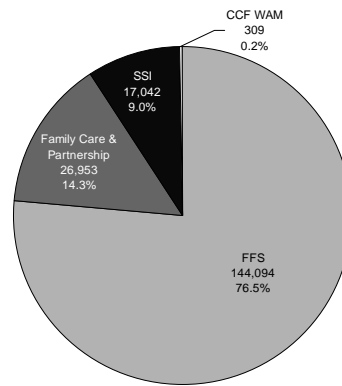
Members in Managed Care BadgerCare Plus and Aged/Disabled



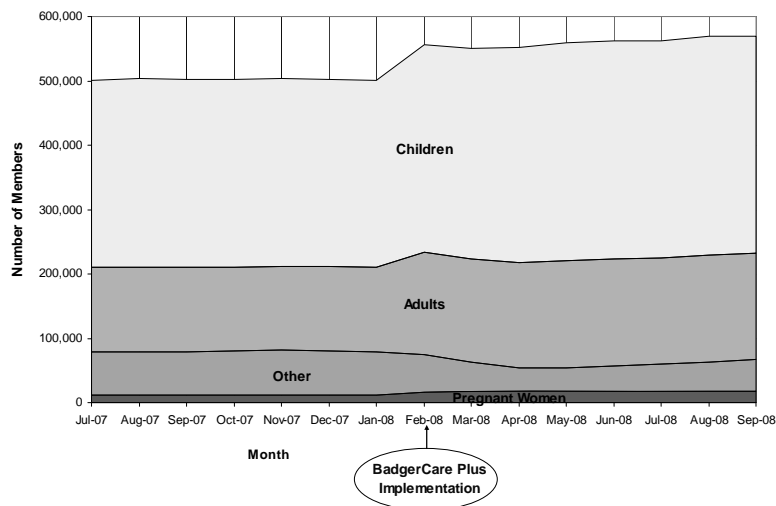

Percentage of BadgerCare Plus Members in Managed Care



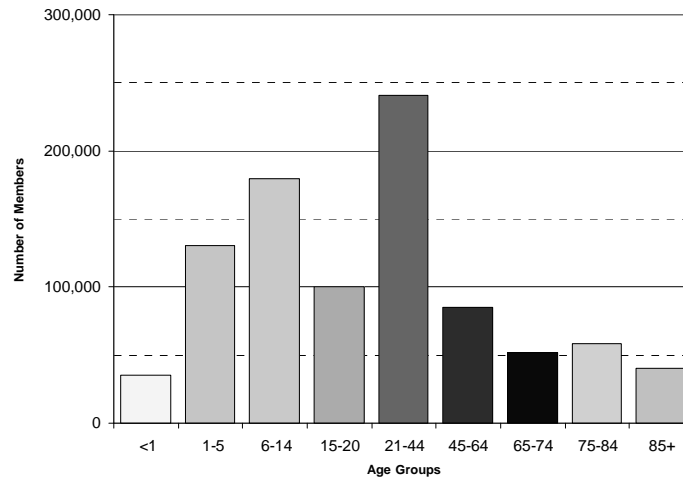

Percentage of Aged & Disabled Members in Managed Care



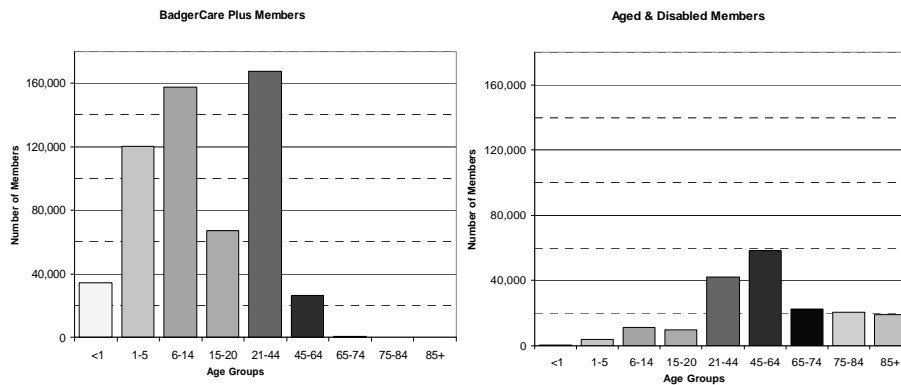

BC+ Enrollment by Demographic Group 2007-2009 Biennium



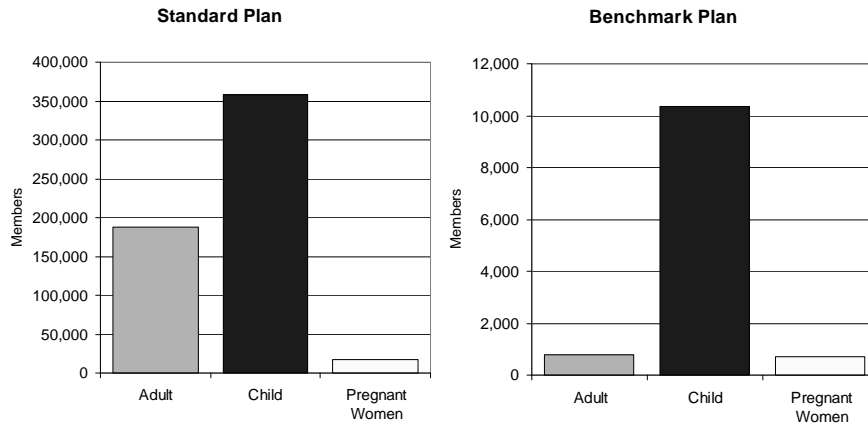

Members by Age Group All Eligibility Groups




Members by Age Group BadgerCare Plus and Aged/Disabled



BC+ Members by Demographic Group and Benefit Plan



Top Ten Drug Changes with Carve-out



Top 10 Rx's 2007

DRUG	RX COUNT 2007
METOPROLOL	52042
LISINAPRIL	43649
HYDROCODONE	42529
FUROSEMIDE	41176
L-THYROXINE	41036
LORAZEPAM	40851
SIMVASTATIN	36612
AMLODIPINE	36374
ATENOLOL	35263
POTASSIUM	32179

Top 10 Rx's 2008

DRUG	RX COUNT 2008
HYDROCODONE	92245
ALBUTEROL	71019
AMOXICILLIN	57799
LISINAPRIL	55850
METOPROLOL	54024
L-THYROXINE	53037
FLUTICASONE	50461
OXYCODONE	48955
SIMVASTATIN	47588
LORAZEPAM	46734